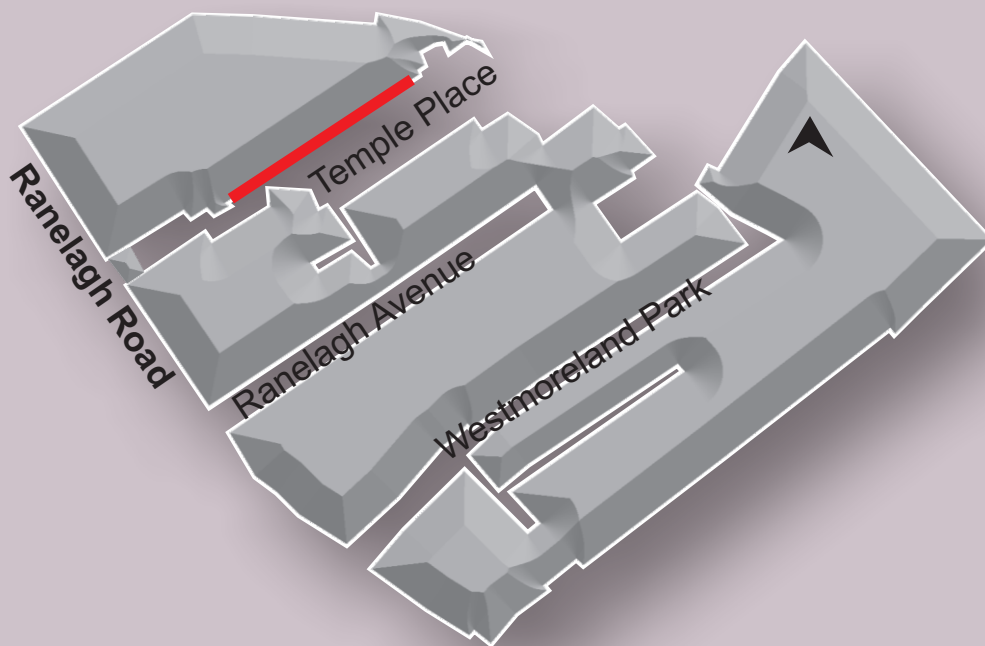




TEMPLE PLACE RANELAGH

Architectural Conservation Area Report

Character Appraisal and Policy Framework



Comhairle Cathrach
Bhaile Átha Cliath
Dublin City Council

Architectural Conservation Area Report | TEMPLE PLACE, RANELAGH

Report Publication Date: 11.06.2013

Status: Planning Policy Document

Hard copies available from:

Architectural Conservation Area Report,
Department of Planning and Development,
Dublin City Council,
Civic Offices, Wood Quay,
Dublin 8.

E-mail: conservation@dublincity.ie

Direct T el: 01 2223926 / 01 2223927

Contents

- 1.0 Location
- 2.0 Location Maps
- 3.0 Photographs
- 4.0 Description of Character
- 5.0 Existing Designations
- 6.0 Overall Policy
- 7.0 General Objectives
- 8.0 Guidelines of Homeowners in Architectural Conservation Areas



TEMPLE PLACE RANELAGH

Architectural Conservation

Area Report



1.0 Temple Place ACA - Introduction :

This Temple Place Architectural Conservation Area Report was adopted by Dublin City Council on the 10th June 2013.

2.0 Location : Temple Place, Ranelagh, Dublin 6

Temple Place is a terrace of houses located on a laneway between Ranelagh Village and Ranelagh Gardens Park. It is accessed through a modern archway and forms the northwestern boundary to Superquinn carpark. The front of the houses is paved with concrete and a modern boundary wall surmounted with railings, is located between much of the terrace and the carpark itself. A pedestrian gateway at the northwestern end of the terrace gives access to the park.

2.1 Site Location Map



Zoning map, the red line marks the boundary of the Architectural Conservation Area



Site Location Map showing location of Architectural Conservation Area



TEMPLE PLACE RANELAGH

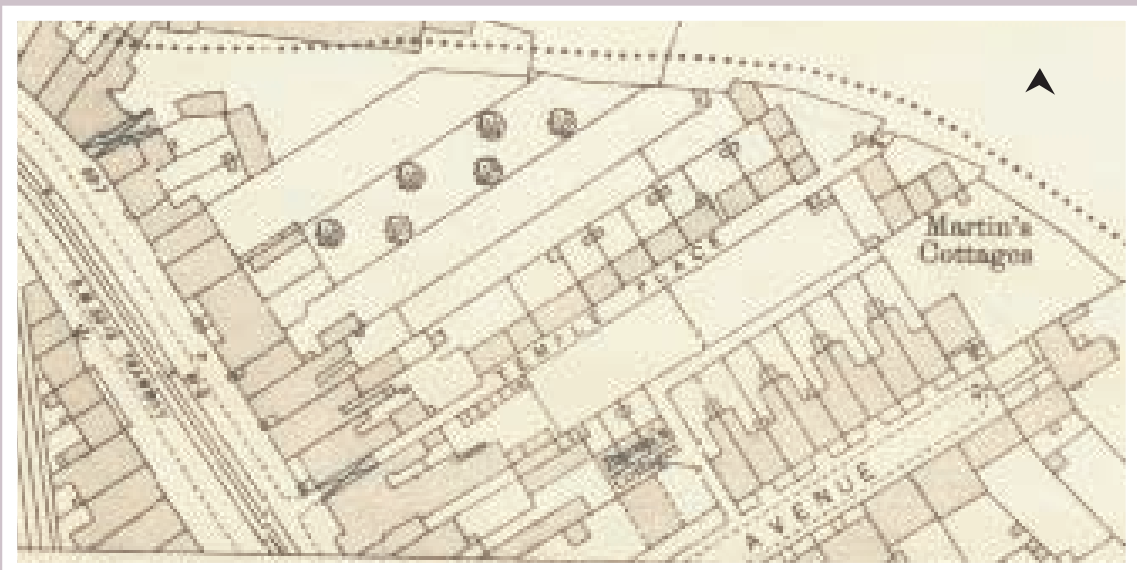
Architectural Conservation Area Report



2.2 Historic Maps



Sheet XVIII-88 (5ft-1mile) 1882 Ordnance Survey Map, showing 2-10 Temple Place.



Sheet XVIII-88 (5ft-1mile) 1907 Ordnance Survey Map, showing 2-10 Temple Place.



TEMPLE PLACE RANELAGH

Architectural Conservation Area Report



3.0 Photographs

(All buildings within this ACA are photographed and included in Appendix 1 of this document).



Temple Place, view southwest



Temple Place, approach from southwest



Temple Place, view east towards Superquinn carpark



Ranelagh Gardens gate-way



TEMPLE PLACE RANELAGH


Architectural Conservation Area Report



Granite steps at Temple Place



Replacement front door



Views of houses at Temple Place



Views of houses at Temple Place



TEMPLE PLACE RANELAGH

Architectural Conservation Area Report



4.0 Description of Character

4.1 Historical Background

Ranelagh village is not shown on Rocque's 1760 map of Dublin. The village developed from the late 18th century onwards. Taylor's map of 1816 and William Duncan's 1821 map of Dublin shows the further development of Ranelagh in the early 19th century.

Numbers 2 to 10 Temple Place is a terrace of nine houses which according to Deirdre Kelly were built in back gardens of Number 26 to 28 Ranelagh (Kelly 2001, 65). Eight of the nine houses are protected structures. This road used to be known as Bennet's Lane until the building of the houses, and is mentioned in the valuation records as being behind No. 40 Ranelagh Road. The buildings on the lane were constructed in 1867, when their first valuation appears. Numbers 2-10 are clearly shown on the 1882 and 1907 Ordnance Survey maps.

4.2 General Character

Numbers 2 to 10 Temple Place is a modest terrace of nine houses located immediately adjacent the car park to Superquinn. Numbers 11 and 12 are modern houses and the northeastern end

of the terrace is terminated by an attractive granite gate-way which gives access to Ranelagh Gardens Park. Despite the modern car-park located immediately to the front of the houses and the loss of original features the terrace still retains a sense of place and is an attractive terrace.

The houses mostly comprise two-bay and three-bay, two-storey houses. The houses were originally roofed with Blue Bangor slate, however only one such roof remains. The roofs have brick and cement rendered chimneystacks with terracotta chimneypots. Some cast-iron rainwater down-pipes and hoppers survive to the front elevation. Originally the facades were composed of yellow dolphin barn brick. Only one façade is visible today, the remainder are rendered or painted. The window openings have painted granite sills, however unfortunately no original windows survive. A photograph shown in Deirdre Kelly's book *'Four Roads to Dublin'* shows both six-over-six timber sash windows and two-over-two timber sash windows. The door openings originally comprised timber panelled doors with a narrow glazed overlight, however apart from number 7 (where an original door appears to be intact), no original doors survive.




Photo taken from Deirdre Kelly's book *Four Roads to Dublin*, published in 2001 by O'Brien Press.



TEMPLE PLACE RANELAGH

Architectural Conservation

Area Report



5.0 Existing Designations

5.1 Zoning – Numbers 3 to 10 Temple Place is zoned Zone 1: 'To protect, provide and improve residential amenities' and number 2 Temple Place is zoned Zone 4: 'To provide for and improve mixed services facilities'.

5.2 Record of Protected Structures: The Architectural Conservation Area is comprised of nine houses; eight of the nine houses were protected structures listed in the 2011-2017 Record of Protected Structures and were deleted from the record by the City Council on February 4th 2013.

6.0 Overall Policy

6.1 To seek to preserve, protect and enhance the architectural quality, character and setting of the nineteenth century building characteristics within the Architectural Conservation Area (ACA) and to ensure that any changes complement and add to its character.

6.2 The City Council removed Protected Structure status from numbers two to nine Temple Place (in February 2013) and now replaces this status with an Architectural Conservation Area. Number 10 Temple Place is also included in the Architectural Conservation Area. Number 10 was not a protected structure but forms part of the original terrace.

7.0 General Objectives

7.1 To encourage the retention of original features and finishes such as doors (note: only one original door remains), brick facades, roof coverings, rainwater goods and other significant features of historic buildings and landscape features within the ACA.

7.2 To encourage the reinstatement of original features (see section 8.2 for details).

7.3 To ensure that any development, modifications, alterations, or extensions affecting a structure within an ACA are sited and designed appropriately, comply with development standards and are not detrimental to the general character of the ACA.

7.4 To prepare statements providing advice on maintenance, repair and enhancement.



TEMPLE PLACE RANELAGH

Architectural Conservation Area Report



8.0 Guidelines to Homeowners in Architectural Conservation Areas

8.1 All Applications

All applications for development within the ACA area will be consistent with the following:

- Development will be sympathetic in design and/or materials to the original building and/or ACA area as a whole.
- Development will not adversely affect the setting or views to and from the ACA.
- Development allows for the reinstatement of features where the original and historic features have been lost or replaced.
- Demolition of historic buildings within ACAs to be avoided as the removal of a historic building either in whole or in part, may seriously detract from the character of the area.

8.2 General Alterations and Domestic Extensions

Alterations that would be considered to materially affect the character of the ACA would require permission. The works set out in Classes 5 and 7 of the Planning and Development Regulations 2001 are not exempted development.

Rear domestic extensions (Class 1) in accordance with the conditions and limitations set out in Schedule 2, Part 1 of the Planning and Development Regulations 2001 are exempted development and do not require planning permission.

Planning and Development Regulations 2001-2010	No Longer Exempt
Class 5	The construction, erection or alteration, within or bounding the curtilage of a house, gate, gateway, railing or wooden fence or a wall of brick, stone, blocks with decorative finish, other concrete blocks or mass concrete
Class 7	The construction or erection of a porch outside any external door of a house.



TEMPLE PLACE RANELAGH

Architectural Conservation Area Report



8.3 Guidance for Works to Particular Elements of Buildings

Note: Before starting any work, homeowners are advised to contact the Conservation Section of Dublin City Council.

Roofs

The roof is often an important feature of a historic building that can make a significant contribution to the character of an area. Historic roof materials and features such as chimneystacks, chimneypots, natural slates, dormers, roof lights, as well as details such as decorative ridge tiles

and finials all form an integral part of the character of the building and should be retained.

The loss or inappropriate alteration of historic materials and features is likely to be harmful to the appearance and character of historic buildings. Dublin City Council encourages the retention and reinstatement of traditional roofing materials. When roofing materials are replaced, it is important that as much as possible of the original material is re-used. Replacement materials should respect the design and material of the original and the age and character of the building and/or the area.



Exempted Works	Works that require permission
Retention/repair and reinstatement of traditional roofing materials	Alteration of historic materials and features that alter the character and appearance of the roofscape.
The replacement of later inappropriate roof coverings with natural slate	Addition of modern features e.g. roof lights, or change of roof pitch
	Removal or inappropriate alteration of chimneystacks and chimneypots

The Department of Arts, Heritage and the Gaeltacht Advice Series publication on Roofs: A Guide to the Repair of Historic Roofs (2010) provides useful advice and guidance on works to roofs and should be consulted.



TEMPLE PLACE RANELAGH

Architectural Conservation Area Report



Walls



Walls are the main structural fabric of any building. Every effort should be made to retain or re-use original facing brickwork, stonework or render styles. Alterations or repairs to external walls should respect the original material and endeavour to match it in appearance.

Particular care should be paid to re-pointing brick or stonework. Methods should be employed to minimise damage to historic building material: an appropriate lime mix mortar should be used and should match the appearance of the original pointing. Brick or stonework should not normally be rendered unless the surface was rendered

originally. It may be necessary to remove more recently applied render if this is damaging the surface beneath.

Particular care is required in relation to the painting or repainting and cleaning of historic buildings. In particular, cleaning can have a marked effect on the character of historic buildings. All cleaning methods can cause damage if carelessly handled. Guidance on what works require planning permission are provided in the table below.

Exempted Works	Works that require permission
Retention/repair and reinstatement of traditional materials	Removal of original render (such as rough-dash lime render)
Painting of previously painted elements in a colour appropriate to the context	Painting or re-painting involving a change of colour or painting over previously unpainted surfaces
	Cleaning of historic buildings
Localised repointing	Wholesale repointing

The Department of Arts, Heritage and the Gaeltacht Advice Series publication *Brick : A Guide to the Repair of Historic Brickwork (2009)* and *Maintenance : A Guide to the Care of Older Buildings (2007)* provides useful guidance on such works to roofs and should be consulted.



TEMPLE PLACE RANELAGH

Architectural Conservation Area Report



Windows and Doors



Door and window openings establish the character of an elevation; they should not generally be altered in their proportions or details. The depth to which window frames are recessed within a wall is a varying historical feature of importance and greatly affects the character of the building. The size and shape of window openings, window frame details, arrangement and detail of glazing bars, and the method of opening are important characteristics of a historic building. Wherever possible original windows should be

retained and repaired. Improved heat and sound insulation can be achieved in unobtrusive ways by draft-proofing and soundproofing measures, rather than replacement of the original window.

Doorways form an important element of historic buildings and can add to the character of conservation areas. Together with the door surround, fanlight, steps and original door furniture, doors can provide a significant and prominent feature.



TEMPLE PLACE RANELAGH

Architectural Conservation Area Report



Exempted Works	Works that require permission
Repair or replacement of windows that accurately replicate the size, shape or original timber frames and glazing bars	Replacing original timber windows with new materials such as uPVC
Replacement of later inappropriate windows with timber sash windows where appropriate and timber casement windows where appropriate, to match the original samples which survive in each terrace all to have a painted finish	Installation of double glazing to historic buildings
Replacement or repaired doors that accurately replicate the original design	Replacement of historic front doors with modern doors of inappropriate materials and design
The replacement of later inappropriate doors with painted timber panelled doors or timber battened doors to match original samples which survive in each terrace	

The Department of Arts, Heritage and the Gaeltacht Advice Series publication **Windows: A Guide to a Repair of Historic Windows (2007)** provides useful guidance on such works and should be consulted.

Fascias



Features such as timber bargeboards and fascias should be preserved and, if replacement becomes necessary, it should replicate the design and material of those original to the building.

Exempted Works	Works that require permission
Retention/repair and reinstatement of traditional materials	Addition of bargeboards and fascias to buildings that did not previously have such features
Replacement that replicates the design and material of the original	

The Department of Arts, Heritage and the Gaeltacht Advice Series publication on **Roofs: A Guide to the Repair of Historic Roofs (2010)** provides useful advice and guidance on such works and should be consulted.



TEMPLE PLACE RANELAGH

Architectural Conservation Area Report



Rainwater goods



Original rainwater goods are an integral part of the design and character of an historic building. They will normally be cast iron, which if properly maintained should last many years longer than replacement plastic goods. Cast iron gutters, down pipes and hopper heads etc. should be retained wherever possible. Plastic rainwater goods are not considered appropriate on buildings where cast iron has been previously used.

Exempted Works	Works that require permission
Replacement of defective rainwater goods that are of cast-iron and match the original profile and design. Suitably profiled cast aluminium may be an acceptable alternative to cast iron.	Additional rainwater goods that disturb or break through any decorative architectural features.
The replacement of later plastic rainwater goods with cast-iron to match original profile	

The Department of Arts, Heritage and the Gaeltacht Advice Series publication on *Roofs: A Guide to the Repair of Historic Roofs* (2010) provides useful advice and guidance on such works and should be consulted.



TEMPLE PLACE RANELAGH

Architectural Conservation Area Report



Boundary walls and railings



Boundary walls and railings are important architectural and streetscape features. The loss or alteration of these features over time will be detrimental to the overall character of the area. Distinctive boundary elements include brick and stone walls, gates, cast iron railings, and stone and brick plinth piers. Historic boundaries should be retained, repaired or reinstated as necessary using appropriate techniques and detailed to match the original. Particular care should be

taken to repair or reinstate existing walls using appropriate techniques and materials. Stonework if appropriate should be locally sourced. Special care should be taken to use the correct lime mortar mix and method of pointing in brick or stone walls.

Exempted Works	Works that require permission
Repair of boundary elements using appropriate techniques and detailed to match the original.	Erection, construction or alteration of any gate, fence, wall, or other means of enclosure.

The Department of Arts, Heritage and the Gaeltacht Advice Series publications on **Maintenance: A Guide to the Care of Older Buildings (2007)** and **Iron: The Repair of Wrought and Cast Ironwork (2009)** provides useful advice and guidance on such works and should be consulted.



TEMPLE PLACE RANELAGH

Architectural Conservation Area Report



Historic Kerbing and Paving



Exempted Works	Works that require permission
Repair of historic kerbing and paving using appropriate techniques and detailed to match the original.	Removal of historic kerbing and paving.

8.4 Other general works to public realm: landscaping, parking, additions and signage



All works to the public domain including environmental and utilities improvements and public lighting should not detract from, nor add clutter to the character of the area. The retention of historic public lighting will be encouraged where possible. Any new public lighting, whether reproduction or contemporary design, should be designed to complement and enhance the architectural character of the area.

Natural features such as trees, hedges or landscaping that contribute to the character of the ACA should be retained and protected in new

developments.

The ACA should not be adversely affected because of additional traffic generation, servicing or parking.

Addition of features to the front elevation of buildings is not permitted and the optimum solution would be the attachment of such additions to rear elevations. In terms of wiring, new electrical and other wiring should be underground. Redundant and unused wiring should be carefully removed.



TEMPLE PLACE RANELAGH

Architectural Conservation Area Report



Exempted Works	Works that require permission
Addition of features such as solar panels, aerials, satellite dishes, burglar alarms, CCTV cameras, heating system flues and vents to the REAR of buildings	Addition of features such as solar panels, aerials, satellite dishes, burglar alarms, CCTV cameras, heating system flues and vents to the FRONT of buildings
	All signs regardless of size and location

The Department of Arts, Heritage and the Gaeltacht Advice Series publication on **Energy Efficiency in Traditional Buildings (2010)** provides useful advice and guidance on energy efficiency upgrades to the home and should be consulted in respect of any such installations.

