



Comhairle Cathrach
Bhaile Átha Cliath
Dublin City Council

2016

Dublin City Council Annual Report and Accounts



CONTENTS	PAGE
Lord Mayor's Welcome	5
Chief Executive's Welcome	7
Members of Dublin City Council	9-11
Senior Management Team	13
Introduction	15
Chief Executive's Office	17-19
Housing and Residential Services	21-26
Environment and Transportation	27-31
Planning and Property Development	33-35
Community, Culture, Economic and Emergency Services	37-57
Information and Communications Technology (ICT)	59-60
Human Resources and Corporate Services	61-64
Glossary of Terms	65-66
Introduction to Annual Financial Statements	67-73
Statement of Accounting Policies	74-77
2015 Annual Financial Statements and General	78-85
List of Appendices	87
Appendix 1 - Members of Strategic Policy Committees at December	89-93
Appendix 2 - Activities of the Strategic Policy Committees	95-101
Appendix 3 - Dublin City Council Performance Indicators	103-108
Appendix 4 - Dublin City Council Development Contributions Scheme	109
Appendix 5 - Conferences & Seminars	111
Appendix 6 - Dublin City Council Recruitment Competitions	113-114
Appendix 7 - Members of Dublin City Council Joint Policing Scheme	115-118
Appendix 8 - Corporate Plan 2015 -2019 - Progress Report.	119-167

LORD MAYOR'S WELCOME



On 27th June 2016, I was honoured to be elected 347th Lord Mayor of Dublin to serve the citizens of this city.

In 2016 we remembered the events of Easter 1916 in the city of Dublin. Dublin City Council and Dublin City Public Libraries were involved in both the national events and also worked with local groups in all areas of Dublin City to commemorate the historic events. The City Council was a main supporter of "Reflecting the Rising" working with RTÉ and other organisations to bring the spirit of 1916 back to the streets of Dublin.

In addition, Dublin City Council continued to organise major events this year and work with other public organisations to showcase the city. Annual festivals such as the Bram Stoker Festival and Dublin at Christmas continue to thrive. A personal highlight was the victorious homecoming of Dublin Footballers and the Sam Maguire cup to Smithfield on 2nd October.

On 21st March the Honorary Freedom of the City of Dublin was bestowed on Fr. Joseph Mallin SJ to acknowledge his both his family connection to the Rising, as the last surviving child of an executed leader, and also his long career in ministry and education with the Jesuit Community.

Dublin City Council has continued to work to alleviate the Housing Crisis in our city. I continued the work of previous Lord Mayors in leading a cross-party delegation of Councillors to meet with the Minister for Housing, Planning, Community and Local Government to discuss how we can work together to tackle this serious issue.

I convened the Great Dublin Region Brexit Taskforce, working closely with the British Irish Chamber of Commerce, to support businesses looking to relocate to Dublin as a result of Brexit and support businesses in Dublin prosper in the UK and other export markets.

In December 2016 the Dublin City Interfaith Charter was launched at the Mansion House. This Charter was agreed and signed by representatives of various religious faiths and deals with issues including religious freedom, inter-faith dialogue and promotion of religious diversity in the city.

I would like to thank the elected members of Dublin City Council, Owen Keegan, Chief Executive and all the staff of Dublin City Council for their support and for their hard work for Dublin during the year. I look forward to working with you all in the future.



Brendan Carr
Ardmhéara Bhaile Átha Cliath
Lord Mayor of Dublin

CHIEF EXECUTIVE'S WELCOME



The Dublin economy continued its recovery in 2016 with welcome increases in employment, business and tourism activity. The Council's financial position and employment stabilised during the year, after steady declines over the period 2008 to 2015. While economic growth looks set to continue in Dublin for the foreseeable future the impact of Brexit and developments in the world economy have created significant uncertainty.

The continuing failure of housing supply in the face of strong demand in 2016 saw further pressure in the housing market and escalating rents. This in turn led to increased homelessness of both individuals and families. Dublin City Council responded by working with voluntary bodies to significantly increase the supply of homeless facilities and other emergency accommodation. The City Council has also embarked on a major social housing building programme. In addition, as part of its Housing Land Initiative, the City Council has agreed to proceed with mixed tenure housing developments on major sites at O'Devaney Gardens, St Michaels Estate and Oscar Traynor Road.

2016 saw the adoption of a new City Development Plan which will guide the physical development of the City over the period to 2022. As always this generated significant debate on how to use the limited land available in order to best facilitate the sustainable growth of the city. Great credit is due to the Councillors and the Planning Department staff who successfully completed this mammoth task and to individuals and organisations who contributed to the extensive public consultation process on the new Plan.

2017 will see the completion of LUAS Cross City, which will necessitate radical changes on how we manage road space in the city centre. Accommodating Luas cross city also offers opportunities for significant improvement in city centre cycling and pedestrian facilities and major public realm improvements, especially at College Green. Public consultation on these proposals generated plenty of debate in 2016

2016 also saw substantial progress on completing the Dublin Waste to Energy facility on the Poolbeg peninsula which is a major piece of public infrastructure. The facility will come on stream in 2017.

Often it is the local projects that impact most on our communities, whether this is upgraded facilities in parks, initiatives like Culture Connects that is creating new partnerships between national cultural institutions and local communities or reimagining old destinations like Richmond Barracks for new generations. I was very proud of how Dublin City Council delivered these key projects and especially of the Council's contribution to the 1916 commemoration.

I would like to thank the Lord Mayor, the Councillors and staff across the organisation for their cooperation and support over the year.

A handwritten signature in black ink that reads "Owen P Keegan". The signature is written in a cursive, slightly slanted style.

Owen P Keegan

Chief Executive

MEMBERS OF DUBLIN CITY COUNCIL 2016

North Central Area Councillors

Councillor	Party Affiliation	Electoral Area	Resigned	Co-Opted
Councillor Larry O'Toole	Sinn Féin	Beaumont/Donaghmede		
Councillor Tom Brabazon	Fianna Fáil	Beaumont/Donaghmede		
Councillor John Lyons	People Before Profit Alliance	Beaumont/Donaghmede		
Councillor Mícheál MacDonncha	Sinn Féin	Beaumont/Donaghmede		
Councillor Denise Mitchell	Sinn Féin	Beaumont/Donaghmede	01/03/2016	
Councillor Edel Moran	Sinn Féin	Beaumont/Donaghmede		16/03/2016
Councillor Declan Flanagan	Fine Gael	Beaumont/Donaghmede		
Councillor Michael O'Brien	Anti-Austerity Alliance	Beaumont/Donaghmede		
Councillor Paddy Bourke	Independent	Beaumont/Donaghmede		
Councillor Alison Gilliland	Labour	Beaumont/Donaghmede		
Councillor Damian O'Farrell	Independent	Clontarf		
Councillor Séan Haughey	Fianna Fáil	Clontarf	01/03/2016	
Councillor Sean Paul Mahon	Fianna Fáil	Clontarf		16/03/2016
Councillor Naoise Ó Muirí	Fine Gael	Clontarf		
Councillor Jane Horgan-Jones	Labour	Clontarf		
Councillor Deirdre Heney	Fianna Fáil	Clontarf		
Councillor Ciarán O'Moore	Sinn Féin	Clontarf		

North West Area Councillors

Councillor	Party Affiliation	Electoral Area	Resigned	Co-Opted
Councillor Noeleen Reilly	Sinn Féin	Ballymun		
Councillor Cathleen Carney Boud	Sinn Féin	Ballymun		
Councillor Noel Rock	Fine Gael	Ballymun	28/02/2016	
Councillor Norma Sammon	Fine Gael	Ballymun		16/03/2016
Councillor Andrew Montague	Labour	Ballymun		
Councillor Paul McAuliffe	Fianna Fáil	Ballymun		
Councillor Andrew Keegan	People Before Profit Alliance	Ballymun		
Councillor Áine Clancy	Labour	Ballymun		
Councillor Cieran Perry	Independent	Cabra/Finglas		
Councillor Anthony Connaghan	Sinn Féin	Cabra/Finglas		
Councillor Emma Murphy	Sinn Féin	Cabra/Finglas		
Councillor Séamas McGrattan	Sinn Féin	Cabra/Finglas		
Councillor Brendan Carr	Labour	Cabra/Finglas		
Councillor David Costello	Fianna Fáil	Cabra/Finglas		
Councillor Teresa Keegan	Independent	Cabra/Finglas		

South East Area Councillors

Councillor	Party Affiliation	Electoral Area	Resigned	Co-Opted
Councillor Chris Andrews	Sinn Féin	Pembroke/South Dock		
Councillor Mannix Flynn	Independent	Pembroke/South Dock		
Councillor Dermot Lacey	Labour	Pembroke/South Dock		
Councillor Frank Kennedy	Fianna Fáil	Pembroke/South Dock		
Councillor Claire Byrne	Green Party	Pembroke/South Dock		
Councillor Paddy McCartan	Fine Gael	Pembroke/South Dock		
Councillor Kieran Binchy	Fine Gael	Pembroke/South Dock		
Councillor Sonya Stapleton	Independent	Pembroke/South Dock		
Councillor Kate O'Connell	Fine Gael	Rathgar/Rathmines	28/02/2016	
Councillor Anne Feeney	Fine Gael	Rathgar/Rathmines		16/03/2016
Councillor Patrick Costello	Green Party	Rathgar/Rathmines		
Councillor Jim O'Callaghan	Fianna Fáil	Rathgar/Rathmines	28/02/2016	
Councillor Claire O'Connor	Fianna Fáil	Rathgar/Rathmines		16/03/2016
Councillor Mary Freehill	Labour	Rathgar/Rathmines		
Councillor Dr. Paddy Smyth	Fine Gael	Rathgar/Rathmines		
Councillor Ruairí McGinley	Independent	Rathgar/Rathmines		

Central Area Councillors

Councillor	Party Affiliation	Electoral Area	Resigned	Co-Opted
Councillor Janice Boylan	Sinn Féin	North Inner City		
Councillor Christy Burke	Independent	North Inner City		
Councillor Nial Ring	Independent	North Inner City		
Councillor Gaye Fagan	Sinn Féin	North Inner City		
Councillor Ciarán Cuffe	Green Party	North Inner City		
Councillor Gary Gannon	Social Democrats	North Inner City		
Councillor Ray McAdam	Fine Gael	North Inner City		
Councillor Éilis Ryan	The Worker's Party	North Inner City		

South Central Area Councillors

Councillor	Party Affiliation	Electoral Area	Resigned	Co-opted
Councillor Daithí Doolan	Sinn Féin	Ballyfermot/Drimnagh		
Councillor Bríd Smith	People Before Profit Alliance	Ballyfermot/Drimnagh	01/03/2016	
Councillor Hazel De Nortúin	People Before Profit Alliance	Ballyfermot/Drimnagh		04/04/2016
Councillor Greg Kelly	Sinn Féin	Ballyfermot/Drimnagh		
Councillor Paul Hand	Independent	Ballyfermot/Drimnagh		
Councillor Vincent Jackson	Independent	Ballyfermot/Drimnagh		
Councillor Daithí de Róiste	Fianna Fáil	Ballyfermot/Drimnagh		
Councillor Críona Ní Dhálaigh	Sinn Féin	Crumlin/Kimmage		
Councillor Tina MacVeigh	People Before Profit Alliance	Crumlin/Kimmage		
Councillor Ray McHugh	Sinn Féin	Crumlin/Kimmage		
Councillor Rebecca Moynihan	Labour	Crumlin/Kimmage		
Councillor Catherine Ardagh	Fianna Fáil	Crumlin/Kimmage	27/04/2016	
Councillor Michael Mullooly	Fianna Fáil	Crumlin/Kimmage		04/07/2016
Councillor Pat Dunne	United Left	Crumlin/Kimmage		

SENIOR MANAGEMENT TEAM

Owen Keegan	Chief Executive
Brendan Kenny	Assistant Chief Executive, Housing and Community
Dick Brady	Assistant Chief Executive, Environment and Transportation
Jim Keogan	Assistant Chief Executive, Planning and Development (Retired December 2016)
Declan Wallace	Acting Assistant Chief Executive, Culture, Recreation & Economic Services
John Flanagan	Acting City Engineer
Kathy Quinn	Head of Finance with responsibility for ICT
Mary Pyne	Head of Human Resources and Corporate Services
Ali Grehan	City Architect
Terence O'Keeffe	Law Agent
John O Hara	Acting City Planner

INTRODUCTION

Dublin City Council is the largest Local Authority in Ireland, covering an area of 11,761 hectares with a resident population of 553,165 (Census 2016).

It is one of 4 local authorities in the Dublin Region which has a wider population of 1.345 million which equates to 28% of the national population and is the administrative and political capital of Ireland housing the national government and President of the state.

The work of the Council is overseen by a governance structure which comprises the Lord Mayor of Dublin, the 63 Elected Members and the 7 Chairs of the Strategic Policy Committees (SPCs).

Our Vision and Strategic Themes

During 2016, Dublin City Council continued to deliver high quality services to the people of Dublin city and has worked hard to strengthen and develop the unique characteristics of Dublin city and enhance its standing as the best place in which to be, to live, to work, to do business and to enjoy.

The corporate themes set out in this report reflect the themes set out in the 2015 -2019 Corporate Plan and they indicate the broad range of activity that is undertaken by the City Council.

The 3 themes are:

- **The place TO LIVE**
- **The place TO BE**
- **The place FOR BUSINESS**

Activities are carried out in the physical infrastructure works area such as the provision and maintenance of housing and roads infrastructure and also in the areas of arts, sports, recreation, events, leisure, tourism and social services including libraries, sports facilities, parks, community development and housing welfare services. The City Council also provides fire, emergency response and safety services for the Dublin Region through Dublin Fire Brigade and has a key role in enforcement and compliance, planning, building control and environmental matters.

CHIEF EXECUTIVE'S OFFICE

Freedom of the City

On Monday 21st March 2016 the Honorary Freedom of the City of Dublin was conferred on Fr. Joseph Mallin SJ to acknowledge both his family connection to the Easter 1916 Rising, as the last surviving child of an executed leader, and also his long career in ministry and education with the Jesuit Community. The ceremony was held in Hong Kong.

The costs incurred by the City Council in relation to the Freedom of the City Ceremony amounted to €10,072.89.

Civic Receptions

On Sunday 2nd October 2016, a Civic Reception was held to mark the victory of the Dublin Senior Team in the All-Ireland Football Final. The costs incurred by the City Council in relation to the Civic Reception amounted to €17,536.36.

On Wednesday 19th October 2016, a Civic Reception was held to mark the State Visit of Mr. Nicos Anastasiades President of the Republic of Cyprus. The costs incurred by the City Council in relation to the Civic Reception amounted to €3,110.99.

Lord Mayor's Awards

The 2016 Lord Mayor's Awards were presented to:

- Dublin Fire Brigade – in recognition of its service to the citizens of Dublin City
- Justice for the Forgotten – in recognition of their ongoing campaign to seek truth and justice for those killed and injured in the bombings in Dublin and Monaghan on 17th May 1974
- Ana Liffey Drug Project – in recognition of their work with people affected by problem substance use, providing opportunities for personal development and promotion of harm reduction.
- Robert Ballagh – in recognition of his decades of work as a leading visual artist and his major contribution, as an active citizen, to Dublin and to Ireland.
- Na Gaeil Óga – in recognition of their work to promote the Irish language and Gaelic games.
- GLEN Gay & Lesbian Equality Network – in recognition of GLEN's work to deliver positive change and equality, inclusion and protection from discrimination for the LGBT community to Ireland.
- Justice for Magdalene's Research on Behalf of the Magdalene Women – in recognition of their work to promote, seek justice and represent the interests of the women who were incarcerated in the Magdalene Laundries.

The presentations were made on Tuesday 3rd May 2016 at a Gala Dinner hosted by An tArdmhéara Críona Ní Dhálaigh in the Round Room, Mansion House. The cost incurred in relation to these awards was €40,009.40.

City Council Meetings

Monthly Meetings	11
Budget Meetings	1
Special Meetings	5
Annual Meeting	1
Protocol Committee	10

Bye-Laws

The following Bye-Laws were made by Dublin City Council in 2016:

- Special Speed Limit Bye-Laws 2016
- Street Performance Bye-Laws 2016

Payments to Members of Dublin City Council

Annual Councillors' Expenses	€ 441,961
Allowance paid to Chairpersons of Strategic Policy Committees	€ 36,000
Lord Mayor's Allowance	€ 50,246
Deputy Lord Mayor Allowance	€ 3,780
Members' Representational Payments	€1,038,961
Training, Conference, Travelling & Subsistence	€ 21,877

Corporate Policy Group

The Corporate Policy Group (CPG) comprises the Lord Mayor and Chairpersons of the 7 Strategic Policy Committees. The CPG is supported by the Chief Executive. The role of the CPG includes, advising and assisting the Elected Council in the formulation, development, monitoring and reviewing of policy for Dublin City Council. However, full decision-making authority remains with the Elected Council. The CPG may also make proposals for the allocation of business between Strategic Policy Committees and for the general co-ordination of such business.

There were 11 meetings of the CPG in 2016. Among the items considered by the CPG at their meetings were:

- Update by Chairs of SPCs on the Business of their SPCs
- Chief Executive's Monthly Management Reports
- Council Agenda
- Budget 2017
- Development Plan 2016-2022
- Progress of Corporate Plan
- Local Economic & Community Plan Update

Membership & Attendance of CPG January 2016 – December 2016:

Member	Meetings Eligible to Attend	Meetings Attended	% Meetings Attended	Comment
Andrew Montague	11	9	82	
Brendan Carr	5	3	60	Elected Lord Mayor in June 2016
Ciarán Cuffe	11	9	82	
Criona Ní Dhálaigh	6	5	83	Term as Lord Mayor ended in June 2016
Naoise Ó Muirí	11	8	73	
Paul McAuliffe	11	11	100	
Ruairi McGinley	11	9	82	
Daithi Doolan	11	8	73	
Rebecca Moynihan	11	9	82	

Protected Disclosures

The primary purpose of the Protected Disclosures legislation is to promote and encourage the development of a positive workplace culture in which raising concerns regarding potential wrongdoing is valued and appropriate action is taken in response to such disclosures. Dublin City Council received 2 protected disclosures in 2016. Both allegations are under active investigation.

HOUSING AND COMMUNITY SERVICES

The ongoing problem of housing supply in the Dublin Region has contributed to escalating house prices and private rents and inevitably to significant increases in demand for social housing and homeless services. This situation will persist until sufficient supply is achieved.

In response to the complexities and diversities of the issues within the housing sector, Dublin City Council aims to maximise the supply and availability of suitable accommodation for households unable to provide accommodation from their own resources. The Council uses every tool available to it to source suitable properties, ranging from own build, acquisition and sourcing properties from private owners and it works closely with colleagues in the Approved Housing Bodies (AHBs), the Housing Agency and National Treasury Management Agency (NTMA).

Housing Need

In 2016 a total of 1,616 applicants and their families moved into homes provided through the City Council, with 999 of these lettings going to homeless persons and families. Approximately 15% of all these homes were provided through Approved Housing Bodies. A further 434 people and families transferred over this period resulting in a total of 2050 allocations over the year. By year end 2016, there were 18,946 individuals and households on the housing list.

A Multi-Agency Operations Group was established in February 2016, to be the key driver in the planning, design

and allocation of accommodation for people with disabilities. In 2016, 122 allocations were made to persons with

disabilities which equates to 7.5% of the total lettings. The City Council has also made a commitment to allocate a minimum of 5% of total allocations to people with a disability.

Homeless Demand

The number of adults and children being accommodated by homeless services in the Dublin region increased from 3,915 in December 2015 to 5,258 in December 2016. Of this number 1,780 were single adults and 1,382 were adults with a total of 2,096 children.

Approximately €101million was expended by Dublin Region Homeless Executive (DRHE) on behalf of the 4 Dublin Local Authorities for homeless and housing inclusion supports in 2016. The majority of these supports are provided through service level agreements with Non Governmental Organisations (NGOs) and include Homeless Prevention; Emergency and Supported Temporary Accommodation; Long Term Supported Accommodation and Day Services. Other costs include Housing Authority Homeless Services Provision. Health and wellbeing care supports are also provided through the Health Service Executive.

206 emergency beds were provided across 4 new emergency accommodation facilities in 2016. These new beds are in addition to the existing 1,780 existing beds in emergency accommodation facilities. These facilities are operated by NGO service providers.

1,833 tenancies were achieved for homeless households in the region in 2016, an increase on the 2015 number of 1,059.

The Homeless Housing Assistance Payment (Homeless HAP) initiative was operational in 2016 and a total of 974 adults moved out of emergency accommodation to Homeless HAP tenancies during the year.

In 2016 works were completed on 22 Rapid Build units at Baile na Laochra in Ballymun. Works commenced on units in Finglas, Drimnagh, Belcamp and Cherry Orchard.

Two rough sleeper counts were carried out in 2016 with a total of 102 people counted sleeping rough in April and 142 people counted sleeping rough in November 2016.

The Housing First service for people at risk of sleeping rough continued to operate in the region. This service includes a dedicated assertive street outreach team 365 days per year. At the end of 2016 there were 68 people in tenancies in receipt of active support from the Housing First Team, an increase on the number of 46 during the same period in 2015.

Action Plan for Housing and Homelessness – Rebuilding Ireland

This Plan, Published in July 2016, sets out challenging and ambitious national housing delivery targets with the provision of 47,000 new social housing units in the period to 2021 and to support the delivery of 75,000 households through an enhanced private rented sector. The Dublin Strategic Housing Taskforce continue to oversee the delivery of a coherent regional housing response and a Housing Delivery Unit has been established within the Department of Housing, Planning, Community and Local Government to support local authorities and to drive delivery of the targets set out in the Plan. The Dublin City Council area was tasked to provide 3,347 additional units between 2015 and 2017 under the various suites of delivery programmes. At the end of 2016, 3,862 units were provided exceeding the target set.

Housing Supply

In 2016, Dublin City Council and Approved Housing Bodies (AHBs) provided units for an additional 533 households through construction, acquisition and leasing programmes. Dublin City Council acquired 147 units and completed work on units in Maxwell Road, Priory Hall (Phase 1) and Crampton Buildings. Amongst the schemes delivered by AHBs were Harolds Cross (Phase 1), Thornwood in Beaumont, An Riasc in Finglas, Merville Court in Fairview and Ballygall Road (Phase 2). Construction projects are underway at Buttercup in Darndale, Charlemont and Dolphin House which are expected to deliver 214 units in 2017/2018. 25 Part V units were acquired in 2016 with a further 38 units to be delivered in 2017. 22 rapid build units were delivered in Baile na Laochra, Ballymun in early 2016 with construction ongoing on a further four sites which will deliver an estimated 130 rapid build units in 2017.

The Housing Strategy has stressed the continued important role of the Private Rented Sector. At the end of 2016 the Council had 1,420 tenancies under the Rental Accommodation Scheme and 33 tenancies in properties under the Long Term Leasing Initiative.

Existing Voids

The Housing Maintenance Section was responsible for refurbishing over 900 homes for letting in 2016. Many of these homes were allocated to homeless families. Housing Maintenance has made significant progress in recent years and the number of vacant housing units is now approximately 0.80% of available housing stock. This is a significant reduction on previous years. Dublin City Council continues to avail of funding the Department of Housing, Planning, Community and Local Government makes available for this.

Environmental Health and Private Rented Housing Standards

Dublin City Council has responsibility for enforcing quality standards in the private rented housing sector. The Environmental Health Section in Housing & Community Services undertakes inspections of private rented houses and takes enforcement action, including prosecutions, where necessary. Inspections are undertaken in response to tenant complaints, on a proactive basis and in relation to rented properties on the Rental Accommodation Scheme and Housing Assistance Payments scheme.

In 2016 Environmental Health Officers inspected 1,751 private rented houses. Overall 3,550 inspections of private rented house were undertaken. In all cases where non-compliant lettings were inspected appropriate enforcement action, including legal proceedings, was undertaken.

These actions ensured that landlords of 1,382 non-complaint lettings brought their properties up to standard and into compliance with the legislation ensuring safer healthier homes for tenants.

In 2016, a total of 441 dangerous buildings inspections were undertaken which resulted in 139 Dangerous buildings notices being issued.

Upgrade of Housing Stock

Dublin City Council's Housing Maintenance Section completed Phase 1 of the National Fabric Upgrade Programme in 2016. This phase of the programme ran from 2013 to 2016 and saw 7,299 properties benefit from energy efficiency improvements including draught prevention, cavity wall insulation, new lagging jackets and roof & wall ventilation.

Among the key achievements of this phase of the programme are:

- Savings of €16.6 million in energy costs
- Savings of an estimated 282,000 mWh in energy use
- Average BER improvement from 'F' to 'C3' in the Phase 1 properties
- A reduction of 28% in Dublin City Council's residential household CO2 emissions.

In addition, 463 properties received energy use upgrades through works such as improved insulation. This improves the property's energy efficiency by an average of 50%.

Housing Maintenance also continued with its programme of adapting and extending property for tenants with disabilities. In all 414 adaptations to our housing stock were completed in 2016. This included 35 stair lifts being provided, 25 ramps being installed, 138 shower adaptations and 10 extensions being built. In all, 565 grants were approved in 2016.

Housing Finance

The Council is highly dependent on exchequer funding for capital grants and increasingly for revenue funding associated with social housing, leasing and the rental accommodation scheme (RAS).

The Incremental Tenant Purchase Scheme came into effect (See Part 3 of the Housing (Miscellaneous Provisions) Act 2014) in 2016. Subject to meeting certain criteria, Local Authority tenants are given the opportunity to purchase their homes. This involves discounts for purchasers which are linked to household income of 40%, 50% or 60%.

The City Council contacted 11,696 tenants to advise them of the introduction of the scheme and approximately 800 people have requested and received applications forms. To date we have received 170 applications which are currently being processed.

During 2016, the City Council collected just over €74.5 million in rental income. While the situation with mortgage loan repayments is more difficult, the Council achieved a 65.3% collection rate which amounted to €23.4m with total arrears of €12.5m.

The Mortgage to Rent Scheme (MTR) has proved to be a good option for certain borrowers who are at risk of losing their home and would wish to remain there without the threat of repossession and disruption to their family. To date, 188 homeowners have completed applications for MTR and these are now tenants of the City Council, while a further 103 cases are going through the Mortgage to Rent Process.

Older Persons Citywide Bedsit Amalgamation Programme

Dublin City Council's Housing and Community Services is carrying out a programmed bedsit amalgamation to existing blocks in Older Persons and 5-storey Flat Complexes in order to meet current spatial planning standard requirements.

The amalgamation works include an energy retrofit upgrade, concrete and metalwork repairs if required, regularisation of underground services and utilities, improvements to accessibility and the adjacent external spaces. This in turn prolongs the life of the buildings in these well established flat complexes. In 2016, 48 new units were refurbished in areas including Thomas Clarke House and St. Bricin's Park.

The refurbishment works in Thomas Clarke Tower house featured in the Nearly Zero Energy Building (NZEB) Open Door Event across the City in November 2016

DUBLIN FIRE RESCUE & EMERGENCY AMBULANCE SERVICE

Dublin Fire Brigade (DFB) as an integrated fire based emergency medical and rescue service provides a wide range of services and responses to the communities within the four Dublin Local Authorities.

In 2016 DFB's East Region Communications Centre (ERCC) had its busiest year and handled in excess of 160,000 emergency calls. The ERCC has continued to maintain accreditation as a Centre of Excellence under the International Academy of Emergency Medical Dispatch for over ten years.

In 2016 there were 52,480 fire and rescue mobilisations which resulted in a substantial €72M of property saved across the four local authorities. DFB attended and managed a number of large scale incidents which required extensive resources and staffing.

Our service provision covers incident types that you would expect, such as fires and road traffic collisions, but also extends to less routine incidents such as hazardous materials and water rescue:

- 285 persons rescued from emergency incidents
- 96 river rescues attended
- 104 Road Traffic Collision rescues

In 2016 there were 86,588 emergency medical service mobilisations. DFB's fleet of 12 emergency ambulances each staffed by two paramedics were available to respond 24 hours a day, 365 days per year. These were supported by the 21 frontline fire appliances with up to 120 paramedics available to respond on a daily basis.

Tangible clinical outcomes illustrating the Fire Based Emergency Medical Service include:

- 59,735 patients treated and transported to hospital
- 3230 critical medical incidents managed
- 399 cardiac arrests managed
- DFB assisted in the delivery of 21 pre-hospital childbirths

Community Fire Safety is carried out across all sections of DFB, with different initiatives and programmes implemented throughout the community:

- 134 pre-incident plans devised and premises visited and validated
- 125 operational exercises including nine large scale inter-agency exercises
- 230 local community engagements – promoting fire safety awareness, station open days, community visits
- 207 school visits which included 15,884 students
- Traveller site fire safety education and inspections
- Extensive Halloween Safety campaign

Successful expansion of social media platforms to promote fire safety awareness in the wider community.

- In 2016 DFB won the prestigious Social Media Award for the “Best use of Social Media by a State Body”.

DFB continues to be the cornerstone of the Critical Incident Stress Management Network Ireland (CISM).

DFB continued to ensure preparedness for co-ordinated interagency response to major emergencies resulting from local, regional and National events, such as fire, transport accidents, incidents involving hazardous substances and severe weather, in line with the Framework for Major Emergency Management. In 2016, DFB contributed to the development of a range of local authority sub-plans required under the Framework for Major Emergency Management.

DFB also participated in the development of a number of regional initiatives including the planning for oil pollution, and plans evacuation / rest centre activation. DFB continues to play a lead role in the development of support arrangements and provision of a broad range of resources to enhance the response to major incidents across the Dublin region.

In 2016 the Logistics Section completed the e-tender process for three large contracts: - Supply and maintenance of compressors, Class B Water Tenders and Emergency Ambulances. Notable equipment upgrades included introduction of thermal image cameras for all front line appliances. In addition a site was purchased in North Strand for a new full time fire station.

2016 was a very busy year for DFB's Training Centre with a total of four recruit classes successfully completed; two full time Firefighter classes, one of which included students from Limerick and Louth, one Retained Firefighter class and one Emergency Service Controller recruit class. Approximately 15,781 training and instructor days were provided in the Training Centre with 1,771 of these external training days. External training courses include: - confined spaces, emergency response teams, first aid / first responder and driving.

In 2016 DFB processed 1,259 Fire Safety Certificates and 1,383 Licence applications and carried out 1,524 inspections of premises on a risk based system to assess compliance under the relevant regulations i.e. nursing homes, hotels, schools, pubs and restaurants.

ENVIRONMENT AND TRANSPORTATION

City Centre Projects

The National Transport Authority (NTA) 2035 strategy as well as the City Centre Study forms the basis for projects in the city until 2019. Following on from the Dublin City Centre draft Strategy in 2015 prepared in conjunction with the National Transport Authority, progress is ongoing in relation to College Green, the Liffey Cycle Route, footpath widening, traffic reduction and improvement of bus priority.

- Consultants have been appointed to carry out an Environmental Impact Assessment of proposed Traffic Management Measures and Civic Plaza at College Green. A Consultant design team was selected to prepare designs for the Civic Plaza and a Part 10 Planning submission on proposed Traffic Management Measures and Civic Plaza is scheduled to be lodged with An Bord Pleanála in March 2017.
- Detailed designs were prepared for the Grafton Street Quarter Phase 2 development – Chatham Street, Harry Street and Balfe Street with tenders expected to be invited in early 2017.
- Grafton Street Quarter Phase 3 – Clarendon Row will be subject to a Part 8 Planning process expected to be initiated in early 2017.

Road Design and Construction Division

The following roads projects were completed in 2016:

- Kilmainham Civic Space
- Grafton Street Quarter Phase 2 – Wicklow Street and Johnson's Court
- 1916 Commemoration works on Emmet Road (for Richmond Barracks) and Arbour Hill
- Luas enabling works on O'Connell Street and O'Connell Bridge (service slab replacement)

In addition construction commenced on the following project:

- Blackhorse Avenue Section 2 (Springfield to the Cabra Gate)

Design continued on the following road projects:

- Thomas Street Environs (Crane Street and School Street)
- Crumlin Greens
- Finglas Lanes

Progress on bridge projects in 2016 was as follows:

- Forbes Street Pedestrian and Cycle Bridge Options Study completed. (Project on hold due to review of Dart Underground)
- East Link (Thomas Clarke) Bridge Feasibility Study to examine increasing pedestrian and cycle capacity. Completed subject to more detailed cost appraisal.
- Dodder (Gut) Bridge. Preparation of RFT to appoint consultant. Initial stakeholder consultation.

Works also neared completion on the part of the Sutton to Sandycove (S to S) scheme between the Wooden Bridge and Causeway Road in Clontarf. This scheme consists of provision of cycle ways, new water main and installation of Flood Defences.

Roads Maintenance Services

In addition to maintenance and reinstatement works completed by direct labour units, contractors completed footpath works on 36 roads covering over 35,000m² at a cost of €2.14m. Also over 94,000m² of roads were resurfaced or reconstructed at a cost of €3.62m. Road Maintenance Services completed reinstatements to the value of €3.16m during 2016 an increase from €2.84m completed in 2015. Currently there are €4.8m of reinstatements outstanding.

16 new street furniture Licences were granted, bringing the total number of premises with licences to 166.

Waste Management

In 2016 Waste Management Services continued to seek efficiencies in all aspects of its street cleaning operations. This has included the optimisation and rationalisation of depots and fleet and re-organisation of staff in order to provide the best possible street cleaning service to the city.

A new street washing programme was rolled out in the suburban areas with a nightly washing programme introduced to the city centre. Graffiti and Chewing Gum removal programmes have continued in the city.

The introduction of an on demand Bulky Household Waste Collection service has replaced the former citywide 3 year cyclical programme and has proved successful with in excess of 400 requests attended to in 2016. This service has also introduced a new revenue stream for the section.

Agreement was reached with Croke Park for the provision of event day cleaning services by DCC for the next 5 years. The Section provided cleaning services to 52 payable events in the city in 2016. More detailed costing of events has resulted in increased revenue from this activity.

Street cleaning waste and litter collected from over 3000 bins citywide totalled 16,600 tonnes in 2016.

Trials of different types of smart bin technology were undertaken in different parts of the city to assess the benefits of this technology in delivering a more efficient service.

Waste Management Division continued to raise environmental awareness among schools and community groups with continued emphasis on the Green Schools Programme as well as seasonal campaigns including Halloween and Christmas Tree Collection.

Flood Defence

Dublin City Council, in partnership with the Office of Public Works (OPW) and neighbouring Local Authorities, continued in 2016 with the construction of flood defences at a number of locations and also carried out a number of minor works to reduce the flood risk to local areas as well as the stabilising of existing embankments and flood walls.

The City Council's Flooding Advisory Group (FLAG) met throughout 2016 to risk assess weather forecasts and take or propose appropriate flood mitigation measures in response to the forecasts.

Parking Policy and Enforcement

On-street parking availability for people driving into the city is recognised as an important resource and a regular turnover of spaces is seen as vital in encouraging visitors, shoppers and leisure users into the City thereby supporting businesses and creating a vibrant City. On-street parking availability has been impacted with demands on limited roads space for alternative use. The number of on-street parking spaces has reduced from 60,000 in 1998 to approx. 29,000 in 2016 making the management of these spaces a priority.

An additional 37,166 motorists signed up to the Council's Cashless Parking payment service, Parking Tag, in 2016 bringing the total membership to 145,676 motorists with over 3.8 million cashless transactions in 2016. 46,700 customers availed of the retail parking payment option in 2016 with over 100,000 customers using the once off payment facility, charging to mobile or debit/credit card.

12,041 residents parking permits were issued in 2016 with over 255,000 visitors parking permits issued.

24 million parking events took place in Dublin City in 2016. 56,172 (0.2%) of all parking events resulted in enforcement action with 42% of all enforcements for traffic related offences. Less than 5% of enforcements were appealed with only 17% of those, or 455, receiving a full refund. This represents less than 0.002% of all parking events in 2016.

The procurement process for replacement of old parking meter stock was completed in 2015 and there were a total of 300 new state of the art machines rolled out by the end of 2016

Transportation Asset Management System (TAMS)

During 2016 significant progress was made with the implementation of Stages 1 and 2 of the Confirm Transportation Asset Management System (TAMS). The TAMS system continued to be used by Road Maintenance Services in relation to management of enquiries and Works Management associated with same. This functionality was further enhanced with the successful Go Live of the CRM integration module in February 2016 which enables all Service Requests including status of same to be shared between both systems. Progress with the implementation of the Road Structures and Bridges and Pavement Management modules continues with both due to go live in early 2017. In addition a number of additional modules commenced and are advancing well. This included Public Lighting, Traffic Regulation Orders, Traffic Management, Traffic Accident and Schemes Management. All are due to Go Live in the first half of 2017.

Luas Cross City

2016 saw the completion of the Main Track Infrastructure Contract on Luas Cross City. The Council's Luas Cross City Liaison Office continued with its role of maintaining progress on the scheme whilst minimising the impact on the city.

Roadworks Control

All works by utilities on public roads require licensing by Dublin City Council. In the course of 2016 some 10,394 individual licences were granted by the Council subject to conditions. All sites were monitored by the Council's Roadworks Control Unit and appropriate action was taken where breaches of licence conditions occurred. This work is ongoing.

Air Quality and Noise Monitoring

Air quality monitoring in Dublin during 2016 indicates EU air quality standards are being complied with. The proactive enforcement of air quality standards has resulted in 92% of air pollution complaints received during 2016 being resolved and those cases still open are under active investigation.

Noise Action Plan 2013

The Implementation of the Noise Action Plan 2013 consists of 5 phases which are:-

First year of the Noise Action Plan (2014)

- To continue the implementation of the actions in the Environmental Noise Action Plan 2008-2013
- To make available to the public the data from the ambient sound monitoring networks
- To identify from noise maps where priority action is required at a local level.

Second and Third Year of Noise Action Plan (2015 and 2016)

- To identify Quiet Areas and preparation of submissions for approval by the Minister
- To commence implementation of the actions outlined in Chapter 9 on a prioritised basis, where the resources in each Local Authority permit.
- To review planning guidance regarding noise assessment and control and develop a programme of action to meet any shortfalls.

Fourth Year of the Noise Action Plan (2017)

- To commence capture of data for the new noise plans.
- To produce new noise maps for the Dublin Agglomeration in accordance with EPA guidance.

Fifth Year of the Noise Action Plan (2018)

- To review the impact of the Noise Action Plan and amend where appropriate to prepare the Noise Plan for 2018 in accordance with EPA guidance.

In 2016 the 2011 Noise maps were reviewed and revised.

Dublin City Council provides a web portal enabling the public to access real time data from their ambient sound monitoring network made up of 14 sites around the City. During 2016 the Council commenced using Twitter for sound monitoring. Data from each individual site is 'Tweeted' hourly for anyone who wishes to follow @dublincitynoise.

The Dublin City Council Ambient Sound Monitoring Report for 2015 was published in the 1st quarter of 2016

Regional Waste Management Plan

The Eastern-Midlands Region (EMR) Waste Management Plan 2015-2021 provides a framework for the prevention and management of waste in a sustainable manner in Dublin City Council and the 11 other Local Authorities in the Region. Dublin City Council, as the Lead Authority for Regional Waste Management Planning and is overseeing the implementation of the Eastern Midlands Regional Waste Management Plan 2015-2021. The three key targets include the reduction by 1% of total household waste generated per capita, to achieve a 50% recycling rate by 2020 and to reduce the direct disposal of waste to landfill. The implementation of the Plan will ensure that European and National mandatory targets are achieved and in doing so that the health of the communities in the region, its people and the environment are not compromised.

The Council is responsible for co-ordinating waste enforcement actions within Eastern Midlands Region, setting priorities and common objectives for waste enforcement, and ensuring consistent enforcement of waste legislation.

2016 saw the National Waste Collection Permit Office introduce an on-line portal allowing local authorities submit data which will enable the Eastern-Midland Regional Waste Management Office (EMWRO) monitor and report on authorised facilities.

Waste to Energy

Work commenced on the Waste to Energy facility in October 2014 and remains on schedule for completion in October 2017. A local information office continued to operate throughout 2016 in the Ringsend Library. The Community Gain Liaison Committee (CGLC) made decisions on all 56 grant applications with 32 applications approved in principle to a total value of €4,808, 215.95. The CLGC also organised an independent audit and prepared an annual report.

Ballymun Boilerhouse Project:

Ballymun Boilerhouse Repurpose Project (The WISER Life – Working with industrial spaces to exemplify reuse) was completed in 2016. The Project delivers a 3-D textbook - an interactive experience and learning environment designed to stimulate curiosity in the natural, physical and cultural environment and promote sustainable living for the circular economy.

SLA Operations and Maintenance

Dublin City Council, having signed a Service Level Agreement (SLA) with Irish Water in December 2013, provides water services on an Agency basis for Irish Water, under the terms of the SLA. The Council, in 2016, continued to deliver commitments in water services as outlined in the Council's Service level Agreement (SLA) with Irish Water.

PLANNING AND PROPERTY DEVELOPMENT

2016 was a busy year for the Planning and Property Development Department as policies and initiatives were undertaken not only to lift the city out of the recession, but also to have the resources and structures in place to manage the upturn in the economy.

Dublin City Development Plan 2016-2022

The population of Dublin city has grown from 506,000 in 2006 to 553,000 in 2016. Evidence of significant population growth in some parts of the city, in particular the new docklands area, suggests that the city's policy of consolidation is having a positive impact.

The new City Development Plan provides the spatial content for an increase in the city's population of approx 60,000 by 2022, with associated employment and social infrastructure. Strategic Development and Regeneration areas (SDRAs) are proposed, together with a number of Local Area Plans (LAP's) and a new Strategic Development Zone (SDZ) for Poolbeg West, all to provide for quality neighbourhoods.

Growth areas have been identified in Poolbeg West, environs of St. James' Hospital and Cherry Orchard, for which LAP's/SDRA's are proposed. A new suite of economic policies are indicated in the plan, including recognition of cruise expansion, health sector and third level education as drivers of the city economy. 18 SDRA's, 7 LAP's, 1 SDZ and 31 Local Environmental Improvement Plans (LEIP's) have been identified in the plan, which cumulatively when implemented will have a transformative effect on the quality of the capital city.

Local Area Plans/SDZ's and Other Plans

The Dublin City Development Plan sets the strategic context for the preparation of a number of Local Area Plans, Architectural Conservation Areas (ACA's), Village Improvement Plans and other local planning initiatives. These plans facilitate the sustainable development of substantial brownfield sites and areas in need of regeneration. The plans involve extensive local consultation and the engagement of elected Members. They also set out the desirable framework for future development and the promotion of economic, physical and social renewal through the development process.

Progress in 2016

The North Lotts and Grand Canal Dock SDZ Scheme were actively progressed during 2016, following the approval of the Scheme by the City Council. The approved Scheme, which provides for some 300,000m² commercial space and 2,600 residential units, will be provided and co-ordinated by the City Council, in its role as Docklands Agency. A new Implementation Unit has been set up in the Docklands to expedite the Scheme. Over half of the sites have already been subject to pre-planning applications/permissions and work has commenced on a number of city blocks North and South of the Liffey.

The Grangegorman SDZ Scheme is being implemented with facilities for 1,000 students now available. Work continued on a number of fronts, including the new Broadstone entrance and Luas station.

Work continued on the preparation of a new LAP for Ballymun to complete the regeneration of the area. A retail study and a Recreational Audit was carried out which will feed into the LAP.

The Poolbeg West SDZ was designated by Government in May 2016. Work commenced on identifying the issues and potential of the SDZ for a new Urban Quarter to provide for the growth of Dublin Port and need for additional homes and commercial space in the city. This work informed the draft Planning Scheme which will be placed on public display for statutory consultation in February 2017.

Dublin Housing Taskforce (Construction 2020 Initiative): The Planning and Property Development Department has been in collaboration with the other Dublin Local Authorities, NAMA, and the Department of Housing, Planning, Community and Local Government to expand the supply of housing in the city. Two reports have been produced to date; one on Land immediately available for housing and one on Infrastructure constructs. Quarterly reports are now produced to enable trends to be analysed and acted upon.

Coca-Cola Zero dublinbikes scheme performed well in 2016 with over 4.3m trips undertaken and an increase to more than 68000 annual subscribers. Currently the network consists of 101 bike stations and 1500 bikes and it is intended to add 15 new stations in 2017 including the Grangegorman area.

The Vacant Land survey is being progressed in accordance with the Urban Regeneration areas as identified in the Development Plan, and the survey of vacant sites was extended to all 5 areas of the city.

The heritage of the city continues to be promoted. A number of Architectural Conservation Areas (ACAs) have been approved by the City Council in 2016. The Georgian Squares Study of Adaptable Uses is progressing.

The City Council was engaged in an EU Resilience project (TURAS) in collaboration with other EU cities. The project acted as a focus for a range of brownfield initiatives currently being undertaken such as the Vacant Sites Survey, now to be extended to the whole city under the Urban Regeneration Act 2015.

Dublin Bay has recently been re-confirmed as a proposed UNESCO Biosphere and is included as such in the Development Plan. The City Council works with Dublin Port to implement the 'soft edge' approach in the Port Masterplan. An SDZ is proposed for Poolbeg West.

The Living City Initiative launched in May 2015, continues to be promoted. A seminar/workshop for the 6 cities involved in the initiative and other stakeholders was held and actions identified. The Planning Department is setting up a 'one stop shop' to assist applicants. A study of suitable templates for adaptation of Georgian houses is being finalised.

Planning Applications, Enforcement and Building Control

In 2016, Dublin City Council's Planning Department dealt with the following:

- 2,440 valid planning applications and the number of applications decided was 2,376.
- 1,058 new complaints were dealt with in respect of unauthorised developments in the city.
- 1,271 Commencement and 7 Day Notices were registered and there were 420 Disability Access Cert and Part M applications.

Development Contributions

The Dublin City Council Development Contribution Scheme resulted in €20.3m being collected in development levies towards public infrastructure and facilities benefiting development in the city, and that is provided, or that is intended will be provided, by or on behalf of the City Council.

The current Section 48 Scheme "The Dublin City Council Development Contribution Scheme 2016-2020" was adopted by the City Council in December 2015 and applies to all planning permissions granted after 1st January, 2016.

Property Management

City Estate comprises approximately 2,550 leases, which currently generate an annual rental of €5.2m approximately.

Progress in 2016

Management of BRL Commercial Leases transferred to Development's Property Management. Rental demands in respect of same transferred to Oracle Property Manager for automatic generation.

- Rationalisation programme to reduce the number of actively managed leases continues.
- No. of leases on City Estate reduced from 2,600 from 2,550.
- Continued promotion of disposal of Domestic Ground Rents.
- Instalment agreements entered into with most bad debtors.
- A number of cases referred to Law Department for issue of legal proceedings
- Resolution of a number of problem accounts through negotiation

Your City Your Space; Dublin City Public Realm Strategy

The Dublin City Public Realm Strategy published in 2012 and reviewed throughout 2015 and 2016. As part of this the Public Realm Co-ordination Group instigated a master planning exercise for the central business core of the city to include the civic spine as an initial geographical area. This survey provides mapping and analysis of all elements of the streetscape, from core infrastructure through to primary and secondary uses. It validates anecdotal information with regard to busking, night life activity, pedestrian behaviour etc. while taking account of planned city infrastructure projects by other National agencies.

The objective of the Master Plan is to set out a clear ambition for the public realm of our capital city. It brings forward recommendations and identifies key linking projects for the betterment of the city and its citizens and visitors experience. The City Centre Masterplan advocates a pedestrian friendly city core and responds to the needs of high pedestrian movement and accessibility issues. This Masterplan will define approach, objectives and projects for the revised Your City Your Voice; Dublin City Public Realm Strategy 2016. Implementation of the Strategy is an objective of the Dublin City Development Plan 2016 to 2022. The Masterplan was published 2016.

COMMUNITY, CULTURE, RECREATION AND ECONOMIC SERVICES

SPORTS AND RECREATION SECTION

Dublin City Council's Sports and Recreation Section supports, manages and delivers a wide range of sport and recreational programmes and services in the city annually, namely through:

- Facilities
- The Dublin City Sport & Wellbeing Partnership

There were 1,375,469 visitors to our facilities in 2016.

Facilities

Facilities operating within the Sport and Recreation Section include:

- 5 sport and fitness centres
- 23 sport, community and recreation centres
- 3 stand alone swimming pools
- 2 water sports facilities
- 23 all weather pitches
- Staffed by approximately 250 employees

These facilities catered for all members of the community regardless of age, ability or background. They were also host to many clubs across a variety of sports including swimming, athletics, boxing and badminton.

2016 saw upgrades to buildings and equipment and significant works were carried out in facilities including:

- Extensive refurbishment to changing rooms in Sport & Fitness Markievicz.
- Resurface of 11 a-side all weather pitch at Sport & Fitness Irishtown.
- New boxing facility in St. Catherine's Community and Sport Centre.
- New gym extension and fit out at Ballybough Community and Sport Centre.
- Major energy efficiency project completed in Sport & Fitness Ballymun, Finglas and Markievicz.

Ballybough Community and Sport Centre won 2 major Community and Council LAMA Awards for 2016. The first award is for Best Public Building of the Year and the second is the overall Grand Prix award – a special commendation for outstanding excellence.

The Dublin City Sport & Wellbeing Partnership (The Partnership)

The Dublin City Sport & Wellbeing Partnership is an initiative led by Dublin City Council but guided by a high level board of influencers including representatives of other leading sport organisations, state agencies and business leaders.

It is designed to take a consolidated approach to how sport and physical activity services and programmes are delivered across the city with an enhanced emphasis on health and wellbeing.

This year, the Partnership completed its first statement of the strategy “STRIDE 2017 – 2020” that sets out the sport and physical activity priorities for the City over the next four years under the following strategic goals:

1. Places and Spaces

Providing opportunities for more people to participate in sport & physical activity in Dublin City by knowing what is available, identifying gaps and developing plans for future investment.

2. Programmes and Services

Delivering a consistent and measurable suite of programmes and services to meet the needs and enhance the lives of all people living in and working in Dublin City.

3. Promoting Sport and Inspiring People

Engaging and connecting with all people living in, working in and visiting Dublin through events, programmes, technology and real-life experiences.

4. Good Practice

Delivering and maintaining high standards through our people, our board, our partners and those we work with to fulfil best practice and good governance.

The plan is progressive and ambitious and each goal consists of a clear set of initiatives and actions that will be implemented from the beginning of 2017.

Operationally the Partnership has 18 dedicated Sport Officers who work across the five administrative areas of Dublin City. The Officers develop and implement sport and physical activity programmes and services to the general population that include local projects and city wide events. They work alongside 20 co-funded officers in Boxing, Cricket, Rowing, Rugby and Football.

During 2016 the Partnership delivered the following:

- **Operation Transformation 5km Walk:** in conjunction with Sport Ireland and the RTE programme with 400 walkers.
- **Change for Life Programme:** a 12 week lifestyle initiative aimed at adults in disadvantaged areas in conjunction with RTE’s Operation Transformation programme with 370 participants.
- **Lord Mayors 5 Alive Challenge:** 5 Races, approximately 5km each, with 400 participants.
- **Champions Day:** a sports day for people with intellectual and physical disabilities with 90 participants
- **Older Adult Sports Day:** a sports day for older adults with 250 participants.
- **Marathon Kids:** an initiative in conjunction with Fingal Sport Partnership and Dublin Marathon with 3000 6th class children overall.
- **Late Night Leagues:** an initiative in conjunction with the F.A.I. and Gardai as a diversion programme for young people at risk with 400 participants.
- **Great Dublin Bike Ride:** 130 cyclists completed a lead in programme and went on to participate in the GDBR event.
- **Get Going Get Rowing:** a partnership indoor rowing programme with Rowing Ireland aimed at teenage girls with over 3000 participants.

DUBLIN CITY GALLERY THE HUGH LANE

As part of Dublin City Council's Commemorations Programme, Dublin City Gallery The Hugh Lane delivered a programme of exhibitions, talks, lectures, workshops and tours around the theme The Artist as Witness. The aim of the programme was to provide an artistic interpretation of the important events of the last century while delivering on the gallery's objectives of promoting appreciation and engagement with the visual arts and increasing understanding and accessibility of the visual arts in the Community. Over the course of 2016, the gallery delivered the following:

- 10 Exhibitions
- 51 Public lectures/events and screenings
- 60 Family / Children's workshops (including summer camps, Sunday Sketching, drop-in workshops etc) 301 tours delivered (50 free to the public)
- 37 coffee conversations
- 50 free guided public tours
- 360 school tours

As part of our Community Outreach Programme, the gallery collaborated with the North West Area to deliver a visual arts project - *Future Present: Witnessing 2016*. The project involved young people from Finglas attending workshops, with the aim of recording what stories from 2016 they would like to tell future generations. The project culminated in the young people presenting models of newly proposed public sculptures to members of the North West Area Committee and North West Area Management. This pilot project was very well received and will be rolled out to other areas in 2017.

The Sikh Community was invited to attend the premiere of 'Ships Passing in the Night' in the Gallery, as part of Dublin's Culture Connects project. The piece was made by artist James Ó hAodha with children from the Dodder Sea Scouts and the Sikh community.

A welcome night was hosted in the gallery for members of the New Communities Partnership, and relationships were built with that organisation.

The Gallery supported and participated in:

- Chinese New Year Festival
- St. Patrick's Festival
- Russian Festival of Culture
- Culture Night
- Festival of History
- One City One Book
- Dublin Gallery Weekend
- National Drawing Day
- Bealtaine

The 2016 Programme was very popular:

- The gallery welcomed 193,229 visitors in 2016, a 7.5% increase on the 179,829 visitors in 2015
- The Artist as Witness 2016 Centenary Programme received significant national and international coverage, with articles carried in 44 domestic and 10 international publications.
- 10,000+ pupils and students took tours of the Gallery
- 2,500+ attended our education classes and events
- The Sunday Concert programme continues to be hugely popular, with in excess of 12,000 attending

EVENTS IN THE CITY

Dublin City Council continued to support an annual programme of diverse events and festivals. In collaboration with a number of partners, the programme is delivered across the City, ensuring that events are varied, inclusive and provide an opportunity for everyone to enjoy the entertainment, fun and spectacle, in a family-friendly, safe environment. The events and festivals programme aims to bring social, cultural and economic benefits to the City and help to grow tourist and local visitor numbers. The Events Section is also responsible for managing and promoting the use of public spaces in Dublin, which includes oversight of commercial activity, such as filming, photography and product merchandising/sampling.

2016 was a particularly special year historically for both our City and County. Dublin City Council commemorated the historic events of 1916 with a range of events citywide. “Reflecting the Rising” was a hugely successful, large scale, multi-location public event that took place in Dublin over the Easter weekend to mark the commemoration of the 1916 Easter Rising. It included hundreds of talks, walking tours, music, dance, street art, street theatre, and moments of reflection and celebration. It was programmed and produced by RTÉ, in partnership with Dublin City Council, and with themed entertainment and activity that explored social, cultural and political elements of the time that set the stage for the Easter Rising. It aimed to provide Irish people of all ages with an opportunity to explore the Rising and our relationship with it, both historically and contemporaneously. In locations on both sides of the River Liffey, the events were a public invitation to commemorate, to celebrate and to understand this significant moment in our collective history.

A host of favourite events also returned in 2016, such as St. Patrick’s Festival, Tradfest, Dublin City Marathon, Bram Stoker Festival and New Year’s Festival, to name but a few. For a second year, Dublin also hosted the international Ironman 70.3 triathlon. This was a major logistical undertaking, involving a 1.2 mile swim in Scotsmans Bay, Dun Laoghaire, a 56 mile cycle across six local authority areas and a 13.1 mile run and an impressive finish in the Phoenix Park.

With the appointment of a new Film Officer in 2016, a more streamlined system has been put in place for applications to film in Dublin City. Over 350 applications to film in the public domain or on Council owned properties were processed, featuring all genres and narratives. Dublin City Council strongly supports the value of the film industry and recognises the value of the industry to the intellectual, social, cultural and economic life of the City. It is estimated that the film applications and permits granted in 2016 had a production value of over €250 million and Dublin City Council, along with Tourism Ireland, will continue to work to support this industry.

INTERNATIONAL RELATIONS

The International Relations Unit continued to maintain and enhance our relationships with our twin cities and those with whom we have co-operation agreements.

The Lord Mayor visited Liverpool, with the Council has been twinned since 1997, to meet community workers, especially those in the areas of Social Housing Regeneration and Community Land Trust Projects.

We also cultivated our links with China and a delegation from DCC visited Chengdu and Shantou as part of a World Cities project which aims to improve the quality of life in European, Chinese and Indian cities or regions through knowledge exchange among cities on specific thematic areas. Fingal County Council is a partner on this project also. The Council established diplomatic relations with Wuhan City of the People's Republic of China.

A Sister Cities Summit was held in Croke Park from 21st to 24th April 2016. It was attended by some 200 US city mayors, business, education and youth leaders from many of the 60 United States cities that are twinned with Irish local authorities. The Summit marked the 30th anniversary of the Dublin/San Jose twinning, the centenary of 1916 and also the 60th anniversary of the establishment of Sister Cities International by President Eisenhower.

The San Jose/Dublin sister city work/study scholarship worth €50,000 is a key element of the 30-year old San Jose-Dublin Sister City Programme 'twinning' relationship. 2016 was the 5th year of the award and the recipient, Áine Cahill, took up a study and work placement in California with San Jose State University (SJSU) and the award's corporate sponsor, Cypress Semiconductor, Inc.

Relations with Moscow and St. Petersburg were maintained and the Lord Mayor accepted an invitation to speak at a Green Energy Conference in Moscow in November 2016.

To develop Tourism and Business Tourism in particular, Dublin City Council in collaboration with Fáilte Ireland, hosted ten Mexican tourism agencies in Dublin and Ireland in 2016. Relations continued with Guadalajara, an important trading partner in Latin America for Irish companies in the Information Technology, agri-food, pharmaceutical and aviation sectors.

We continued to welcome delegations to the city. Members of the Chinese National People's Congress visited Dublin in September 2016 to hear how Dublin City preserves its cultural heritage and what culture related services we provide to our citizens.

Other delegations included the Mayor of District 7 Budapest, the Mayor of Enugu State Nigeria and officials from St. Petersburg City Council.

The International Relations Unit assisted the Lord Mayor's and Councillors' participation in a number of international networks such as Eurocities, a network of over 130 European cities and Tous les Ports du Monde.

SOCIAL INCLUSION

Dublin City Council continued to provide civic leadership to create a city that is socially inclusive and a better place for people to live, work and visit. Social Inclusion Week is an initiative which does much to further this goal. A very successful Social Inclusion Week took place from 26th September to 1st October 2016. A full city wide programme of events was officially launched by Lord Mayor Brendan Carr in the Mansion House where the High Hopes Choir, the Doyle/Halpin School of Irish Dancing and the Visionary Choir provided the entertainment.

Over 60 well attended events and activities took place during the week across the entire city.

The programme also included awareness raising and information exhibitions for staff, a volunteering workshop, a national conference of organisations representing migrant groups, a mental health themed open mic night and the premier of a programme of short radio plays performed by blind and visually impaired people.

The multi-agency Dublin City Age Friendly Alliance continued to work on the actions of a three year implementation plan, which is based on the Dublin Age Friendly City Strategy 2014 – 2019.

The inaugural Dublin City Good Citizen Awards ceremony took place in the Round Room at the Mansion House on Tuesday 17th May 2016.

The Awards, which were hosted by the Lord Mayor Críona Ní Dhaláigh and singer/ songwriter and TV personality Keith Duffy, aimed to acknowledge the work of volunteers and good citizens in assisting statutory bodies to deliver essential community services throughout the city.

49 nominees were shortlisted, from approximately 300 submissions received from communities across the city. The awards will be run every two years.

Comhairle na nÓg

Dublin City Council continued to participate with other relevant statutory agencies in delivering the National Strategy for children and young people. Facilitating Comhairle na nÓg forms a significant part of this work. The 2016 Working Topic for the Comhairle was the Education System & Emotional Counselling. Comhairle members carried out two surveys, created a video and made a submission to the national assessment of the DEIS school programme. Three members of Comhairle were interviewed about their video by Gill Steadman at RTE studios for the News2Day programme broadcast in October on RTE2 TV.

They also created a video on Dublin Bay Biosphere in order to promote its importance to young people and received national recognition for their work in the press and on TV. The Comhairle were also congratulated on their innovative Dublin Bay Biosphere video at the UNESCO Summit in Peru 2016.

Comhairle members were also involved in the Ombudsman for Children's Strategic Plan 2016-2018.

Some Comhairle members took part in an event organised by DCU in Albert College Park as part of positive ageing week called Operation Conversation.

A delegation of Israeli and Palestinian young people who were in Dublin for a week in October at a Kids 4 Peace conference, met members of Comhairle in the Mansion House.

Integration Strategy 2016-2020

A new Dublin City Integration Strategy 2016 to 2020 was published in May 2016 and work commenced on implementing some of the 54 actions in partnership with a wide variety of groups.

Some key actions included:

- A promotional information campaign targeting intra EU mobile workers using the Dublin.ie platform, particularly targeting Poland, Romania, Lithuania, Latvia and Italy
- Publication of an Interfaith Charter in collaboration with the Dublin City Interfaith Forum
- Hosting a language providers conference & collaborating with ESOL providers (English for Speakers of Other Languages)
- Supporting an English language Intercultural Centre in Ballybough Community Centre
- Extending the multilingual walking tours in the city
- Developing a tool kit for organisations hoping to apply for DCC integration funding & an evaluation tool for use in assessing the applications
- Running a Migrant Information Fair in City Hall in conjunction with the International Organisation for Migration, which is the leading inter-governmental organisation in the field of migration

ECONOMIC DEVELOPMENT and LOCAL ENTERPRISE OFFICE

Dublin City Local Economic and Community Plan (LECP) – 2016 -2021

The LECP strategic plan and action plan was agreed at the December 2015 monthly meeting of Dublin City Council. A national launch of the LECP's of each local authority was held as part of the Ploughing Championships in September 2016. There are 399 actions in the 2016 action plan, 90 of these are economic actions that were delivered in full or part during the year.

Foreign Direct Investment (FDI) – Benchmarking Dublin

The findings of a European Survey on FDI in Dublin City was completed by staff in Economic Development and Local Enterprise, resulting in very positive rankings for the city and the Dublin region. Dublin city is ranked in the top 10 Major Cities in four areas and the Dublin Region also makes the top 10 listing under four headings. An article was published in the FDI supplement of the Financial Times and articles were published in the Irish Independent and the Herald focussing on FDI in Dublin. An award ceremony was held in Cannes on 15th March 2016 where the rankings were announced.

Dublin Economic Monitor

Four editions of the Dublin Economic Monitor were published in 2016, promoting the strengths of Dublin as a city region and highlighting the areas that require additional resources to ensure the continued success of the region in supporting citizens, creating jobs and accommodating those who wish to live, work, learn and visit the city and the Dublin region. The Economic Development office worked to raise awareness of the monitor and to create a linkage between it and the city branding website Dublin.ie in 2016.

Dublin.ie

The Dublin.ie team joined the Economic Development and Local Enterprise team in 2016. The Dublin.ie website was launched as a city branding site on the 11th March 2016, in time to promote the St Patrick's Festival. It also captured the wide range of commemorative celebrations taking place across the city and Dublin region. The strong branding commissioned for the site assisted in the quality layout of the site and in raising awareness of the site and how it can assist those who live in, work in and visit Dublin. New editorial content is published on the site each week, showcasing some of the best of what Dublin has to offer. With the support of the members of Activating Dublin, new relationships have been formed with key agencies to ensure the joint promotion of major Dublin events. Dublin.ie won the Web Award for the Best Government/Local Government site in September 2016. A small dedicated team continues to develop the site to build on the great work done to date.

Local Enterprise Office (LEO) Dublin City

LEO Dublin City had a very active and engaged year working to strengthen the enterprise culture in Dublin City and supporting a wide range of individuals who sought help and assistance in starting up and scaling their businesses.

Throughout the year LEO Dublin City supported:

- 76 businesses through feasibility, priming business expansion grants
- Directly supported 127 jobs in Dublin City.
- The total value of grants awarded was €1,149,820.
- In addition further financial assistance was afforded to businesses in the city via the Trading Online Voucher (TOV) scheme (104 vouchers), the export grant (16 grants) and support for businesses applying for loans from Micro Finance Ireland (MFI) (30 applications).
- A wide range of soft supports were also made available to new and established entrepreneurs with 1,185 people attending 47 different training courses that address a wide range of topics, and a further 377 mentoring assignments throughout the year.

LEO Dublin City took part in a range of different events, programmes and initiatives, both locally and at a national level. These included:

- Start-Up City Conference.
- The Local Enterprise Village at the National Ploughing Championships.
- National Woman's Enterprise Day.
- Food Academy Programme.
- The Student Enterprise Awards.
- The National Enterprise Awards and the Ireland's Best Young Entrepreneur (IBYE) awards.
- The LEO e-zine promoting events and providing information on supports offered by the LEO office is circulated to approximately 9,000 people by e-mail.

Action Plan for Jobs – Dublin Regional Action Plan

This office input to the consultation and drafting of the Dublin Regional Action Plan for Jobs which was launched by Minister Richard Bruton T.D. Minister for Jobs, Enterprise and Innovation on Monday 25th January 2016. The office has also provided update reports on how it has delivered on the 25 actions under the Plan where the Dublin Local Authorities and Local Enterprise Offices are tasked with driving innovation and supporting job creation in the Dublin region.

The Plan recognises that the Dublin region has a key role to play, not only in contributing to our national ambition, but also in driving sustainable growth and job creation. It also notes that Dublin has successfully competed with other cities globally for investment and talent and that Dublin has punched above its weight over the past decades as a relatively small city in a global context. By 2020, the Regional Action Plan for Jobs aims to have 66,000 more people in employment, to increase the number of start-ups by a minimum of 25 percent, to deliver a minimum of 430 FDI investments for Dublin and to double the spend by visitors to reach a total of €2.5 billion

Local Enterprise Week – 7th to 13th March 2016

A programme compiled by staff in the Local Enterprise Office saw the delivery of an action packed week of events designed to support start-up and established businesses. The Lord Mayor launched enterprise week on the 7th March in the Wood Quay Venue. Over 300 people attended the events over the course of the week with workshops on finance, networking, mentoring, enterprise space, social media, culminating in a start up boot camp. A wide range of speakers contributed to making it an exciting and engaging week of activities strengthening the enterprise culture in the city.

National Enterprise Awards 2016

The Lord Mayor announced Nobó Limited as the winners of the Dublin City Enterprise Award. Nobó represented Dublin City at the National Enterprise Awards Finals, held on the 9th June 2016 in the Aviva Stadium.

Employment Survey

During 2016, the annual employment survey of companies funded by the Local Enterprise Office was completed resulting in the creation of 230 full time net additional jobs in 2015.

Design4Growth

The Design4Growth pilot project was delivered in 2016 with the support of the Department of Jobs Enterprise and Innovation and as part of the ID2015 programme of the Design and Crafts Council of Ireland. The LEO worked with City Architects to put in place a panel of Design Strategists who delivered a workshop to 40 businesses on the 26th January 2016 in the Wood Quay Venue. The workshop briefed businesses on how they could utilise design to overcome business challenges and how they could avail of a Design Voucher valued at €2,500. Throughout the year over 16 businesses worked with the Design Strategists culminating in 6 businesses who progressed to the final stage of the project and are working to implement design solutions set out in the design briefs developed under the pilot and to utilise the design voucher.

Showcase – RDS 23rd to 27th January 2016

An Enterprise Zone supported by the Local Enterprise Offices was part of Showcase 2016, where the best of Irish craft and design businesses promoted their products for export. LEO Dublin City supported the following five businesses Wild By Water, Aria-V Jewellery, Lorna Gaffney White Design, LouLouBelle Design and Lainey K with stands in the Enterprise Zone.

Uprise Festival for Innovative Start Ups

The *Uprise Festival* was held for the first time in Dublin in October 2016, with the support of Dublin City Council. The promoter had held similar festivals in Amsterdam on three occasions bringing this unique festival to Dublin with a focus on staff, networking and investment for innovative start up businesses. Following the success of the Dublin Festival the promoter is considering holding a similar event in Dublin in the future.

National Women's Enterprise Day (NWED) – 19th October 2016

The Dublin region Local Enterprise Offices joined forces to host a very successful NWED event with over 250 people in attendance who heard about the stories of female entrepreneurs and their “road to success”. The Local Enterprise Offices supported over 11,000 female entrepreneurs through training, mentoring, direct financial assistance and networking.

This was the tenth year of NWED and it saw the highest number of participants, with the Dublin event being the largest of the regional events held.

Show & Tell Creative Festival – 18th November 2016

LEO Dublin City supported creative start ups through the Show and Tell conference in its second year. Show & Tell was held in Smock Alley attracting a wide range of creative businesses that showcased and sold their produce, networked and learned about financing, social media and marketing and availed of a speed mentoring service.

Ireland's Best Young Entrepreneur 2016

The winners of the Dublin City Finals of Ireland's Best Young Entrepreneur 2016 were announced on 5th December 2016 in the Mansion House, Dublin. These awards, supported by the Department of Jobs, Enterprise and Innovation, are an integral part of the Action Plan for Jobs.

127 applications were received. The awards were conferred in three main categories and were selected from a list of fifteen shortlisted entries.

- The winner of the Best New Idea category was Brian Henderson, Baon Diagnostics, <http://www.baondiagnosics.com>
- The winner of the Best Start Up category was Sam Dinnegan, Strong Roots <http://strongroot.ie> and Paul McDonald, Sonitus Systems <http://www.sonitussystems.com> won the Best Established Investment category.
- The overall winner for the Dublin City Best Young Entrepreneur 2016 was Sam Dinnegan, of Strong Root.

Each Dublin City winner will now progress to the Regional finals in which they will compete to go through to National finals. Ultimately, they will compete to be named Ireland's Best Young Entrepreneur

Christmas Markets

Plato Dublin Designers Christmas Market – College Green Friday 9th and Saturday 10th December

Plato Dublin held its annual Christmas Market in front of Bank of Ireland, College Green supported by LEO Dublin City. The stall holders were selected by Dublin Plato and represented small craft businesses providing them with an opportunity to promote and sell their products. A brass band and choir provided music.

Dublin Christmas Flea Market – Point Village – 9th to 11th December 2016

A three day Christmas Market was held in the Point Village with over 125 stalls of Irish contemporary design, hand-made craft, art, books, antiques, collectibles, vintage, furniture, clothes and jewellery not found on the high street offering their goods. The event also provided food stalls catering for the 15,000 visitors who attended the market. Economic Development staff worked with the Events unit and Dublin.ie to promote the event, which was free of charge to attend, and contributed to the Christmas market offering in the city.

LICENSING UNIT

The Licensing Unit is responsible for the management and provision of various licences to customers including Casual Trading Licences and Event Trading Licences in accordance with the Casual Trading Bye Laws 2013 and Street Performance Permits in accordance with the Dublin City Council Street Performers Bye Laws 2016.

- 300 Annual Casual Trading Licences issued.
- 2,209 Event Trading Licences issued. This was an increase of 382 from 2015.

New **Street Performers** Bye-Laws came into effect on 1st August 2016. There are a number of important changes to the 2015 Bye-Laws including:

- Backing tracks are no longer permitted.
- Performers can only stay on Grafton Street for one hour before moving.
- Performances must start and end on the hour mark.
- A two-week visitor permit has been introduced.
- New permits are subject to a six-week probation period.
- Only Acoustic performance is possible in Temple Bar as amplification has been banned.
- 297 Street Performance permits were issued in 2016.

Control of Dogs and Horses

The Licensing Unit is also responsible for the implementation of the Control of Dogs and Horses legislation.

- 95% of dogs impounded were re-homed in Ireland, England and Sweden among other countries.
- 190 horses were seized in 2016 following complaints received.
- 8751 dog licences were issued in the Dublin City Council area in 2016.

DUBLIN CITY PARKS AND LANDSCAPE SERVICES

Dublin City Parks and Landscape Services works continuously towards the delivery of a greener and more liveable city. The goal is to enhance the experience of all who interact with the city and provide a standard of presentation and animation of parks and public places befitting a capital city. We also play an important role in the protection and promotion of our city's biodiversity and the important species and habitats of Dublin Bay that are recognised by UNESCO through education, awareness raising and public engagement.

Strategies

In 2016, we achieved significant progress on completing a number of key strategic plans through public consultation.

- Dublin City Tree Strategy, 2016 – 2020,
- Dublin City Biodiversity Action Plan 2015 – 2020
- Dublin City Invasive Species Action Plan 2016 – 2020

Public consultation on the Draft Dublin City Parks Strategy got underway. Comments/submissions will be accepted until the end of January 2017. The strategy reviews and assesses the resources and services provided by Dublin City Council, Parks and Landscape Services and formulates policy and intended actions for them into the future.

The revised Draft Dublin City Parks Strategy will be put forward for adoption to the Arts, Culture and Recreation Strategic Policy Committee of the City Council.

Green Flag Award

The Green Flag is awarded in recognition of achieving quality standards for the presentation of parks and recreation facilities. It promotes high horticultural and environmental standards and is a benchmark for excellence in park management based on acknowledged international best practice. The award scheme, already established in more than 50 countries was trialled in the Republic of Ireland in a limited number of parks in 2015. The scheme is administered here by An Taisce. Dublin City Council was awarded 5 Green flag awards in 2016 for the following parks: Poppintree Park, Bushy Park, Markievicz Park, Blessington Street Basin and St. Anne's Park.

UNESCO Dublin Bay Biosphere

Dublin Bay Biosphere Partnership worked with Comhairle na nÓg to co-create an awareness campaign for the Biosphere. Nineteen members (aged from 12 to 17 years of age) volunteered to get involved. They chose to make a short video, aimed at young people, to celebrate Dublin Bay and to tell the story of the Biosphere in their own words. They had talks and guided walks in the area so that they could experience nature in Dublin Bay for themselves. They wrote the script for the video and it was filmed onboard a Dublin Bay Cruise from the City Centre to Dun Laoghaire and Howth, with drone footage from North Bull Island. The video was launched on 12th July 2016 by Lord Mayor Brendan Carr. The video is available on YouTube and has already had over 1,000 views. It has also received positive coverage in the national media.

This was a pilot project for the UNESCO Brand & Story Toolkit and was showcased as an example of international best practice in Biosphere communications at the World Congress of Biosphere Reserves in Lima, Peru raising the international profile of Dublin Bay Biosphere.

Link to video: <https://www.youtube.com/watch?v=Yo6INxSPdRc>

The Dublin Bay Biosphere Partnership has worked collaboratively with Dublin Bay Cruises to develop guided Biosphere Discovery Tours, which raise awareness of the Biosphere while giving passengers an enjoyable visitor experience. This is an exciting ecotourism initiative which provides employment while enabling people to observe the fascinating habitats and species of Dublin Bay from a distance, thereby reducing ecological impacts.

Biodiversity

DCC's Biodiversity Team continued to deliver on a number of initiatives and actions in the Dublin City Biodiversity Action Plan 2015 – 2020. A key part of their work is engaging with a range of organisations, communities and interest groups to develop greater awareness and understanding of biodiversity. The team engaged in a number of events and projects in 2016 including the Celebration of World Wetlands Day, the Brent Goose Schools Project and collaboration with students from the Royal College of Surgeons of Ireland and participants from the Coolmine Therapeutic Community Recovery programme. Activities included talks and workshops, invasive species management activity, talks and instruction to school students on identifying the Light Bellied Brent Goose and winter waders at North Bull Island and display stands and workshops at events including the Rose Festival and the Battle for the Bay.

Wood Quay is one of several examples across Dublin City of how our nature, our biodiversity, can reinvigorate a grey urban space. The environs of the Civic Offices have been revitalised with wildflower meadows over the roof of the car park and vibrant, colourful herbaceous planting in the grounds. This planting provides a rich source of food for the resident hives of honey bees that have made the rooftop of the Civic Offices their home. Thanks to specially designed nest boxes, the rooftops are also home to annual visitors to the city (the Swift) and with the help of St Audoen's National School, the once-bare rooftops of the carpark pavilions have been transformed into a bug's paradise.

The Biodiversity team was also involved in a very successful collaboration with RTE Radio 1 to promote the RTE Radio 1 Dawn Chorus with the provision of banners and flags and an associated artwork installation and the "sounds" of the Dawn Chorus in the Atrium, Civic Offices

Historic Parks: Implementation of Conservation Plans

In 2016, work continued on the production of Conservation Plans and the implementation of recommendations in those Plans for our historic and heritage parks. A Conservation Plan for St. Patrick's Park was completed. *Merrion Square* saw the addition of new seating, completion of the reinstatement of the perimeter footpath around the park, enhancement works at the Oscar Wilde corner of the park and the relocation of sculptures in the park to create a Sculpture Walk. In *Herbert Park* an upgrade of the tennis pavilion/bowling clubhouse was completed with the addition of a new facility "The Hive" in the park and the official opening of our most recent Seomra Tae operated by Lolly and Cooks in the park. Refurbishment of the Courtyard at the Red Stables in St Anne's Park, was completed, together with the engagement of consultants on the upgrade of the Follies in the park and work commenced on the restoration of the railings at *Mountjoy Square Park*. These works and new initiatives are supporting the conservation and restoration of our historic parks while at the same time encouraging and promoting the use of parks as part of healthy living and wellbeing.

Seomra Tae

Councillor Dermot Lacey, on behalf of the Lord Mayor of Dublin Brendan Carr, officially opened the new Seomra Tae in Herbert Park on Monday the 25th July. This is the latest addition in our ongoing initiative to refurbish older buildings in parks and transform them into more useable spaces for the public. This new facility in Herbert Park has created a real focal point and socialising space within the park. *Lolly and Cooks* who operate the Seomra Tae, was established in 2008. It is a family run business dedicated to creating and producing artisan food to the highest quality. Summertime opening hours 9.30am - 9pm, 7 days a week.

The Tram Café also opened in Wolfe Tone Park in 2016 following public tender. This has proven to be a very welcome addition to this important public space for local people and business and has alleviated a great deal of anti-social activity that previously took place here. These tearooms are a further addition to the ones in Harold's Cross Park, St Anne's Park (Red Stables) and St. Patrick's Park.

The 'Seomra Tae' brand signifies Dublin City Council's commitment to promoting local business operators and homemade quality offerings in its Park tearooms.

Public Realm and ‘Greening’ Improvements

A landscape scheme has been completed on the site of some old derelict shops in Dolphin’s Barn. The planting includes species particularly attractive to bees and other insects.

In another project the concrete median in St. Nicholas Street was excavated to introduce a hedge and other planting which has the benefit of greening this area and providing greater urban drainage capacity.

2016 Centenary

Parks and Landscape Services co-ordinated, designed and arranged for installation of a new flagpole and plaque in O’Connell Street for the ceremonial flag raising that was carried out by the Defence Forces at noon daily throughout 2016.

Our Play Development team also engaged in the 1916 centenary programme with the provision of Playday events and activities in Merrion Square on Easter Monday and at Aras on Uachtarain in June. As part of the ‘Imagining 2016’ Project DCC and DCYA have collaborated in realising a legacy project proposed by children and young people throughout Ireland; as part of the ‘Imagining 2016 Consultation process, the development of a 1916 Commemorative Play Garden was agreed to be located and developed at St. Audoen’s Park, the play garden will be dedicated to the memory of the children who died during the 1916 Rising. This project is due for completion in 2017. We also supported Article 31; the child’s right to play by hosting National Playday 2016 for the 11th year running, this event took place at Merrion Square Park.

Play Development

Play Development joined in with the Annual Rose Festival at St Anne’s Park and has been an excellent addition to the event in making it an even more child-friendly and playful event.

The 2016 Runamuck Summer Project support play programmes ran successfully during July and August involving over 2,500 children from across the city.

A number of Community Play Facilities Projects were delivered in 2016 as part of the “Outside the Box” play project which involves a consultative process with communities that includes children and young people in redesigning local outdoor space for ‘play’; in August a 3rd site - Poplar Row was completed. Works have also commenced at a 4th Site - Ceannt Fort and the newly refurbished play area is due to be completed by the end of January 2017. This will coincide with the programme of events for the 100 year celebration of this housing development. We provided support and expertise in the development of the new playground at Constitution Hill.

Collaborative work with the DRHE is ongoing in developing practical play resources for children and young people experiencing homelessness.

Events and Creative Animation of Parks

The annual Rose Festival held in St. Anne’s Park, Raheny on the 17th & 18th July, 2016, continues to grow in popularity and is a key highlight of our annual event programme with visitor numbers increasing year on year. Other animation in parks organised or supported by Dublin City Council included pop up theatre, drawing, music performances and circus workshops and events hosted as part of the International Literature Festival Dublin and Offset Festival. Parks remain extremely popular as venues for large scale and local events with a total of 366 applications for events received in 2016. We were delighted to welcome the Dublin Maker and Tiger Dublin Fringe to Merrion Square in 2016 and performances as part of the Bram Stoker Festival to St. Patrick’s Park and the Red Stables in St. Anne’s Park. Other popular events in parks and at North Bull island include the Laya City Spectacular, The Big Grill, Battle for the Bay, Happenings Outdoor Cinema, Opera in the Open and The Dublin Kite Festival.

Our park markets are a great opportunity for families and visitors to shop for a diverse range of high quality organic and artisan produce, enjoy a lunchtime break and avail of the other amenities that parks offer. Weekend farmers markets are held in St. Anne's Park, Herbert Park and Bushy Park. A Thursday lunchtime food market is also held in Merrion Square Park during the summer months.

In addition to events and festivals that were hosted in city parks, a number of creative and pop up installations appeared in city parks in 2016 including a street art installation in Diamond Park created by artist, Solus, our Fairy Door and light installation in the Blessington Street Basin, Christmas dressing of Chancery Park and our pop up park at Church Street.

Tree Care Programme

A significant programme of tree pruning was implemented on local roads and housing estates throughout the city, such as Baggot Street and the North Circular Road. This is a multi-annual programme to ensure that the city trees are properly monitored and managed and that the City Council avails of opportunities for new tree planting in accordance with best practice as set out in the City Tree Strategy.

New Parks and Capital Projects

Croppies Acre Park was officially opened in June 2016 by An tArdmhéara Críona Ní Dhálaigh as a public park. This park was originally designed as a Memorial Park by the Office of Public Works but due to anti-social behaviour, it was not open to the public. Following improvements by Dublin City Council in 2015 and 2016, it was opened and now provides opportunity for recreation and relaxation along the north city quays.

An tArdmhéara Críona Ní Dhálaigh officially opened the newly refurbished sports pavilion and new playground at Willie Pearse Park, Crumlin in February, 2016. A variety of sports clubs including Crumlin United Football Club, Crumlin GAA and Crumlin Boxing Club avail of the new changing pavilion at the Park.

A number of other capital projects commenced in 2016 including the upgrade of tennis and padel facilities at Bushy Park, sports field drainage and the commencement of construction on a number of all weather pitches and changing room pavilions and the renewal of playgrounds in several parks. A number of consultation processes were also completed or commenced for new parks and park improvement works including for new parks Chocolate Park, Docklands and Weaver Park and improvement works in St. Audoen's Park.

Parks and Landscape Services have an ambitious and exciting programme of capital projects for which the planning has been substantially completed in 2016. A highlight of this programme is the development of a new skatepark for Le Fanu Park, that saw design teams from around the world submit proposals in a design competition. The design competition and consultation was organised by the Irish Architecture Foundation and funded by The Matheson Foundation in partnership with Dublin City Council. The construction cost in the order of €1,000,000 will be funded by Dublin City Council with a contribution from Sports Capital Grants making it one of the most significant investments in a play space in Ireland in 2017.

Event/Activities in the Parks 2016

During 2016 there were 387 applications made to Parks and Landscape Services to hold events in Parks and open spaces. There were 21 cancellations, leaving 366 (an increase of 8% on 2015) as detailed below:

- 74 - Photo Shoots
- 16 - Festivals
- 51 - Sports Events
- 17 - Weddings
- 59 - Filming
- 28 - Charity Events
- 15 - Arts & Culture
- 37 - Commercial
- 69 - Community & Family (Formerly Miscellaneous)

DUBLIN CITY ARTS OFFICE

Dublin City Council's new City Arts Plan 2014-2018 was launched in December. It sets out the purpose and areas of work of the Dublin City Arts Office and gives a commitment that the Arts Office and Dublin City Council 'will foster a shared responsibility for culture and the arts, with a focus on three areas of work: assisting public access to the arts, facilitating artists' development and enriching the cultural experience of the city'.

Listed below are some of the programmes and projects that were delivered by the Arts Office in 2016:

- Opera in the Open – 4 events.
- The Chinese New Year's Festival – 32 events.
- The Musictown Festival – 11,450 people in attendance.
- The International Literature Festival – 7,673 people in attendance.
- 10 arts exhibitions took place in the Lab Gallery
- Artists Residences: St. Patrick's Lodge, 6 and 7 Albert Cottages and 9 wooden buildings.
- Incubation space for 7 arts organisations.
- Children's Art in Libraries Programme – 900 children in attendance.
- Arts Officer Clinics
- €530,000 paid in Arts Grants
- €20,000 in Bursaries paid
- €280,000 in programming with Artist and Arts Organisations
- Culture Night (16th September 2016) - 330 venues, 450 events.
- Supported and progressed the Public Arts Programme through the care and maintenance of Dublin City's public art collection and 3 major commissions in 2016.
- 9,500 visitors attended the 1916 Commemorations exhibitions.

Dublin's Culture Connects

Dublin City Council's Cultural strategy was adopted by Council following Dublin's Bid to be 2020 European Capital of Culture.

Dublin's Culture Connects was set up as an initiative of Dublin City Council to bring about the legacy projects, with the Bid as its manifesto and therefore also begins the implementation of Dublin City Council Culture Strategy 2016-2021.

Dublin's Culture Connects consists of 4 main projects and was built around consultation in 2016 with 7,000 people from 250 community groups in Dublin.

The National Neighbourhood

- Partnership with 8 National Cultural Institutions in Dublin (The Abbey Theatre, The National Gallery of Ireland, The National Concert Hall, The Irish Museum of Modern Art, The Chester Beatty Library, The National Archives of Ireland, The National Library of Ireland, The National Museum of Ireland).
- Partnership between Dublin City Arts Office, Dublin City Gallery The Hugh Lane, Dublin City Public Libraries, the 5 Area offices of Dublin City Council and Dublin's Culture Connects.
- Cultural Projects took place in 22 Dublin villages.
- 32 Cultural Projects were developed in 400 workshops.
- 60 community groups and 50 artists worked across these projects.

Cultural Audit & Mapping Project

Dublin City Arts Office began a cultural audit and mapping project working across sports, arts, communities in partnership with 7 sections within Dublin City Council, 3 Tourism bodies and 5 cultural companies.

Fundraising Fellowship, Dublin

This project is a 24 month project launched in May 2016 to build capacity within cultural organisations, working with one enterprise partner, four cultural organisations, who will then partner with four community organisations.

EU LAB

An EU project support lab was set up to develop funding applications based on themes within social development, arts, culture and other sections within Dublin City Council.

CITY HALL

Visitor numbers to the exhibition in City Hall reached a record high in 2016. The entire exhibition was invigorated to reflect the 1916 Rising. An original proclamation was installed along with the Na Fianna Éireann banner, which was on loan to the City from the Royal collection, an extension to the loan agreement was granted and the banner will remain on display in 2017.

Listed below is a synopsis of activity throughout the year

There were

- 83 events in City Hall.
- 97 wedding ceremonies in the magnificent Rotunda.
- music video shoot by an up and coming Dublin Band “ Vinci”.
- Over 5,500 visitors on Culture Night 2016.
- City Hall was illuminated a number of times during the year, for example, Red for Bram Stoker Weekend, World Aids Day, Autism Awareness and Gold for Child Cancer.
- Over 43,296 visitors availed of free entry to our exhibition ‘The Story of the Capital’
- During Heritage Week, early morning body balance classes were held in the Rotunda. These were in conjunction with Markievicz Sports & Leisure Centre and were very successful.
- Hosted a press conference to announce Irish Female Boxer Katie Taylor’s professional career.
- Photo shoot with Keith Duffy to announce Dublin City Good Citizen Awards.
- Film screening of Charlie Chaplin movies accompanied by live piano.
- Various receptions welcoming delegates to the city including the Social Media Summit.
- Launches, such as the Paralympics Ireland Team for Rio 2016, Be Good Project (EU Project) Smart Cities, Central Bank of Ireland commemorative coins, Pride Festival, Dublin Fashion Festival, Dublin Theatre Festival.
- Celebrations with the Vietnamese Embassy in London.
- Working Class Heroes took place in the Rotunda.
- KLM (Dutch Airlines) launch of new Dublin to Amsterdam route.
- Department of the Taoiseach Europe Day Celebrations.

DUBLIN CITY LIBRARIES & ARCHIVES

Dublin City Council's Public Library service provides a wide range of services through twenty-one branch and three mobile libraries. It also provides a number of special services, including digital services and content, a Business Information Centre, an Open Learning Centre, free Wi-Fi, access to the internet, and services for the community, young people and schools.

Statistics for year on library membership, visitor numbers, loans, and events

Number of items issued to borrowers in 2016	2,305,193
Number of library visits in 2016	2,563,464
Number of virtual visits in 2016	1,605,240
Number of people who attended events	38,997

National Shared Library Management System

During 2016 Dublin City Council continued to lead the implementation of a new library management system in all public libraries in Ireland. Phase 2 of the project saw eleven library services go live with the new system in July 2016, bringing the total to seventeen participating library services. Dublin City staff led the project and provided training to 230 staff from library services around the country.

Library Service Developments

A number of new digital services were introduced for library users in 2016, including eBooks and eAudiobooks, via the BorrowBox service; Zinio Digital Magazines; Mango Online Language Learning; Universal Class Library, and Proquest Newspaper Search.

A programme to upgrade the Internet connectivity throughout the branch library network began in 2016. The upgrades cover both staff and public lines and the public Wi-Fi service and will be completed in 2017.

Commemorating 1916

One hundred years after the 1916 Rising, Dublin City Council's *Dublin Remembers 1916/2016* programme provided citizens and visitors to the city with a unique opportunity to engage with the history of the Rising, a pivotal event in Irish history. The *Dublin Remembers* programme dovetailed with the State's national commemorations programme, directed by the Ireland 2016 office, with its focus on reflection, remembrance and reimagining.

A series of public consultation meetings held in the five DCC areas in early 2015 provided opportunities for all to inform the programme. Designed to engage as wide an audience as possible, *Dublin Remembers 1916/2016* encompassed many strands some continuing till the end of 2016:

- **Public events programme:** programmed series of events in DCC venues (talks, exhibitions, film, creative activities, Irish language events etc.) The programme contained 135 activities, including 17 exhibitions, 2 festivals, 5 publications and 4,000 people attended library-based events.
- **Public history day** on Easter Monday 2016 "RTE Reflecting the Rising" which c. 750,000 people attended with Libraries, DFB and DCC Events participating in this.
- **Promotion and marketing:** to ensure maximum engagement with the programme various advertising channels were used: city buses, train stations, Adshel poster sites and JCDecaux poster sites.
- **Dressing the City:** building banners/fencing banners erected along the route of the Easter Sunday parade ensuring excellent visual impact for a worldwide audience. Branded banners hung throughout the city on 441 lamp post for Easter including new sites in outlying areas (Ballymun and Cork Street).

- **Citywide community engagement:** over 200 community groups and schools awarded grants totalling €160,000 to hold 1916 Rising commemorative events in their local area. Activities ranged from publications to drama, from history open days to public art murals by schoolchildren. Historian Donal Fallon worked with transition year students to research their area in 1916 and publish the research.
- **Commemorative plaques:** 1916 Rising plaques unveiled at garrison sites and other sites around the city.
- **Access to historical sources:** primary documents are the heart beat of history and new digitised collections for 2016 included W&R Jacob's biscuit factory archive, photographs and letters from the 1916 era and blog articles on the history of the Rising.
- **Historian-in-residence** provided mediated access to collections and exhibitions.
- **Permanent Reminders:** restoration and re-opening of Richmond Barracks as part of the State's seven permanent reminder capital projects.

The entire programme delivered unprecedented citizen engagement with history in an accessible, free and family-friendly way.

The Council's programme, which involved multiple departments and sections, was recognised in the award of the Chambers Ireland Excellence in Local Government Awards for "Commemorations and Centenaries 2016".

New City Library at Parnell Square Cultural Quarter (PSCQ)

During 2016 the Project Stage 2(a) Sketch Design project report was completed and approved by the PSCQ Foundation. Consultants were appointed to oversee site Investigation works, the purpose of which is to garner high quality information on conditions of the buildings, grounds, etc. This information is an essential component in the design process to planning submission, reducing project risk at construction stage

Locations around Parnell Square played key roles in the events of 1916 and this was featured on the Parnell Square website during the year.

The transfer of the ownership of the Coláiste Mhuire buildings to the City Council was completed in December.

Kevin Street Library Refurbishment

The Part 8 planning notice for the next stage of the works on Kevin Street was published on 9th June 2016, with the plans going on public display until 21st July. Following completion of the Part 8 process a tender for the completion of the works was published, with a view to commencement of work in January 2017.

Home Energy Savings Kit

Dublin City Public Libraries and Codema launched the Home Energy Saving Kit project in March 2016. The kits, containing six practical tools to help save energy at home, were made available to borrow free of charge from ten library branches across the city. The success of the project led to plans for an expanded project, with the support of SEAI, to offer the kits in all branch libraries in 2017.

The Literary City – Dublin UNESCO City of Literature

Dublin UNESCO City of Literature Strategic Plan 2016 - 2018

A new strategic plan which sets the developmental framework for the realisation of the ambitions of Dublin as a UNESCO City of Literature for the period 2016 - 2018 was adopted in 2016. Covering six main themes, the plan will guide the activities, partnerships and programmes of the office of Dublin UNESCO City of Literature.

One City One Book

In 2016 we continued to lead, promote and develop Dublin as a city of literature through the UNESCO Dublin City of Literature programme and programmes such as Dublin One City One Book. *Fallen*, by Lia Mills, was the title selected for 2016. *Fallen*, which tells the story of Dubliners against the backdrop of the dramatic events of Easter Week 1916, provided a literary contribution to the Council's 1916 centenary programme. In 2016, and for the first time, Dublin partnered with Belfast for a Two Cities One Book Festival, with readers in Dublin and Belfast engaging with the same book at the same time.

Citywide Reading Campaign

The Book of Learning by E.R. Murray was the 2016 choice for the Citywide Reading Campaign. The aim of the campaign is to encourage children to read for pleasure and hundreds of children attended events with the author in eighteen branch libraries and other venues.

Words on the Street – European Literature Night

The sixth Words on the Street took place on Wednesday 18th May in the Temple Bar area, in partnership with twelve embassies and cultural institutes and guest writers and celebrity readers.

UNESCO Cities of Literature Meeting

Dublin hosted a meeting of eighteen UNESCO Cities of Literature from 23-25th May. The international meeting was an opportunity for Cities of Literature to exchange experiences, learn about each other's programmes, and plan future collaborative projects.

Dublin: A Year In Words

Dublin: A Year in Words celebrated the breadth and diversity of Dublin's contemporary poets through a year-long series of poetry videos filmed in twelve Dublin bookshops. Over the course of a year a new poem was released each month on the website www.dublincityofliterature.ie.

The International Dublin Literary Award

The twenty-first International DUBLIN Literary Award was awarded in June 2016 to Akhil Sharma, for his novel *Family Life*. 160 titles were nominated by libraries in 118 cities and 44 countries worldwide. Fifty-three of the books were in translation, and nineteen different languages were represented.

Programmes and Events

In addition to the 10,000+ regular events delivered in our branch libraries during 2016, over 900 specially programme events were delivered in libraries and other venues, attracting a total audience of almost 40,000 people.

Summer Reading Programme

Dublin City completed the nationwide Summer Reading Programme that was promoted through libraries in Ireland with 1600 children in Dublin participating. The reading programme was animated in Dublin City Public Library branches with a strand of arts activities, story-telling sessions, and plays, co-ordinated through the Children's Arts in Libraries Programme. There were a total of 106 events organised for the summer with 3,295 children enjoying and being involved in programmes that were provided for free via the library service.

Bealtaine

Every May Dublin City Public Libraries celebrates creativity as we age as part of the nationwide Bealtaine Programme. This programme inspires local communities to try out creative activities through craft workshops, creative writing, and music workshops, while introducing people to cultural programmes. Dubliners were invited to explore their local area through sound and visual art, make a print, learn to grow an edible garden, see dramatic and music performances, and in so doing enhance their personal well being. 1,021 attended Bealtaine events in public library spaces.

Heritage Week

Dublin City Public Libraries & Archives annual heritage programme is always popular with Dublin communities and 661 people attended events during Heritage Week. Talks on Dublin's graveyards, the architecture of O'Connell Street, the history of railways, and the stories which inspired Ireland's great love songs, were included in the programme.

Science Week

The Science Week programme saw 733 children from local schools attend events in the libraries'. Science road shows and Junior Einstein Science Club featured as part of the programme, explaining the world around us through scientific methods and experiments.

Outreach activities via use of Library Learning Bus

The library learning bus was fitted out as an Edwardian parlour for the 1916 commemorative programme and was also brought to other outdoor festivals, including One Family Day, The Rose Festival at St Anne's Park, and the Zeminar Youth Summit.

Dublin Festival of History

The fourth annual Dublin Festival of History took place in Dublin Castle, branch libraries, and other venues from 23rd September to 8th October. The Festival programme included over 60 talks, tours, exhibitions, films, and a family/children's day. All events were free and some 4,000 people attended.

INFORMATION AND COMMUNICATIONS TECHNOLOGY (ICT)

The City Council's Information Systems (IS) Department delivers information and communications technology services to over 4,200 users at 170 locations throughout the city. A range of Information Communication Technology (ICT) systems and processes support over 500 services available to the citizens and visitors of Dublin. These services are provided under the Service Level Agreement (SLAs) agreed with the client Departments using Information Technology Infrastructure Library (ITIL) based standards for service delivery, including formalised internal and external service level agreements. A corporate ICT strategy with strong business ownership underpins the delivery of ICT services. Industry leading applications and hardware are used to support this strategy, including major elements of the Oracle e-business suite, covering Financials and Customer Relationship Management. Clustered enterprise level servers are used with high performance virtualised Storage Area Network technology to provide resilient solutions.

The IS Department is structured around different functional units that work closely together to deliver the overall service. These units are:

- Program Management and Procurement
- Application Support and Knowledge Management
- Technical Services
- Service Level Management, Strategy and End User Computing

Program Management

This unit uses Business Process Mapping and Improvement techniques and is responsible for program and project management of I.S. related projects. In line with the standards adopted by the rest of the organisation, this unit uses the PMBOK (Project Management Body of Knowledge) framework in the management of projects. In 2016 the process to formally certify all Project Managers in PMI is underway.

During 2016, ten I.S. related projects were managed by this unit. These ranged from large corporate to technical infrastructural and departmental projects. Business cases were prepared in advance of commencing project and Benefits Assessment Realisation reports were produced post project closure. Major work in 2016 was to complete the procurement and design of the Financials r12 upgrade. This system went live in November 2016. The last phase of the TAMS (Transport Asset Management) project was also implemented in 2016 with additional modules and sections included.

Application Support and Knowledge Management

The Applications Management unit is responsible for providing and supporting corporate and departmental computer software systems. Staff in the unit ensure Information Technology systems are available, produce system reports and output files, administer databases, implement changes and manage third party support contracts. They provide support using best practice ITIL standards for a large range of corporate and departmental systems. Support is also provided for Geographic Information Systems (GIS) and the corporate BI which has been extended to several new areas this year.

Technical Services

The Technical Services Unit is responsible for the maintenance and enhancement of the technical I.T. infrastructure required to support the large range of I.T. services and systems in place across the organisation. This encompasses network, server and desktop management and support. A service desk has been established offering front line and second line support in a structured fashion. This

support is delivered using ITIL based service delivery standards, incorporating Problem Management, Issue Management, Request Management, Capacity Management and Change and Release Management.

This unit is also responsible for the provision of a Disaster Recovery and Business Continuity environment on behalf of the organisation and actively works with Risk Management groups across the organisation to co-ordinate this.

Projects completed in 2016 included the major upgrade of the corporate SAN storage that supports all systems across three data centres. This storage was upgraded to a virtualised storage environment in 2016 providing the highest levels of service availability. The new corporate data and voice network was substantially rolled out during 2016.

The IS Department has a number of managed services and niche contracts in place to provide the specialised levels of support necessary on our technical infrastructure. These services and contracts were reviewed over the last four years on a value for money basis and indeed in some cases services that were originally provided by third parties are now delivered directly by internal Dublin City Council IS Department staff. This review and renegotiation has resulted in annualised savings.

Service Level Management

Services are provided under Service Level Agreements (SLA's) agreed with the client departments using International ITIL based standards. In 2016, the Information Systems (IS) Department's Service Desk dealt with 23,000 approx calls/requests relating to IT services. These were broken down under A, B and C priority calls, with the highest priority assigned to A calls. The calls were resolved within the SLA. The service availability across all system was 99.87% which measured favourably with a targeted figure of 95%.

End user units have been extended to additional departments during the year.

HUMAN RESOURCES AND CORPORATE SERVICES

Human Resources

During 2016, the Human Resources Department supported the organisation by resourcing Departments to provide quality customer service and the efficient and effective delivery of the Council's corporate objectives as outlined in the Corporate Plan.

The total number of employees at 31st December 2016 was 5,618 (headcount). The full time equivalent (FTE) number (i.e. taking account of work sharing arrangements) was 5,290.

The total workforce number of 5,618 represents a marginal decrease on 2015 staffing levels but a reduction of 23 per cent since December 2008. The greatest reduction in resources has taken place in management grades where the reduction in numbers has been maintained at 34 per cent. Core numbers in clerical and administrative staff have reduced by 30 per cent since 2008 and by 26 and 23 percent respectively in the professional technical grades (e.g. engineer, planner, architect grades) and operational grades.

In 2016 the City Council held a number of recruitment competitions, across a range of grades and positions, addressing critical vacancies and ensuring capacity within the Council to deliver on new delivery requirements and national priorities. The net effect of this recruitment was the maintenance of employee numbers at 2015 levels.

This recruitment complemented the ongoing processes of restructuring, reassignment and prioritisation of work by management and staff which enable continuous service delivery to citizens and customers within the reduced workforce numbers.

During 2016, a new Workforce Plan for the City Council was submitted to the Department of Housing, Planning, Community and Local Government. This Plan provides a framework to address workforce priorities and challenges in the coming years and ensure that the Council continues to deliver through our employees.

During 2016, the Human Resources Department continued to engage with management, staff, Trade Unions and relevant external bodies in addressing organisational change, resolving industrial disputes and ensuring compliance with corporate and staff policies.

The City Council continued to progress a number of change proposals under the Public Service Stability Agreements 2013 – 2018.

These included the following:

- Regrading of Housing Advisors/Counter duties in Allocations
- Discontinuation of the Franchise Enumerator service
- Restructuring of the Waste Management section
- Senior Management Restructuring
- Restructure of the Corporate Health and Safety function
- Restructure of the Direct Labour Office Cleaning service

Equality Office

The Equality Office worked with Human Resources management, the LGBT Staff Network and GLEN to prepare the Council's first application to GLEN's annual Workplace Index Awards. The Council achieved 20th place in the public sector category.

During 2016, the Equality Office continued to work on initiatives to support and complement a draft revised Dignity at Work policy. A series of workshops were held to discuss matters relevant to local managers who have responsibility to address complaints locally and an e-module was commissioned to address matters raised.

Employee Relations Unit

The Employee Relations Unit worked closely with all Departments and managers to ensure the achievement of productivity measures. The management of attendance remained a high priority in 2016, with the rollout of a training programme on attendance management for line managers across the organisation. The Human Resources Department also continued to implement the standardised provisions of the Public Service Single Sick Leave Scheme and the Critical Illness Protocol.

Corporate Health and Safety Office

During 2016, the Corporate Health and Safety Office continued to monitor Safety, Health and Welfare at Work performance to foster and maintain a culture of continuous safety, health and welfare across Dublin City Council in line with Health and Safety legislation.

Over 900 training days (including Occupational First Aid and Safe Pass) were organised by the Corporate Health and Safety Office in 2016 and is represented on the HSA/LGMA Liaison Group and HSA Construction Advisory Group.

Staff Support Services

In 2016, the Council maintained its provision of staff support services as part of an overall employee assistance programme.

Performance and Development Unit

The objective of the Performance and Development Unit is to improve performance and develop capability across the City Council by providing all staff with the necessary competencies and skills to deliver quality services to ensure that Dublin continues to be an enterprising place in which to conduct business successfully, a welcoming place to visit and enjoy and an inclusive and sustainable place in which citizens can live happily with a positive quality of life.

During 2016, the Performance and Development Unit provided, developed and introduced a number of initiatives as part of its Learning and Development Strategy. These included the following:

- The development of a new competency based programme for employees at middle management grades.
- The introduction of a revised Learning and Development Scheme of Assistance aimed at enhancing the capability of our employees and developing key skills and competencies in areas and disciplines identified by the organisation
- The delivery of a programme designed to give an overview of each of the key services, and the principle pieces of legislation underpinning the services currently being provided by Dublin City Council
- The development of bespoke courses for staff assuming new roles and responsibilities as a result of organisational restructure
- The continued provision of training in computer programmes such as Microsoft Word and Excel
- The running, in partnership with the City of Dublin Vocational Educational Committee of “Introduction to Computers” courses

In addition, the Performance and Development Unit supported the continuous professional development of professional and technical employees across the City Council

Corporate Services

Customer Services

The Council's Customer Services Centre provides a single point of contact for customers and citizens, irrespective of the channel of communication they wish to use, where they can carry out their business and source whatever information they wish about Dublin City Council and its services. In 2016 the two Customer Services locations amalgamated into a single location to improve the service to our customers.

In 2016 Customer Services answered 182,915 calls with more than 51% of these calls being answered within 30 seconds, with the average delay being 67 seconds per call to be answered. There was a 59% First Contact Resolution Rate (customers being dealt with, without the need to transfer them to anybody else).

Customer Services retained its "Q-mark" Award for the 8th consecutive year in 2016, in the Quality Management Systems category, with a score of 78%, an increase on the 2015 score, demonstrating that it continues to perform at a very high level. Customer Services continues to benchmark with the UK Local Government Benchmarking Group, to get data on performance in comparable businesses and to set trends in best performance. Customer Services continued its involvement with the 2016 "Tweet Day" and demonstrated and advised customers on how best to deal with their specific queries. Customer Services completed in excess of 400,000 transactions during 2016, across a range of channels, for example isupport, phone, e-mail.

Irish Language

An tAonad Forbartha Gaeilge (The Irish Development Unit) continued its work during 2016 in the promotion and provision of good quality Customer Services as Gaeilge by the Council. The office provided practical support and advice to all Departments in relation to dealing with customers – via written, web, media and oral communication.

The City Council's major role in the commemorative events during 2016 required the resources and expertise of the Unit during the year. The Unit provided assistance and support with the year's extensive programme of commemorative events, including Irish translations for plaques, invitations, exhibitions and press releases.

The Irish Development Unit continued during 2016 to engage the services of Coláiste na hÉireann, Gaelchultúr to offer FETAC level 3, 4 & 5 Certificates in Professional Irish to employees. The success of these courses has enabled the Council to increase the number of employees who are willing and able to conduct business through Irish if requested.

By imparting advice and guidance in relation to statutory language legislation and its practical application, the Unit continues help the Council to develop its Irish Language Services.

Energy Efficiency

The Facilities Management Unit of Corporate Services continued its commitment to reducing energy usage in the Civic Offices in line with the National Energy Efficiency Plan. Over 200 PV (Photovoltaic) panels were installed on the roof of the Civic Offices which is one of the biggest installations of this type in the country. The Facilities Management Unit, in conjunction with the City Architects Division and Codema, also enabled the installation of PV Panels on the roofs of Cabra, Raheny and Coolock libraries and Irishtown Leisure Centre.

In addition to the above, other initiatives included installation of LED lighting, replacement of energy inefficient plant & machinery and continuous monitoring of gas, electricity and oil usage all of which will contribute significantly to reducing the Civic Offices utilities bills and carbon footprint.

Coordination of Dublin City Council Award Submissions.

The Corporate Services Department co-ordinates Dublin City Council's submission for the Chambers Ireland Excellence in Local Government Awards, which are held annually.

These awards showcase best practices in local government.

In 2016, Dublin City Council won the Excellence in Local Government Award in the Commemorations and Centenaries category for submission made by Dublin City Libraries entitled '*Dublin Remembers 1916 – 2016: Is Cuimhin Linn*'.

Freedom of Information

Section 8 of the Freedom of Information Act 2014 requires FOI Bodies to proactively publish information and produce a Publication Scheme. The deadline for publication of the Scheme is 14th April 2016.

During 2016, the information management unit co-ordinated with Departments in relation to 512 requests received under the FOI legislation.

Freedom of Information Statistics for 2016

Personal	163
Non-personal	349
Mixed	0
Number of requests processed in 2016	510
Requests granted	225
Requests part-granted	185
Requests refused	73
Requests transferred	2
Requests withdrawn	21
Requests withdrawn and handled outside of FOI	4
Requests for Internal review received	39
Appeals to the Information Commissioner	7
Number of live cases at 31/12/2016	30

Source of requests

Press	199
Business	34
Oireachtas	11
Staff	7
Clients	240
Other	21

The number of FOI requests to Dublin City continues to rise. Applications for 2016 were up by 9% and the number of requests from the Press increased by 48%.

Glossary of Terms

AFS	Annual Financial Statement
AHBs	Approved Housing Bodies
AILG	Association of Irish Local Government
BER	Building Energy Rating
BI	Business Intelligence
BRL	Ballymun Regeneration Ltd.
CCMA	County and City Management Association
CGLC	Community Gain Liaison Committee
CISM	Critical Incident Stress Management Network Ireland
CODEMA	City of Dublin Energy Management Agency
CPG	Corporate Policy Group
CRM	Customer Relations Management
DCC	Dublin City Council
DCSN	Dublin City Sports Network
DCU	Dublin City University
DCYA	Department of Children and Youth Affairs
DEIS	Delivering Equality of Opportunity in Schools
DFB	Dublin Fire Brigade
DHPCLG	Department of Housing , Planning, Community & Local Government
EMR	Eastern-Midlands Region
EMWRO	Eastern- Midland Regional Waste Management Office
ERCC	East Regional Communications Centre
ERDF	European Regional Development Fund
ESOL	English for Speakers of Other Languages
EU	European Union
FDI	Foreign Direct Investment
FETAC	Further Education and Training Awards Council
FLAG	Flooding Advisory Group
FOI	Freedom of Information
FTE	Full-time Equivalent
GDA	Greater Dublin Area
GIS	Geographic Information Systems
GLEN	Gay & Lesbian Equality Network
HAP	Housing Assistance Payment
HSA	Health & Safety Authority
HSE	Health Service Executive
HZI	Hitachi Zosen Inova
IBYE	Ireland's Best Young Entrepreneur
ICE	Inner City Enterprises
ICSH	Irish Council for Social Housing
ICT	Information & Communication Technology
IS	Information Services
ISEN	Irish Social Enterprise Network
ITIL	Information Technology Infrastructure Library
JPC	Joint Policing Committee

KPI	Key Performance Indicator
LAMA	Local Authorities Members Association
LAP	Local Area Plan
LCDC	Local Community Development Committee
LECP	Local Economic and Community Plan
LEIP	Local Environmental Improvement Plans
LEO	Local Enterprise Office
LGMA	Local Government Management Agency
LiDAR	A surveying technology that measures distance by illuminating a target with a laser light.
MFI	Microfinance Ireland
MTR	Mortgage to Rent Scheme
NAMA	National Asset Management Agency
NGO	Non-Governmental Organisation (NGO)
NTA	National Transport Authority
NTMA	National Treasury Management Agency
NWED	National Women's Enterprise Day
NZEB	Nearly Zero Energy Building
OPW	Office of Public Works
PMBOK	Project Management Body of Knowledge
PPE	Personal Protective Equipment
PPN	Public Participation Network
PSCQ	Parnell Square Cultural Quarter
PV	Photo Voltaic
RAS	Rental Accommodation Scheme
RIAI	Royal Institute of Architects in Ireland
RTE	Raidió Teilifís Éireann
RTPI	Real Time Passenger Information
S to S	Sutton to Sandycove
SAN	Storage Area Network
SCATS	Sydney Co-ordinated Adaptive Traffic System -Dublin City Council's traffic management system
SDRA	Strategic Development and Regeneration Area
SDZ	Strategic Development Zone
SICAP	Social Inclusion Activation Programme
SJSU	San Jose State University
SLA	Service Level Agreement
SME	Small & Medium Enterprises
SPC	Strategic Policy Committee
TAMS	Transportation Asset Management System
TBCT	Temple Bar Cultural Trust
TII	Transport Infrastructure Ireland
TURAS	Transitioning Towards Urban Resilience and Sustainability. The "TURAS" initiative brings urban communities and businesses together with local authorities and researchers to collaborate on developing practical new solutions for more sustainable and resilient European cities.
UNESCO	United Nations Educational, Scientific and Cultural Organisation
WISER	Working with Industrial Spaces to Exemplify Reuse

Introduction to Annual Financial Statement

Introduction

I am pleased to present the Annual Financial Statements of Dublin City Council for the financial year ended 31st December 2016. Comparative figures are given for 2015. Dublin City is the economic hub of the Dublin Region, which in turn is the economic hub of the State. Dublin City has a diverse economy, a source of employment and income for an area well beyond the City itself. Dublin is a centre for retail, financial, higher education, medical, cultural and entertainment activities.

Review of Dublin City Council's Financial Performance in 2016

Dublin City Council had an overall deficit for the year of €2.5m, which when added to our opening general reserve of €28.6m gave a closing reserve of €26.1m. The Council's bank position at the end of 2016 was a credit balance of €24.3m, and the Council operated in credit for 365 days in 2016. At the year end the Council had €117.8m invested with Financial Institutes on our behalf and on joint deposit. The City Council's bank balance included cash on hand of €1.5m relating to Loan Redemptions and Relending and €3m working capital cash received from Irish Water in relation to the operation of the Service Level Agreement. Further detail is available in the Statement of Funds Flow.

In 2016 the Entry Year Property Levy secured an additional €0.36m income and the Non Principal Private Residence Charge was €3.06m greater than originally budgeted for. Irish Public Bodies Mutual Insurances paid a dividend of €533k.

Dublin City Council adjusts and matches both operational day to day spend and its long-term capital investment programme with available funding and resources. Central to all of Dublin City Council's services is the objective to maintain and support businesses and households through the provision of quality value driven services.

Financial Management Measures 2016

Over the course of 2016 Dublin City Council managed its resource base effectively. The City Council have in place a programme of prudent expenditure controls, strengthened debt collection measures, limited exposure to capital projects and accelerated a review process of work practices and resource demands. This programme continues into the future. It has been a key enabler in the City Council's capacity to limit the impact of reduced resources on services to the relatively low level that has occurred. The programme is critical to continuing to make changes in how Dublin City Council works. It will assist in further service reviews over the course of 2017 and beyond.

These effective controls have enabled Dublin City Council to bring forward the advantage of once off issues such as additional income that arose with regard to the Non Principal Private Residence charges.

Accounting Statements, Notes & Appendices

The aim of the Annual Financial Statement is to fairly present the financial position of Dublin City Council as at the end of 2016. This is achieved through the production of Statements, Notes and Appendices, as required by the regulatory accounting framework set by the Minister for Housing, Planning, Community and Local Government. The purpose of each of these documents is set out in the glossary.

Changes to Accounting Policies

Changes to Accounting Policies are set out later regarding the accounting treatment relating to:

- Development Contributions
- Local Property Tax
- Lansdowne Road Compensation
- Remittance of PRD in 2017
- Other matters

Revenue Expenditure

During 2016, Revenue (i.e. day to day operations) Expenditure amounted to €817.5m with income of €815m, giving an excess of expenditure over income of €2.5m (see Table 1). This demonstrates a decrease in General Reserves of €2.5m

Table 1: Revenue Expenditure 2016

	€m
Revenue Expenditure on City Council Services	817.5
Revenue Income (Government Grants, Service Charges & Rates)	815.0
Excess of Expenditure over Income	(2.5)

Transfers to Reserve Fund

As required by the regulatory accounting framework set by the Minister for Housing, Planning, Community & Local Government, expenditure shown in the 2016 Statement of Comprehensive Income is net of transfer to reserves i.e. transfer to reserves are excluded. Note 14 "Transfers from / (to) Reserves" provides greater detail on these transfers. The movement from gross expenditure to net expenditure indicated in the AFS is set out in Table 2.

Table 2: Movement from Gross to Net Expenditure 2016

	€m
Expenditure	770.0
Transfers to Reserve	47.5
Final Expenditure	817.5

Income is also expressed in the AFS net of transfers from reserves, as presented in Table 3.

Table 3: Movement from Gross to Net Income 2016

	€m
Income	468.5
Rates Income	324.5
Local Property Tax	6.8
Pension Levy	12.3
Income before Transfers	812.1
Plus Transfers from Reserves	2.9
Final Income	815.0

Capital Expenditure

Expenditure in 2016 on Capital projects and investment net of internal transfers was €229.7m. This spend forms part of the Capital Programme 2016 to 2018 of €686m. This expenditure of €229.7m was funded through income net of transfers of €241.7m and net transfers of €30.1m, giving an excess of income over expenditure of €42.1m. (See Table 4)

Table 4: Capital Account 2016

	€m
Opening Balance (Debit)	(77.5)
Expenditure as at 31 st December 2016	229.7
Income	241.7
Net Transfers (€33.0 - €2.9)	30.1
Closing Balance 31 st December 2016 (Debit)	(35.4)

Accounting Policies

The Accounting Policies used in the preparation of the AFS are set out in the Statement of Accounting Policies. Dublin City Council is fully compliant with the regulatory accounting framework as determined by the Department of the Housing, Planning, Community and Local Government.

Statutory Audit

Dublin City Council undergoes an annual audit, required by statute, carried out by the Local Government Audit Service (LGAS). The Audit for the financial year 2016 commenced in January 2017.

This Audit provides an independent review to help assure a fair presentation of Dublin City Council's financial position. Dublin City Council is also subject to audit in relation to EU funding, NRA funding, tax compliance and audits with a Value For Money objective through the LGAS.

Development Contributions

Section 48 of the Planning and Development Act 2000 enables Dublin City Council when granting a planning permission under Section 34 of the Act to include conditions requiring the payment of a contribution. This contribution is in respect of public infrastructure and facilities benefiting development in the area of the planning authority and that is provided, or that is intended will be provided by or on behalf of a Local Authority (regardless of other sources of funding for the infrastructure and facilities). Dublin City Council's first Development Contributions Scheme under the 2000 Act came into operation on 1st January 2004 and a subsequent scheme (2010 – 2017) came into operation on 1st January 2010.

Following a review of the 2010-2017 Scheme, the Development Contribution Scheme 2013-2015 was adopted by the Elected Members in December 2012. The 2013-2015 scheme was reviewed in 2015 and the current scheme is now the Development Contribution Scheme 2016-2020 which was adopted by the Elected Members in December 2015. The Annual Financial Statement for the financial year 2016 includes values for development contributions as set out in Table 5. Changes in the accounting policy requires that Dublin City Council include details of current development contributions outstanding at year end only i.e. details of long term debtors are no longer to be included.

Table 5: Development Contributions 2016

	€m
Development Contributions Outstanding at the Year End	23.8

Rates

Rates are levied by Dublin City Council on the occupiers and owners (in some cases) of commercial properties in Dublin City. Rates income in 2016 amounted to €324.5m, and accounts for 40% of Dublin City Council's funding for day-to-day services.

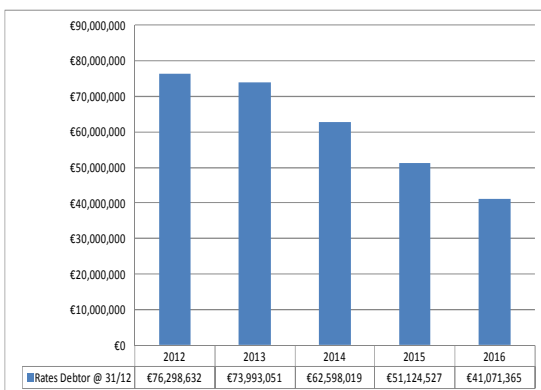
Rates are based on rateable valuations of properties as set by the Commissioner of Valuation, and the annual rate on valuation (the multiplier) is determined each year by reserved function of the elected members of Dublin City Council (see Table 6).

Table 6: Rates Income 2013 – 2016

	2013	2014	2015	2016
	€m	€m	€m	€m
Commercial Rateable Valuation of City	5.6	1,332	1,313	1,267
ARV (multiplier)	60.58	0.257	0.256	0.256
Rates Income	339.00	342.00	336.26	324.5

Trading conditions for business in 2016 involved many pressures and varied extensively. Commercial rates underpin all services provided by Dublin City Council. All rate payers are pursued so that compliant rate payers can be assured that non compliant rate payers will discharge their liability. Dublin City Council's collection of the current year charge increased from 88% to 90% in 2016. Arrears reduced from €51.1m at 1/1/2016 to €41.1m at 31/12/16. (See Table 7)

Table 7: Rates arrears 2012 – 2016



The Valuation office carried out a review of commercial property valuations in Dublin City and determined revised valuations in the context of trading conditions in April 2011. The revaluation outcome was that 56% of ratepayers have reduced rates liabilities, 41% have increased rates liabilities, with 3% having no change in their commercial rates liability. The revaluation process was intended to be neutral (i.e. Dublin City Council should not have benefited from an increased yield nor suffered a reduced yield from commercial rates as a consequence of the revaluation). This has not been the case.

There is an extensive appeals process for ratepayers who are unhappy with the outcome of the revaluation process. The first stage involves an appeal to the Commissioner of Valuation. The second stage involves an appeal to the Valuation Tribunal – an independent body established to determine such appeals. There is also a further right of appeal to the High Court on a point of law. The Revaluation was effective in Dublin City from 1st January 2014.

FINANCIAL MANAGEMENT

System of Internal Controls

The Executive of Dublin City Council acknowledges its responsibility for systems of internal control in Dublin City Council including putting in place processes and procedures for the purpose of ensuring that control systems are effective. These systems can provide reasonable and not absolute assurance that assets are safeguarded, transactions are authorised and properly recorded, and that material errors or irregularities are either prevented or detected in a timely period. Effective internal control systems enable Dublin City Council to meet its responsibilities for the integrity and accuracy of its accounting records.

Dublin City Council has taken steps to ensure an appropriate control environment is in place by:

- Clearly defining and documenting Management's responsibilities and powers
- Strengthening a strong culture of accountability across all levels of the organisation
- The work of Internal Audit
- The work of the Central Procurement office
- The work of the Risk Management function
- The work of the Ethics Officer
- The work of the Audit Committee
- External Audit and scrutiny through many channels

Financial management reporting in Dublin City Council is robust and thorough. A rigorous system of monthly financial monitoring ensures that any significant budget variances are identified and appropriate actions are taken to minimise any adverse financial impact. The system of internal financial control is based on a framework of regular management information, administrative procedures including segregation of duties, and a system of delegation and accountability. In particular it includes:

- A comprehensive budgeting system with an annual budget which is reviewed and agreed by the elected members
- Regular financial reviews; weekly, monthly and quarterly financial reports which indicate financial performance against forecasts on both expenditure and income and variance analysis evaluation
- Setting targets to measure financial and other performances
- Clearly defined capital investment control guidelines
- Formal project management disciplines
- Strict policies and procedures for the receipt, recording and control of monies. These procedures are regularly reviewed and audited.

Internal Audit

The primary role of Internal Audit is to provide assurance to Senior Management and to the Audit Committee that the various risks facing the Council have been identified and appropriate internal controls are in place to manage those risks.

Internal Audit is a key player in the Corporate Governance process and makes a valuable contribution to the effective management of Dublin City Council. The concepts of accountability and transparency are important principles in responsible governance, implying openness to scrutiny and a requirement to report on performance. Internal Audit facilitates this process by providing an independent review function to Management, to assure that services are being provided in an efficient, effective and economic manner and in conformity with legal requirements. In 2016, 7 Internal Audit reports were issued covering a wide range of issues.

Management and Staff

Dublin City Council acknowledges the committed work of staff. The high quality of services, projects and interaction is due to their dedication and tremendous contribution. Dublin City Council is fully committed to the development of staff. Dublin City Council wishes to be considered as a destination employer, attracting the best staff to achieve our vision for Dublin City and is an equal opportunities employer. The Finance Department and others operate a Continuing Professional Development support scheme for staff to assist in retaining and developing professional skills and knowledge.

Finance Strategic Policy Committee

The Finance Strategic Policy Committee (SPC) provides leadership and direction on key areas relating to the financing of Dublin City Council. Key topics pursued during 2016 were:

Local Government Funding:

- Hotel Bed Tax
- Local Property Tax – statistics

Rates:

- Rates Debtors 2015
- Debt Management – Rates Collection
- Rates Exemptions on Government properties – letter to Seamus McCarthy, Comptroller and Auditor General
- Rates Exemptions (Schedule 4)

AFS:

- Annual Financial Statement 2015 including Debtor Report

Pensions:

- Pension Liabilities

Motor Tax:

- Dublin City Council - Motor Tax Efficiency Recommendations

Audit Committee

- Audit Committee – Minutes of all meetings

Housing related Funding issues:

- Cost of Pyrite Works – update from Housing and Community Services Department
- Housing Acquisitions update from Brendan Kenny, Asst. Chief Executive, Housing and Community Services Department

Waste Related:

- Community Gain Fund for the Dublin Waste to Energy Project
- Outstanding Domestic Waste Debtors update from Dick Brady, Asst. Chief Executive, Environment and Transportation Department

Planning related:

- Development Contributions Scheme report
- Community Group Lettings/Licences – copy report from Paul Clegg, Planning and Property Development Department

Water related:

- Water and Drainage Related Assets of Dublin City Council

KPIs and NOAC

- Dublin City Council Performance Indicators 2015
- NOAC Performance Indicators in Local Authorities 2014 – published December 2015
- Cost of compiling NOAC performance indicators update from Mary Pyne, Head of Human Resources and Corporate Services

Related Companies:

- BRL recoupment
- Dissolution of the Dublin Docklands Development Authority - update
- Temple Bar Cultural Trust - update
- Establishment of Ringsend Toll Bridge Designated Activity Company (DAC)

BIDs:

- BIDs report year ended 31st December 2015

Lobbying

- Lobbying Act – Transparency Code & Requirements

Presentations made:

- City Centre Trading Environment - Presentation from DublinTown
- Housing Finance Agency – presentation by Dr. Michelle Norris, Chair of HFA
- Dublin Business Innovation Centre – Michael Culligan, Chief Executive Officer
- Local Enterprise Office Dublin City – grants presentation from Greg Swift, Head of Local Enterprise

Motions dealt with:

Cllrs. Noeleen Reilly, Daithí Doolan, Greg Kelly and Mícheál MacDonncha - *That Dublin City Council calls on the New Minister for Housing, Planning and Local Government Simon Coveney to provide clarity as a matter of urgency on the position of Irish Water facilities which have been made exempt from rates under Section 12 of the Water Services Act 2014 which has a value of €14.05m to Dublin City Council*

OVERVIEW OF PRIORITIES FOR 2017

Local Property Tax

The net effect of the implementation of LPT to DCC's funding base 2015 to 2017 is set out in Table 8. Additional funding of €4.1m in 2015 via LPT recurred in 2016 and reduced in 2017 to €3.9m i.e. in 2016 there was no 'new' additional LPT funding and in 2017 there was less LPT funding. This funding supports current service provision. There is an expectation on the part of Dublin householders discharging their LPT liability, of additional service provision as a consequence. The introduction of the LPT is broadly understood to be a 'new' funding source for local government. However, LPT income has in the main replaced funding that was previously allocated by Government. In addition, €48m of LPT paid by households in Dublin City over the period 2015 to 2017 was used to fund local services outside Dublin City in other local authority areas.

Table 8 – LPT Funding Movements 2015-2017

	Budget 2015	Budget 2016	Budget 2017
	€m	€m	€m
LPT Receipts	82,659,298	77,547,442	79,467,549
Equalisation	16,531,859	15,509,488	15,893,510
15% Decrease	12,398,895	11,632,116	11,920,132
Self Funding (Roads & Housing)	46,928,600	43,861,135	28,584,938
Balance	6,799,944	6,800,295	23,068,969
Less LGF/GPG	2,667,330	2,667,330	2,667,330
	4,132,613	4,132,965	20,401,639
Less PRD	-	-	16,428,262
Discretionary Funding	4,132,613	4,132,965	3,973,377
Loss in available funding			159,588

Commercial Rates

The Valuation Office completed the revaluing of all non-domestic properties in the City Council area in 2013, with new valuations taking effect from 1st January 2014. The revised valuations form the basis for the determination of commercial rates from 2014. The revaluation process was intended to be revenue neutral for the City Council - the relevant legislation provides that rates yield should not increase or decrease as a direct result of the revaluation. There is an extensive appeals process as outlined previously.

Appeals are not determined until after the revenue neutral ARV is set. Successful appeals have resulted in significant downward movement in valuations. The exact quantum of this loss will be known during 2017. The revaluation process has not, in any way, been neutral to the City's funding base. In 2016, the loss of rates income through global revaluations (i.e. €3.2m) was compensated by a *once off* grant from the Department. This loss of €3.2m impacts from 2017 onwards. Table 9 sets out the cumulative loss of rates income to Dublin City Council through the revaluation process (global valuations and routine commercial valuations) over the period 2014 to 2017 of €43.2m. There have been no compensatory measures applied to Dublin City Council for this perpetual loss. The Council's ARV did not increase since 2009, having been reduced year on year from 2009 to 2015 and held stable in 2016. In the face of the funding pressures including the loss of rates income due to revaluation appeals the ARV has increased in 2017 by 0.75% to 0.257.

Table 9 – Cumulative loss of Rates Income to DCC through revaluation 2014 – 2017 (€m)

Year	VO	VT ¹	VT ²	VT ³	Globals	Total
2014	4.4	2	3	0.6		10
2015	4.4	2	3	0.6		10
2016	4.4	2	3	0.6		10
2017	4.4	2	3	0.6	3.2	13.2
Total	17.6	8	12	2.4	3.2	43.2

VO: Valuation Office

VT¹: Valuation Tribunal - 1st batch of appeals

VT²: Valuation Tribunal - 2nd batch of appeals

VT³: Valuation Tribunal - 3rd batch of appeals

Homeless Services

The numbers of persons presenting as homeless increased again in 2016 and has stabilised in 2017. The numbers of families with dependent children presenting as homeless continues to be of concern. The costs of service provision for homeless persons have increased in line with demand. Trends in demand for homeless related services have been

well documented and debated in recent times. Many households are accommodated on a temporary basis in hotels which is expensive and unsatisfactory. While the causes of homelessness are many and complex, a key factor has been the inability of low income households to secure and sustain private rented accommodation in the face of significant increases in rents and caps on rent supplement payments. The Minister for Housing, Planning, Community & Local Government published the Action Plan for Housing and Homelessness: Rebuilding Ireland which is built on 5 key pillars, one of which is to address homelessness. Action has been taken to stabilise the housing rental market in areas of high housing demand. The Minister's commitment to tackling homelessness and to Dublin City Council's services for those presenting as homeless is evident.

The level of expenditure being incurred on homeless service has increased disproportionately to other Local Authority service costs. Increased demand for homeless services has to date presented a severe funding liability for Dublin City Council, and to a lesser extent the other Dublin local authorities (the service is managed on a regional basis by the Dublin Region Homeless Executive), as there has been a departure in recent years from the original funding framework of 90% recoupment of expenditure on homeless services from the State.

The Public Service Agreement

The Government provided compensation in relation to increased payroll costs arising from the implementation of the Public Service Agreements. In 2016 funding of €2.6m was confirmed to meet additional payroll costs of €2.9m. The Government decision to accelerate pay increases to staff from September to April brings a consequential additional payroll cost of €2.5m.

IW Related Exempted Rates

The introduction of Irish Water (IW) gave responsibility for water and drainage related services from Local Authorities to IW. Related assets, previously held by Dublin City Council were transferred to the company. Section 12 of the Water Services Act 2014 states that IW will not be liable for rates on the facilities transferred to the company from Local Authorities that previously had a rates liability. The Department gave a grant to the affected Local Authorities to the value of lost rates related to the IW in 2015 and 2016. This grant amounts to €13.5m. The Department has given a further commitment to funding the rates income foregone by the exemption of IW related rateable properties *in 2017 only*. It is important that the Government recognise that it is simply not possible for Dublin City Council's severely reduced funding base to absorb a loss of funding on this matter and that this funding should be confirmed into the future.

DFB Emergency Ambulance Service

The HSE currently pays the City Council €9.18m per annum in respect of the cost of providing the DFB emergency ambulance service. The Brady/Flaherty report on the DFB emergency ambulance service is awaited. The 2017 budget was prepared based on additional income of €4m being provided from 2017 from the HSE towards the cost of the service. DCC is confident that the inadequacy of the current recoupment by the HSE will be recognised in the Brady/Flaherty report.

Pension Liabilities

The Accounting policy relating to pensions (item 5 in the list of accounting policies) has been amended in the prescribed accounting code for local authorities. Dublin City Council's Finance Strategic Policy Committee has twice commissioned actuarial evaluations of Dublin City Council's future pension liabilities, in 2005 and 2009. The evaluation was carried out by the Department of Finance's actuarial service. The principal findings were that the pension liability of Dublin City Council, at that time, amounts to €1.8bn, at a discount rate of 5.5%, increasing to €2.4bn, at a discount rate of 4%. Increases in pension costs are financed through revenue income. Sustained increases form a steadily increasing demand on funds, which might otherwise fund service provision/improvements. The Finance Strategic Policy Committee has successively corresponded with the Department of Housing, Planning, Community & Local Government and the Department of Finance on this issue, outlining the funding pressures arising from increasing pension liabilities. The Department of Public Expenditure and Reform are currently carrying out a review of public sector pension liabilities.

Insurances

Dublin City Council has for some time 'self insured' with regard to major risk areas (e.g. public liability, employer liability, property, professional indemnity) with insurance cover only being purchased in respect of individual claims above a certain level. The Chief Executive undertook a review of DCC's insurance arrangements. On the basis of this review, DCC has moved, with effect from 1st February 2017, to 'ground up' insurance cover across all risk areas. This means that Dublin City Council has changed from a basis of low premiums, high excesses and high pay out values to significantly higher premiums, low or zero excesses and lower pay out values. As part of this review, the value of outstanding claims related liabilities was determined at circa €34m. This liability will be funded, as it crystallises, through an insurance reserve and additional funding in the 2016 and 2017 budgets.

CONCLUSION

Dublin City Council services support business, residential and visitor life in the City. Service demand remained high in 2016 notwithstanding economic pressures, and this remains the case in 2017. Dublin City Council will continue to closely link service provision with available resources. Notwithstanding movements in resources, services will be delivered to the highest quality and represent value for money.

The staff of Dublin City Council is committed to supporting the ongoing development of the Dublin economy. During 2016 many notable events were held here in Dublin and in the process the City's international reputation and image has been significantly enhanced.

I would like to thank the staff of all Departments for their co-operation and especially my colleagues in the Finance Department for their work in producing the Annual Financial Statement, in particular Antoinette Power, Head of Financial Accounting and the staff of the Financial Accounting Unit. I also wish to thank the members of Dublin City Council in relation to their consideration in resolving the many financial issues which arose during 2016. I also wish to acknowledge the contribution made by Members of the Audit Committee and its Chairperson Brendan Foster. Finally I would like to thank in particular the Members of the Finance Strategic Policy Committee and its chairperson Cllr Ruairi McGinley, for their contribution and commitment.

Kathy Quinn, CPFA

Head of Finance

Changes to Accounting Policies AFS 2016

The Minister for Housing, Planning, Community and Local Government has advised of the following changes to the prescribed Accounting Code of Practice for Local Authorities.

Development Contributions

The reporting of long term development contribution debtors and deferred income is to be amended so that they are no longer shown separately.

Short term development levy debtors are included in note 5. Income from development contributions not due to be paid within the current year is deferred and not separately disclosed in the financial statements.

Local Property Tax

The recording, accounting and reporting of the self-funding element of Local Property tax is now all accounted for as grants.

- The self-funding element is recorded above the line within the relevant housing or roads division and is reported under grants / LPT.
- **Appendix 3** will no longer show LPT Self-Funding separately, however for AFS 2016 the table will continue to show the heading *LPT Self-Funding* for the prior year comparatives. This row will be removed for AFS 2017.
- **Appendix 9** – Removed for 2016

Specific Revenue Reserve

Each Local Authority can eliminate their f deemed appropriate in individual LA's for the purpose of one, or a combination of the following:

- I. Write down of General Revenue Reserve deficits
- II. Write down of unfunded capital project balances

Accounting Treatment for Lansdowne Road Compensation in 2016

Compensation for the impact of the Lansdowne Road agreement on PRD income, pay and pensions is to be accounted for as a miscellaneous grant income under H11 in 2016.

Accounting Treatment for Remittance of PRD in 2017

PRD deductions currently retained by local authorities as an income stream are required, **from 1 January 2017 on**, to be remitted directly to the Department. As pay periods may cross over years, only the amounts in respect of pay over year should be remitted.

Therefore PRD is no longer to be accounted for as income but treated in the same manner as all other payroll deductions.

Policy 5 – Pensions

A note for insertion in the AFS referring to FRS 17 is prescribed.

Policy 10- Development Debtors and Income

The policy note has been amended to reflect the changes in the reporting of development contributions.

Policy 16- Related Parties

A policy note is to be added in accordance with the Accounting Code of Practice and best accounting practice. The note discloses current practices and does not place any new requirement on Local Authorities beyond what is currently required.

Accounting Policy - Transfer of Responsibility for the Delivery of Water Services

Removed from Accounting Policies

Accounting Policy Insurance

Removed from Accounting Policies

Accounting Policy Debtors and Creditors Removed from Accounting Policies

STATEMENT OF ACCOUNTING POLICIES

1. General

The accounts have been prepared in accordance with the Accounting Code of Practice ACoP on local authority accounting, as revised by the Department of Housing, Planning, Community and Local Government (DHPCLG) at 31st December 2016. Non-compliance with accounting policies as set out in ACoP must be stated in the Policies and Notes to the Accounts.

2. Statement of Funds Flow (Funds Flow Statement)

A Statement of Funds Flow has been introduced as part of AFS 2011. While the guidance of International Accounting Standard 7 Statement of Cash Flows has been followed, the business of local authorities is substantially different to most private sector organisations and therefore some minor changes to the format have been agreed to ensure the data displayed is meaningful and useful within the local government sector. For this reason the statement is being referred to as a 'Statement of Funds Flow'. The financial accounts now include a Statement of Funds Flow shown after the Statement of Financial Position (Balance Sheet). Notes 17 – 22 relate to the Statement of Funds Flow and are shown in the Notes on and forming part of the Accounts section of the AFS. Note 19 details Project/Non Project/Affordable/Voluntary balances, which can be either a debit or a credit balance. The funds flow assumes that these are debit balances and bases the (Increase)/Decrease description on this.

3. Accruals

The revenue and capital accounts have been prepared on an accrual basis in accordance with the Code of Practice. **(Each local authority should list the areas where they are not complying with this policy, e.g. development contributions)**

4. Interest Charges

Loans payable can be divided into the following two categories:

- Mortgage related loans
- Non- mortgage related loans

4.1 Mortgage Related Loans

Mortgage related loans have a corresponding stream of income from long term advances (i.e. monies lent by the local authorities to borrowers), for the purchase of houses. Only the interest element is charged or credited to the Statement of Comprehensive Income (Income and Expenditure Statement).

4.2 Non Mortgage Related Loans

Note 7 to the accounts sets out the types of borrowing under this heading. Loans relating to assets/grants, revenue funding will not have a corresponding stream of income. Bridging finance will eventually become part of permanent funding. Loans in respect of the other headings will have a corresponding value in Note 3.

5. Pensions

Payments in respect of pensions and gratuities are charged to the revenue account in the accounting period in which the payments are made. The cost of salaries and wages in the accounts includes deductions in respect of pension contributions (including Widows and Orphans) benefits under the Local Government Superannuation Scheme and the Single Public Service Pension Scheme. The Single Public Service Pension Scheme ("Single Scheme") commenced with effect from 1 January 2013. Employee contributions for the Single Scheme continue to be deducted by local authorities but are remitted centrally to DPER.

6. Agency and Other Services

Expenditure on services provided or carried out on behalf of other local authorities is recouped at cost or in accordance with specific agreements.

7. Provision for Bad & Doubtful Debts

Provision has/has not been made in the relevant accounts for bad & doubtful debts.

8. Fixed Assets

8.1 Classification of Assets

Fixed assets are classified into categories as set out in the Statement of Financial Position (Balance Sheet). A further breakdown by asset type is set out in note 1 to the accounts.

8.2 Recognition

All expenditure on the acquisition or construction of fixed assets is capitalised on an accrual basis.

8.3 Measurement

A Statement of Financial Position (Balance Sheet) incorporating all of the assets of the local authority was included for the first time in the Annual Financial Statement for 2003. The assets were valued based on the 'Valuation Guideline' issued by the DHPCLG. All assets purchased or constructed as from 1/1/2004 have been included at historical cost. Accounting policies relating to leases are currently being developed and will be reflected in the financial statements at a future date.

8.4 Revaluation

As set out in a revision to the Accounting Code of Practice it is policy to show fixed assets at cost. Maintenance and enhancement costs associated with Infrastructure assets are not currently included in fixed assets but will be reviewed at a future date. Due to their physical nature the vast majority of assets are unique to local authorities and are not subject to disposal. Any loss or gain associated with the net realisable value of the remaining general assets subject to disposal, are accounted for at time of disposal.

8.5 Disposals

In respect of disposable assets, income is credited to a specific reserve and is generally applied in the purchase of new assets. Proceeds of the sale of local authority houses are to be applied as directed by the DHPCLG.

8.6 Depreciation

Under the current method of accounting, the charge for depreciation is offset by the amortisation of the source of funding the asset. This method has a neutral impact on Income & Expenditure and consequently the charge for depreciation and the corresponding credit from amortisation is excluded from the Statement of Comprehensive Income (Income & Expenditure Statement).

The policies applied to assets subject to depreciation are as follows:

Asset Type	Bases	Depreciation Rate
Plant & Machinery		
- Long life	S/L	10%
- Short life	S/L	20%
Equipment	S/L	20%
Furniture	S/L	20%
Heritage Assets		Nil
Library Books		Nil
Playgrounds	S/L	20%
Parks	S/L	2%
Landfill sites (*See note)		
Water Assets		
- Water schemes	S/L	Asset life over 70 years
- Drainage schemes	S/L	Asset life over 50 years

The Council does not charge depreciation in the year of disposal and will charge a full year's depreciation in the year of acquisition.

*** The value of landfill sites has been included in note 1 under land. Depreciation represents the depletion of the landfill asset.**

9. Government Grants

Government grants are accounted for on an accrual basis. Grants received to cover day-to-day operations are credited to the Statement of Comprehensive Income (Income & Expenditure Statement). Grants received, relating to the construction of assets, are shown as part of the income of work-in-progress. On completion of the project the income is transferred to a capitalisation account.

10. Development Debtors & Income

Short term development levy debtors are included in note 5. Income from development contributions not due to be paid within the current year is deferred and not separately disclosed in the financial statements.

11. Debt Redemption

The proceeds from the early redemption of loans by borrowers, are applied to the redemption of mortgage related borrowings from the HFA and OPW.

12. Lease Schemes

Rental payments under operating leases are charged to the Statement of Comprehensive Income (Income & Expenditure Statement). Assets acquired under a finance lease are included in fixed assets. The amount due on outstanding balances is shown under current liabilities and long-term creditors.

13. Stock

Stocks are valued on an average cost basis.

14. Work-in-Progress & Preliminary Expenditure

Work-in progress and preliminary expenditure is the accumulated historical cost of various capital related projects. The income accrued in respect of these projects is shown in the Statement of Financial Position (Balance Sheet) as 'Income WIP'.

15. Interest in Local Authority Companies

The interest of Dublin City Council in companies is listed in Appendix 8.

16. Related Parties

A related party transaction is a transfer of resources, services or obligations between the local authority and a related party. The main related parties for a local authority include the following:

- i. Management and Personnel
- ii. Council members
- iii. Government Departments
- iv. Local Authority Companies

Local Authority council members and key personnel are bound under the relevant sections of the Local Government Act 2001 and subsequent amending legislation to:

- a. furnish an annual declaration of 'declarable interests' set out in section 175 of the Act;
- b. disclose under sections 167, 178 and 179 any beneficial interests that they or a connected person has; and
- c. follow a code of conduct issued by the Minister for the Environment, Community and Local Government under section 169 of the Local Government Act 2001 in 2004.

'Declarable interests' cover both financial and certain other interests such as land etc.

Local authority management and personnel salary and remuneration is determined by the Department of Housing, Planning, Community and Local Government in line with central government policy on rates of pay.

Local Authority interests in companies and joint ventures are disclosed in Appendix 8 to the Annual Financial Statements.

Local Authority transactions with government departments are governed by central government controls and procedures driven by government accounting rules.

**STATEMENT OF COMPREHENSIVE INCOME (INCOME & EXPENDITURE ACCOUNT STATEMENT)
FOR YEAR ENDING 31st DECEMBER 2016**

The Income and Expenditure Account Statement brings together all the revenue related income and expenditure. It shows the surplus/(deficit) for the year. Transfers to/from reserves are shown separately and not allocated by service division. Note 16 allocates transfers by service division in the same format as Table A of the adopted Local Authority budget.

Expenditure by Division

	Notes	Gross Expenditure	Income	Net Expenditure	Net Expenditure
		2016	2016	2016	2015
		€	€	€	€
Housing & Building		275,486,058	228,076,956	47,409,102	37,935,709
Roads Transportation & Safety		85,304,184	49,490,039	35,814,145	34,774,779
Water Services		56,763,864	48,045,492	8,718,372	6,971,047
Development Management		43,926,879	18,267,374	25,658,905	23,475,881
Environmental Services		184,358,194	80,240,352	104,117,842	99,189,573
Recreation & Amenity		83,896,518	13,427,765	70,468,753	67,975,103
Agriculture, Education, Health & Welfare		2,440,404	761,612	1,678,792	1,558,913
Miscellaneous Services		37,773,359	30,184,721	7,588,638	41,273,981
Total Expenditure/Income	16	769,949,460	468,494,911	301,454,549	313,154,986
Net cost of Divisions to be funded from Rates & Local Property Tax					
Rates			324,501,784	324,501,784	336,255,813
Local Property Tax			6,800,295	6,800,295	6,800,296
Pension Related Deduction			12,291,085	12,291,085	16,249,294
Surplus/(Deficit) for Year before Transfers				42,138,615	46,150,417
Transfers from/(to) Reserves	14			(44,637,645)	(45,904,483)
Overall Surplus/(Deficit) for Year	16			(2,499,030)	245,934
General Reserve @ 1st January 2016				28,600,516	28,354,582
General Reserve @ 31st December 2016				26,101,486	28,600,516

STATEMENT OF FINANCIAL POSITION (BALANCE SHEET) AT 31st DECEMBER 2016

	Notes	2016 I	2015 I
Fixed Assets	1		
Operational		6,343,244,353	6,656,366,363
Infrastructural		2,326,367,443	2,331,048,354
Community		101,862,633	301,388,046
Non-Operational		-	228,376,315
		9,972,095,101	10,118,379,078
Work in Progress and Preliminary Expenses	2	432,853,360	426,526,055
Long Term Debtors	3	446,071,748	501,536,671
Current Assets			
Stocks	4	4,846,374	5,082,619
Trade Debtors & Prepayments	5	136,552,237	103,186,339
Bank Investments		117,773,123	51,654,507
Cash at Bank		23,756,007	87,743,812
Cash in Transit		530,335	673,761
		283,524,736	254,353,638
Current Liabilities (Amounts falling due within one year)			
Bank Overdraft		-	-
Creditors & Accruals	6	198,891,503	184,164,652
Finance Leases		-	-
		198,891,503	184,164,652
Net Current Assets / (Liabilities)		84,633,233	70,189,046
Creditors (Amounts falling due after more than one year)			
Loans Payable	7	527,383,302	536,363,354
Finance Leases		-	-
Refundable deposits	8	6,933,313	5,836,373
Other		21,036,302	27,230,134
		555,353,517	630,035,321
Net Assets		10,373,633,925	10,486,534,323
Represented by			
Capitalization Account	9	3,372,095,101	10,118,379,078
Income WIP	2	378,713,262	375,604,292
Specific Revenue Reserve		37,328,385	37,328,385
General Revenue Reserve		26,101,486	28,600,516
Other Balances	10	(34,550,309)	(73,377,342)
Total Reserves		10,373,633,925	10,486,534,323

STATEMENT OF FUNDS FLOW (FUNDS FLOW STATEMENT)

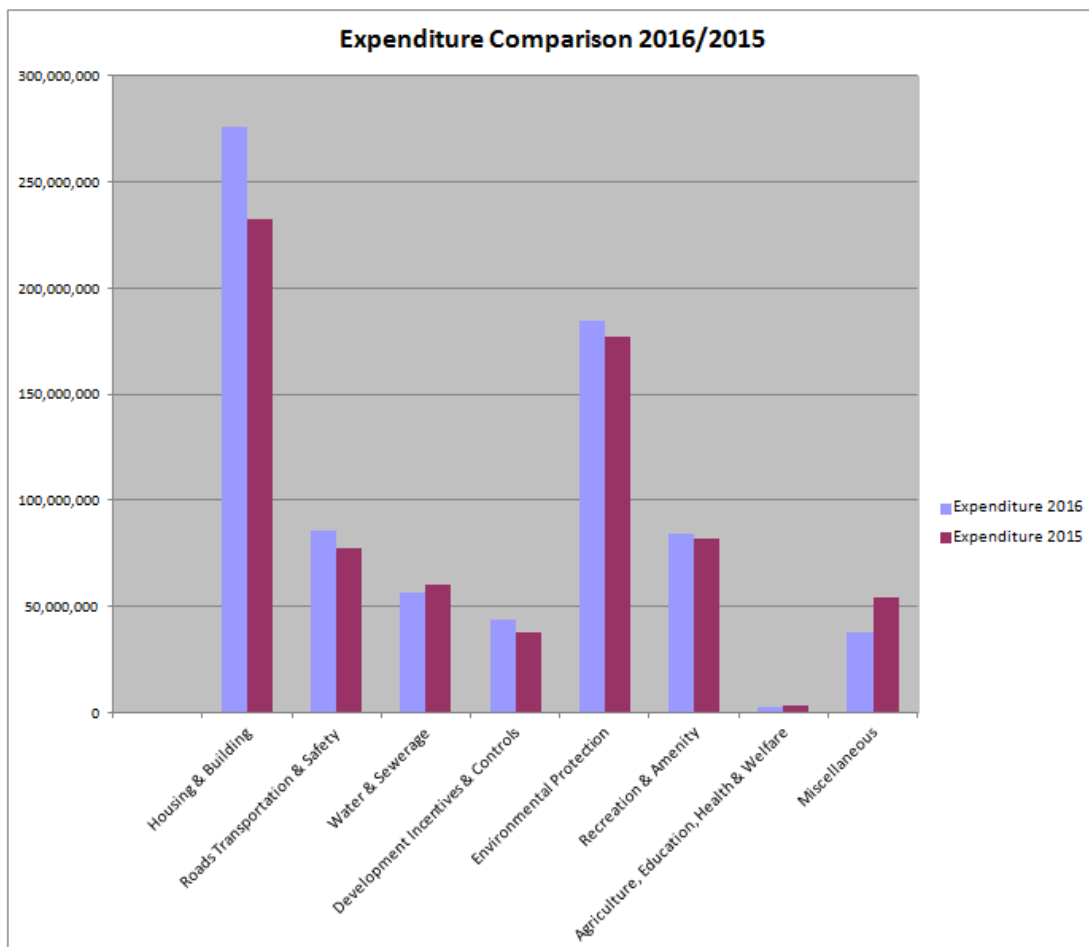
AS AT 31ST DECEMBER 2016

		2016	2016
	Note	I	I
REVENUE ACTIVITIES			
Net Inflow/(outflow) from operating activities	17	(14,901,232)	
CAPITAL ACTIVITIES			
Returns on Investment & Servicing of Finance			
Increase/(Decrease) in Fixed Asset Capitalisation Funding		(146,283,977)	
Increase/(Decrease) in WIP/Preliminary Funding		3,114,970	
Increase/(Decrease) in Reserves Balances	18	26,051,461	
Net Inflow/(Outflow) from Returns on Investment and Servicing of Finance		(117,117,546)	
Capital Expenditure & Financial Investment			
(Increase)/Decrease in Fixed Assets		146,283,977	
(Increase)/Decrease in WIP/Preliminary Funding		(6,327,305)	
(Increase)/Decrease in Agent Works Recoupable		-	
(Increase)/Decrease in Other Capital Balances	19	19,204,482	
Net Inflow/(Outflow) from Capital Expenditure and Financial Investment		159,161,154	
Financing			
Increase/(Decrease) in Loan Financing	20	(19,768,421)	
(Increase)/Decrease in Reserve Financing	21	(6,428,910)	
Net Inflow/(Outflow) from Financing Activities		(26,197,331)	
Third Party Holdings			
Increase/(Decrease) in Refundable Deposits		1,096,940	
Net Increase/(Decrease) in Cash and Cash Equivalents	22	2,041,985	2,041,985

Revenue Accounts 2016 / Financial Profile at a glance

	Expenditure 2016	Expenditure 2015
Housing & Building	275,486,058	232,091,432
Roads Transportation & Safety	85,304,184	77,361,413
Water & Sewerage	56,763,864	59,819,723
Development Incentives & Controls	43,926,879	37,963,579
Environmental Protection	184,358,194	176,916,102
Recreation & Amenity	83,896,518	81,611,949
Agriculture, Education, Health & Welfare	2,440,404	2,983,145
Miscellaneous	37,773,359	54,171,521
Total Expenditure	769,949,460	722,918,864

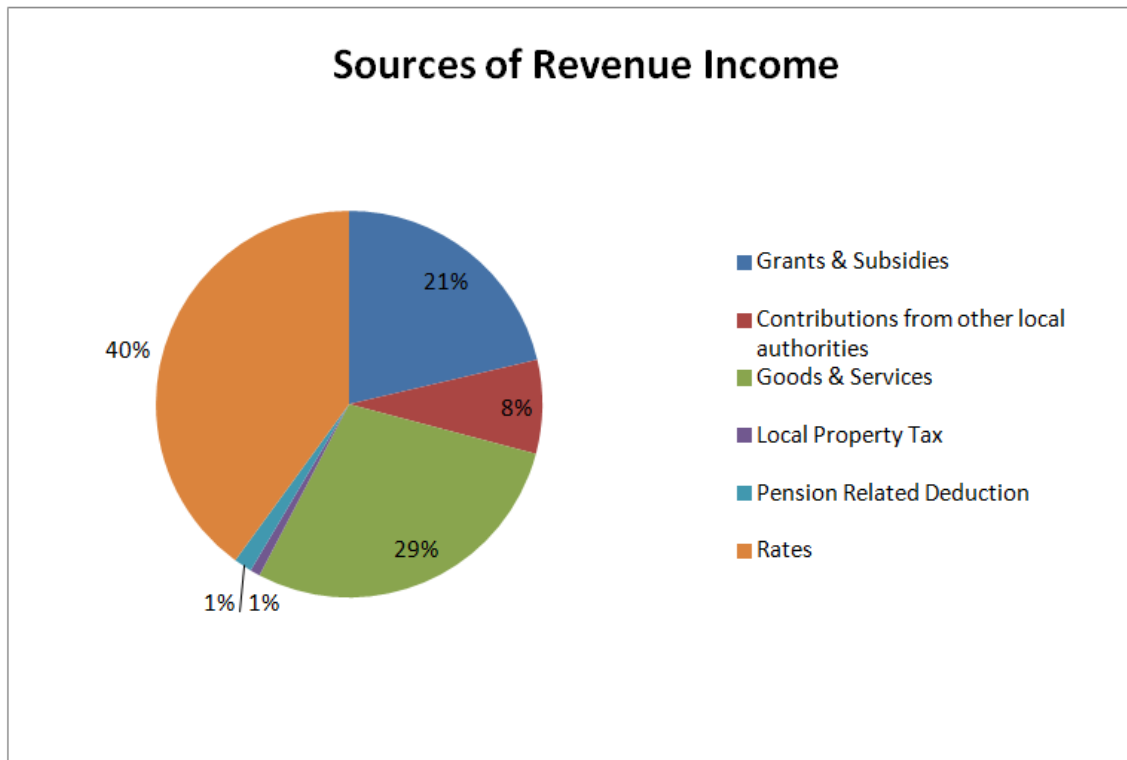
As per Income & Expenditure Account



Main Sources of Revenue Income

	2016 €
Grants & Subsidies	172,976,081
Contributions from other local authorities	63,621,206
Goods & Services	231,897,624
Local Property Tax	6,800,295
Pension Related Deduction	12,291,085
Rates	324,501,784
	812,088,075

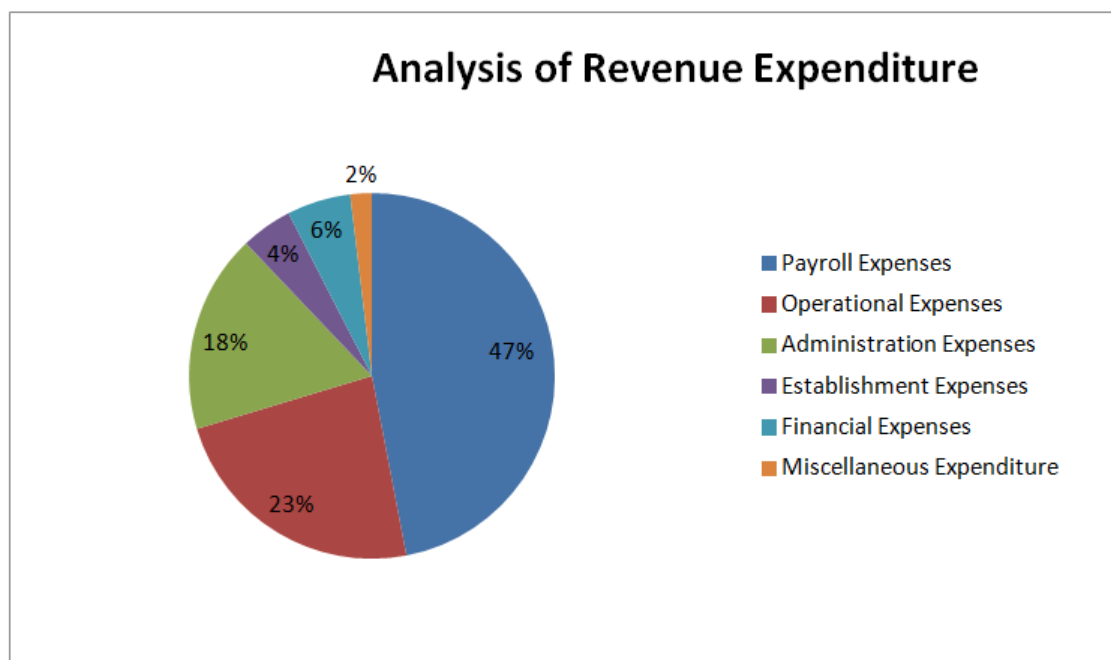
As per Note 15




Main Categories of Revenue Expenditure

	2016 €
Payroll Expenses	361,675,923
Operational Expenses	179,747,088
Administration Expenses	135,407,950
Establishment Expenses	35,088,876
Financial Expenses	43,400,698
Miscellaneous Expenditure	14,628,925
Total Expenditure	<u>769,949,460</u>

As per Appendix 1

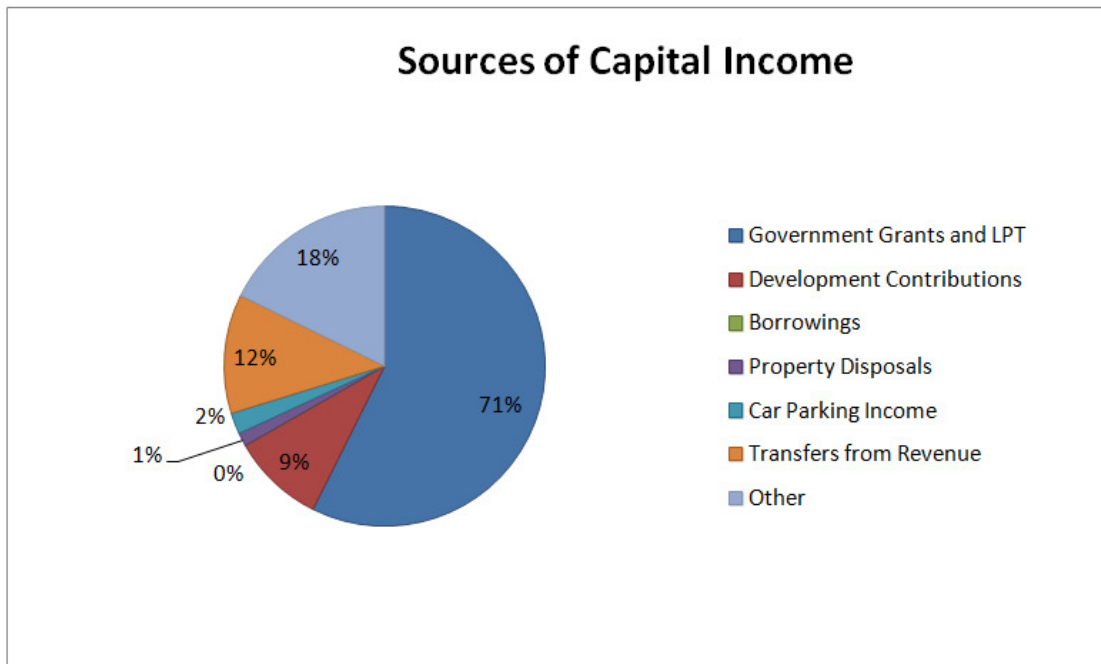


Sources of Capital Income



	2016
	€
Government Grants and LPT	157,631,103
Development Contributions	25,747,442
Borrowings	-
Property Disposals	3,679,915
Car Parking Income	5,868,418
Transfers from Revenue	32,992,930
Other	48,732,595
	<u>274,652,403</u>

As per Appendix 5

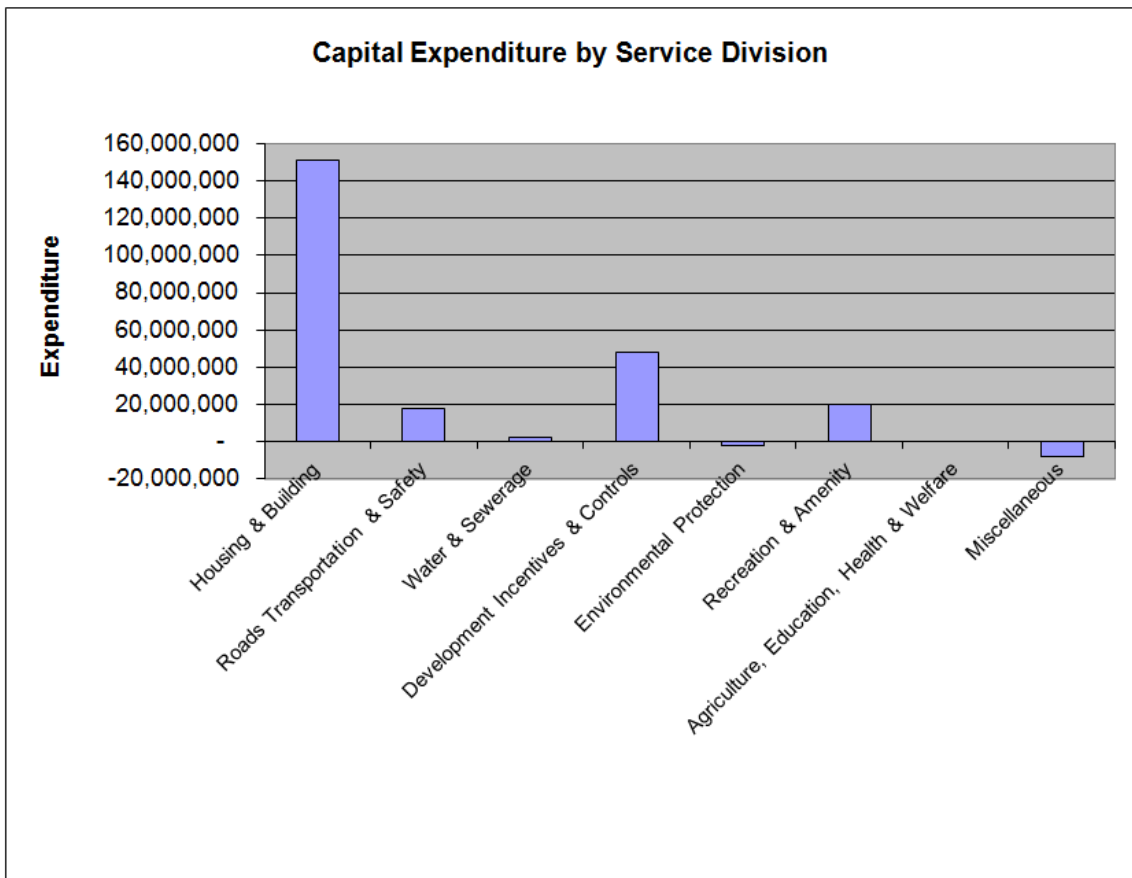


Capital Expenditure by Service Division

	2016
	€
Housing & Building	151,240,817
Roads Transportation & Safety	17,880,850
Water & Sewerage	2,611,266
Development Incentives & Controls	48,099,034
Environmental Protection	(2,062,877)
Recreation & Amenity	19,712,726
Agriculture, Education, Health & Welfare	-
Miscellaneous	(7,764,061)

229,717,755

As per Appendix 6



APPENDICES

- Appendix 1 Members of Strategic Policy Committees
- Appendix 2 Activities of the Strategic Policy Committees
- Appendix 3 Dublin City Council Performance Indicators
- Appendix 4 Dublin City Council Development Contributions Scheme
- Appendix 5 Conferences & Seminars
- Appendix 6 Dublin City Council Recruitment Competitions
- Appendix 7 Members of Dublin City Council Joint Policing Scheme
- Appendix 8 Dublin City Council Corporate Plan 2015-2019 Progress Report 2016

Appendix 1 Members of Strategic Policy Committees

Finance Strategic Policy Committee

Chairperson: Cllr. Ruairi McGinley (Ind)

Cllr. Paddy Bourke (Ind)

Cllr. Tom Brabazon (FF)

Cllr. Brendan Carr (Lab)

Cllr. Dermot Lacey (Lab)

Cllr. Ray McAdam (FG)

Cllr. Paddy McCartan (FG)

Cllr. Micheál MacDonncha (SF)

Cllr. Larry O'Toole (SF)

Cllr. Noeleen Reilly (SF)

Cllr. Nial Ring (Ind)

Cllr. Hazel De Nortúin (Replacement for former Cllr. Brid Smith) People Before Profit Alliance

Sectoral Interests

Mr David Brennan (Resigned following January 2016 Meeting), Dublin City Business Association

Morgan O'Regan (Joined Committee from June 2016), Dublin Docklands Business Forum

Mr. Eric Fleming, ICTU

Dr. Caroline McMullan, DCU

Ms Gina Quin (Resigned after June 2016 Meeting), Dublin Chamber of Commerce

Mr Aebhric McGibney (Joined Committee September 2016), Dublin Chamber of Commerce

Ms Joanna Piechota, Irish Polish Society

Mr Aidan Sweeney, IBEC

Planning and Property Development Strategic Policy Committee

Chairperson: Cllr Andrew Montague (Lab)

Cllr Áine Clancy (Lab)

Cllr Cathleen Carney Boud (SF)

Cllr Daithí De Róiste (FF)

Cllr Dermot Lacey (Lab)

Cllr Éilis Ryan (WP)

Cllr Gaye Fagan (SF)

Cllr Janice Boylan (SF)

Cllr Kieran Binchy (FG)

Cllr Patrick Costello (GRN)

Sectoral Interests

Graeme McQueen, Dublin Chamber of Commerce

John McGrane, British/Irish Chamber of Commerce

Odran Reid, PPN (Public Participation Network)

Öznur Yücel-Finn, Irish Planning Institute

Valerin O'Shea, An Taisce

Arts, Culture and Recreation Strategic Policy Committee

Chairperson: Cllr Rebecca Moynihan (LAB)

Cllr Mary Freehill (LAB)

Cllr Greg Kelly (SF)

Cllr Vincent Jackson (Non party)

Cllr Aine Clancy (LAB)

Cllr John Lyons (PBP)

Cllr Emma Murphy (SF)

Cllr Séamas McGrattan (SF)

Cllr Damian O'Farrell (Non party)

Cllr Gary Gannon (Ind)

Cllr Claire Byrne (Grn)

Cllr Séan Paul Mahon (FF)

Cllr Claire O'Connor (FF)

Cllr Anne Feeney (FG)

Sectoral Interests

Gerry Kerr, NCBI

Willie White, Dublin Theatre Festival

Ciara Higgins, Royal Irish Academy of Music

Maurice Ahern, Irish Sports Council

Simon O'Connor, The Little Museum of Dublin

Elaina Ryan, Children's Books Ireland

Ciaran Reid, PPN – Ballyfermot/Chapelizod Partnership

Housing Strategic Policy Committee

Chairperson: Cllr Daithí Doolan (SF)

Cllr Christy Burke (Ind.)

Councillor Cieran Perry (Ind.)

Councillor Pat Dunne (U.L)

Councillor Sonya Stapleton (Ind.)

Councillor Ray McAdam (F.G.)

Councillor Anthony Connaghan (S.F)

Councillor Chris Andrews (S.F)

Councillor David Costello (F.F)

Councillor Patrick Costello (G.P)

Councillor Alison Gilliland (F.G)

Councillor Norma Sammon (F.G)

Councillor Críona Ní Dhálaigh (S.F)

Councillor Tina MacVeigh (PBPA)

Councillor Janice Boylan (S.F)

Councillor Gary Gannon (Ind.)

Sectoral Interests

Ms Sue Taylor (Alone Organisation)

Mr. Pat Doyle (Peter McVerry Trust)

Ms Lillian Buchanan (Disability Federation of Ireland)

Ms Aideen Hayden (Threshold Limited)

Mr. Brendan MacConville (The Royal Institute of the Architects of Ireland)

Ms Catherine Kenny (Dublin Simon Community)

Ms Kathleen McKillion (Irish Council for Social Housing) (ICSH)

Ms Lorraine McMahon (Ballyfermot Travellers Action Project)

Kevin White (ALONE) replaced Sue Taylor from 28th April 2016

Economic Development and Enterprise Strategic Policy Committee

Chairperson: Cllr. Paul McAuliffe (FF)

Cllr. Paddy Bourke (IND)

Cllr. Deirdre Heney (FF)

Cllr. Anne Feeney (FG)

Cllr. Gerry Kelly (SF)

Cllr. Alison Gilliland (Lab)

Lord Mayor Cllr. Brendan Carr (Lab)

Cllr. Gaye Fagan (SF)

Cllr. Noeleen Reilly (SF)

Cllr. Norma Sammon (FG)

Sectoral Interests:

John Lombard (Assoc. of Consulting Engineers in Ireland)

Denise Brophy (Dublinia)

Evanne Kilmurray (Inner City Enterprise)

Martin Harte (Temple Bar Company)

Geraldine Lavin (Small Firms Association)

Environment Strategic Policy Committee

Chairperson: Cllr. Naoise Ó Muirí

Cllr. Catherine Ardagh (Elected to the Seanad)

Cllr. Michael Mullooly (Replaced Cllr Ardagh)

Cllr. Claire Byrne (Resigned May 2016)

Cllr. Ciaran Cuffe (replaced Cllr Byrne)

Cllr. Declan Flanagan

Cllr. Brid Smith (Elected to Dáil Éireann)

Cllr. Hazel De Nortuin (Replaced Cllr Smith)

Cllr. Mannix Flynn

Cllr. Andrew Keegan

Cllr. Denise Mitchell (Elected to Dáil Éireann)

Cllr. Edel Moran (Replaced Cllr Mitchell)

Cllr. Michael O'Brien

Cllr. Ciaran O'Moore

Sectoral Interests

William Brennan (Dublin Community Growers)

Nicholas Cloake (Dublin Docklands Business Forum) Resigned September 2016*****

Robert Colleran (Dublin Docklands Business Forum) Form November 2016*****

Joe McCarthy (An Taisce)

Robert Moss (Dublin City Community Forum)

Transportation Strategic Policy Committee

Chairperson: Cllr. Ciarán Cuffe

Cllr. Paul Hand

Cllr. Teresa Keegan

Cllr. Frank Kennedy

Cllr. Paddy Smyth

Cllr. Paddy McCartan

Cllr. Larry O'Toole

Cllr. Ray McHugh

Cllr. Jane Horgan-Jones

Cllr. Kieran Binchy

Cllr. Ciarán O'Moore

Cllr. Mannix Flynn

Sectoral Members

Ms Fiona Kelty, National Council for the Blind of Ireland

Mr Frank Mulligan, Irish Road Haulage Association

Mr Derek Peppard, Dublin Cycling Campaign

Mr Richard Guiney, Dublin City Business Improvement District t/a Dublin Town

Mr Keith Gavin, Irish Parking Association

Mr Martin Hoey, Public Participation Network

M .David Brennan, Dublin City Business Association (resigned from SPC in February, 2016)

Mr James Leahy, Public Participation Network (resigned from SPC in November, 2016)

Appendix 2 Activities of the Strategic Policy Committees

Listed below is a report on the activities of the Strategic Policy Committees for 2016

Finance Strategic Policy Committee

Meetings Held: 5.

Report on Activities

The Finance Strategic Policy Committee provides leadership and direction on key areas relating to the financing of Dublin City Council. Key topics pursued during 2016 were:

- Cost of Pyrite Works – update from Housing and Community Services Department
- Hotel Bed Tax
- Dissolution of the Dublin Docklands Development Authority - update
- Temple Bar Cultural Trust - update
- Establishment of Ringsend Toll Bridge Designated Activity Company (DAC)
- Rates Debtors 2015
- Community Gain Fund for the Dublin Waste to Energy Project
- BIDs report year ended 31st December 2015
- Annual Financial Statement 2015 including Debtor Report
- Development Contributions Scheme report
- Pension Liabilities
- BRL recoupment
- Dublin City Council - Motor Tax Efficiency Recommendations
- Debt Management – Rates Collection
- Water and Drainage Related Assets of Dublin City Council
- Local Property Tax – statistics
- Dublin City Council Performance Indicators 2015
- NOAC Performance Indicators in Local Authorities 2014 – published December 2015
- Cost of compiling NOAC performance indicators update from Mary Pyne, Asst Chief Executive, Human Resources Department
- Housing Acquisitions update from Brendan Kenny, Asst. Chief Executive, Housing and Community Services Department
- Outstanding Domestic Waste Debtors update from Dick Brady, Asst. Chief Executive, Environment and Transportation Department
- Rates Exemptions on Government properties – letter to Seamus McCarthy, Comptroller and Auditor General
- Community Group Lettings/Licences – copy report from Paul Clegg, Planning and Property Development Department
- Rates Exemptions (Schedule 4)
- Lobbying Act – Transparency Code & Requirements
- Audit Committee – Minutes

Presentations made to the Committee included:

- City Centre Trading Environment - Presentation from DublinTown
- Housing Finance Agency – presentation by Dr. Michelle Norris, Chair of HFA
- Dublin Business Innovation Centre – Michael Culligan, Chief Executive Officer
- Local Enterprise Office Dublin City – grants presentation from Greg Swift, Head of Local Enterprise

Planning & Property Development Strategic Policy Committee

Meetings Held: 5 plus a joint meeting held with the Housing SPC.

Report on Activities

In the course of the year the SPC considered a number of important policy issues and brought forward valuable proposals in key strategy areas which included:

- Housing Land Initiative
- New Ministerial Guidelines / Housing Supply and Viability in Dublin
- Vacant Land Levy
- Development Contributions Rebate Scheme
- Active Land Management
- Coca-Cola Zero dublinbikes
- Enforcement Procedure
- Housing Task Force
- Planning Decisions and Development Plan Timelines
- Action Plan for Housing and Homelessness
- Local Economic and Community Plan 2016-2021
- Community Group Lettings/Licences
- Santry Greenway Cycling Route
- Planning Permissions – Out of Hours Work Exemptions

Arts, Culture and Recreation Strategic Policy Committee

Meetings held: 6

Report on Activities

Arts, Culture and Recreation Strategic Policy Committee addressed the following during the course of 2016.

January 2016

- Commemorations Programme 1916 – Launched 13th January 2016
- Reported on the main provisions of the Regulation of Lobbying Act 2015
- Dublin City Biodiversity Action Plan 2015 – 2020 Approved January 2016
- Updated the Committee on the implementation of the Cultural Strategy – Adopted January 2016

March 2016

- Report on Dublin City Local Economic and Community Plan 2016 – 2021
- Action Plan for 2016 – Six year Strategy Document
- Temple Bar Cultural Trust – A New Vision – Terms of Reference and Membership – Committee established.
- Reported on Draft City Parks Strategy 2016 – to go to public consultation
- Draft Invasive Alien Species Plan for Dublin City approved. March SPC
- Marc Coyle - Presentation of the Draft Tree Strategy
- Brendan Teeling, Deputy City Librarian - Presentation on Library Service Developments

May 2016

- Review of DCC overall Strategy and Policy/Code of Practice on filming in the City including Filming on Henrietta Street – Code of Practice agreed
- Implementation of the Cultural Strategy – Agreed
- Jacinta Lynch, Founding Director of Broadstone Studios - Presentation on Creative Spaces Initiative

June 2016

- Report on revision of Street Performance Bye-Laws 2016, adopted by CC July 2016
- Dublin City Tree Strategy 2016-2020 – Adopted CC meeting 8th July
- Liz Coman, Arts Officer - Presentation on Arts in Education and Learning
- Bruce McDevitt, Sports Development Officer - Presentation on Audit of Sports Facilities

September 2016

- Summary of the New City Library to date
- Draft Dublin City Arts in Education and Learning Policy Document – Agreed
- National Cultural Institutional Partnership with DCC – launched 27th September
- Margaret Hayes, Dublin City Librarian - Presentation on the New City Library at Parnell Square
- Simon O'Connor, Curator. Sarah Costigan, Director of Development -
- Update Presentation on The Little Museum of Dublin

November 2016

- Reported on City Arts Grants 2016 – Recommended to CC for approval
- Update on the Implementation of the Cultural Strategy
- Leslie Moore, City Parks Superintendent - Presentation on the Proposed Discovery (Interpretive) Centre for Dublin Bay

Housing Strategic Policy Committee

Meetings held: 9

A joint meeting of the Housing and Planning SPCs was held on 9th December to discuss Housing Land Initiative at O'Devaney Gardens, St. Michael's Estate and Oscar Traynor Road.

Report on Activities

The principal issues debated and considered by the Committee were as follows:

- Housing Land Initiative at O'Devaney Gardens, St. Michael's Estate and Oscar Traynor Road
- Financial Contribution Scheme
- Homeless Services
- Housing SPC Sub-Groups Updates
- Housing Programme
- Update on 2016 Action Plan of Dublin City Local Economic & Community Plan 2016-2021
- Housing with Supports for older people
- Irish Council of Social Housing (ICSH)
- Regeneration Updates
- Rapid Build Updates
- Housing Needs Assessment
- Traveller Accommodation Updates
- Energy Efficiency Programme
- Older Persons Unit Bedsit Amalgamation Programme
- HAP Project and Roll-out
- Incremental Tenant Purchase Scheme
- Shared Ownership
- ALONE Presentation
- Intensified Inspection Programme
- Rebuilding Ireland – Action Plan for Housing & Homelessness

There were 2 Housing SPC Sub-Groups set up to examine topics in greater depth and revert to Housing SPC with recommendations:

1. Data Protection & Housing List

Objectives: To look at data protection re: Lettings List circulated to Councillors. Old Letting List contained details of names and addresses, no details provided on the new Lettings List. 4 meetings took place:

- 25th April
- 5th July
- 27th October
- 17th November

Members of the Sub-Group: Chair Cllr Pat Dunne (UL), Cllr Chris Andrews (SF), Cllr Cieran Perry (Ind), Cllr David Costello (FF), Cllr Dermot Lacey (Lab), Cllr Janice Boylan (SF), Cllr Patrick Costello (GP)

2. Social Integration & Tenure Diversity

Objectives: As agreed under the programme of works for Agenda items for 2016 a sub-committee will be set up to develop terms of reference for study on Social Integration/Tenure Diversity. Agreed to postpone until results of 2016 census available.

1 meeting held:

- 28th October

Members of the Sub-Group: Chair Cllr Patrick Costello (GP), Cllr Alison Gilliland (FG), Cllr Dáithi Doolan (SF), Kevin White (ALONE), Lillian Buchanan (Disability Federation of Ireland)

Sub-groups set in 2016 which met again in 2016:

Domestic Violence

1 meeting took place:

- 25th April

Members of the Sub-Group: Chair Cllr Noeleen Reilly (SF), Cllr Gary Gannon (Ind), Cllr Alison Gilliland (FG), Cllr Daithí Doolan (SF), Cllr Críona Ní Dhálaigh (S.F), Cllr Janice Boylan (SF), Ms Catherine Kenny (Dublin Simon Community). Ms Lillian Buchanan (Disability Federation of Ireland), Cllr Patrick Costello (GP), Cllr Chris Andrews (SF)

DCC Housing Stock Standards

1 meeting took place:

- 7th December

Members of the Sub-Group: Chair Cllr Janice Boylan (SF), Cllr Críona Ní Dhálaigh (S.F), Cllr Ailson Gilliland (FG), Cllr Chris Andrews (SF), Cllr Tina MacVeigh (PBPA), Cllr Anthony Connaghan (SF)

Economic Development & Enterprise Strategic Policy Committee

Meetings held: 7 with an additional event, the Dublin Brexit Summit, held also

Report on Activities

Economic Development & Enterprise Strategic Policy Committee addressed the following during the course of 2016.

February 2016

- Management report for Economic Development and Enterprise
- Report on Social Enterprise Awards
- Presentation on Dublin.ie

March 2016

- Management report Economic Development and Enterprise
- Report on Markets (report to be circulated at meeting)
- Report on Economic Impact of Tourism (report to be circulated at meeting)
- Report on Temple Bar
- Report on Local Economic and Community Plan 2016 – 2021 (LECP)

May 2016

- Presentation on DCU Tech Shop Dublin, Ronan Furlong DCU Alpha
- Management report Economic Development and Enterprise
- Report on Markets
- Report on Economic Impact of Digital Hub
- Update on Tourism Working Group
- Report on Local Economic and Community Plan 2016 – 2021 (LECP)

July 2016

- Brexit Summit: Challenges and Opportunities for Dublin City

July 2016

- Community Benefits from the new children's hospital and campus of St James's: Presentation
- Local Economic and Community Plan (LECP) 2016 – 2021: Report
- City Centre Transport Proposals: Interim assessment of impact on retail markets: Report
- Markets Strategy: Update
- Tourism Working Group: Update.
- Dublin Brexit Summit: Update.
- Local Enterprise Office Dublin City, Management Update.

September 2016

- Café & Restaurants Working Group - Presentation
- LECP Presentation - Docklands SDZ
- Local Enterprise Office - Start Up Clients - Videos
- Local Economic & Community Plan Update –

November 2016

- LECP Presentation - Grangegorman Development Agency
- Café & Restaurants Report – final report circulated
- Section Management Update
- Dublin Region Enterprise Strategy
- International Relations Report

Environment Strategic Policy Committee

Meetings Held: 6

Report on Activities:

- Litter Management Plan 2016 – 2018 developed and adopted
- Climate Change Strategy Sub Committee established
- Strategy for Climate Change Action Plans for the Dublin Local Authorities developed.
- Commitments to the Covenant of Mayors for Climate and Energy reaffirmed.
- Oversight of the progress of the Dublin Waste to Energy Project.
- Commissioning of the Dublin Waste to Energy Project scrutinised.
- Community Gain Fund (DWtE) discussed
- Special Committee on Waste Collection regulations Established.
- Discussions around Clontarf / Dollymount flood defences.
- Catchment Flood Risk Assessment & Management Plan presented.

Transportation Strategic Policy Committee

Meetings Held: 5.

Report on Activities:

- Public consultation on the Dublin City Centre Transport Study, a joint Dublin City Council and National Transport Authority report, which includes proposals for College Green following the completion of Luas Cross City in 2017.
- Economic Impact Assessment report and Consumer Research report commissioned by the National Transport Authority, arising from the City Centre Transport Study proposals. Presentations were made by E&Y Consultants and Millward Brown respectively.
- Public consultation report on the proposals for College Green, including the proposed plaza and access by public transport, taxis, pedestrians and cyclists.
- Environmental Impact Assessment Screening report and Appropriate Assessment Screening report.
- Detailed discussion at various meetings of the SPC in 2016 of the proposed Liffey Cycle Route and the emerging preferred option.
- Public consultation report on the review of the Dublin City Council Special Speed Limit Bye-Laws which proposed new 30 km/h zones around the city, including an extended city centre 30km/h zone, and recommendation of the revised Bye-Laws to the City Council.
- Road Safety Strategy - 2020.
- Parking Appeals Officer's Annual Report for 2015
- Report on the operation of the 5+ axle vehicle cordon area
- On-going updates and discussion of issues in relation to Luas Cross City works

Appendix 3

Dublin City Council Performance Indicators 2016

Performance Indicators

01/01/2016 - 31/12/2016 (Annual)

Dublin City Council

Status: Complete

Topic	Indicator	Value	Comment	
Housing: H1, H2 & H4 Approved	A. Overall total number of dwellings provided by the LA during the year	1,513		
	B. Number of dwellings directly provided	222		
	B1. Number of dwellings constructed	40		
	B2. Number of dwellings purchased	182		
	C. Number of dwellings provided under RAS	69		
	D. Number of dwellings provided under the HAP Scheme	974		
	E. Number of dwellings provided under the SHCEP	248		
	F. The overall total number of social housing dwellings in the LA at year end	28,696		
	G. The total number of dwellings directly provided (constructed or purchased) by the local authority	25,402		
	H. Total number of dwellings provided under the RAS	1,420		
	I. Total number of dwellings provided under the HAP if operated	1,071		
	J. Total number of dwellings provided under the SHCEP	803		
	K. No. of single rural dwellings that are planned for demolition or sale due to dereliction	0		
	A. Percentage of the number of dwellings at H1G that were vacant on year end	5.33 %		
	The number of dwellings within the overall stock that were not tenanted at year end	1355		
	A. Expenditure in the year on repair & maintenance of housing bought or built by the LA divided by H1G	€2,809.03		
	Expenditure on repair and maintenance of LA stock compiled on a continuous basis during the year	€71,355,007		
	Housing: H3 & H5 Approved	A. Average time taken from date of vacation of dwelling to date when a new tenancy had commenced	20.31 wk	
		B. Average cost expended on getting the dwellings re-tenanted during the year ready for re-letting	€19,680.78	
No of dwellings that were re-tenanted on any date in the year (excl. those vacant for estate refurbishment)		897		
No. of weeks from when previous tenant vacated dwelling up to date new tenant's first rent debit		18,216 wk		

	Total expenditure on repairs necessary to enable re-letting of the dwellings included above	€17,653,658	
	A. Total number of registered tenancies in the LA area at end of June 2016	72,900	
	B. Number of rented dwellings inspected during the year	1,751	
	C. Percentage of inspected dwellings in 2016 that were found not to be compliant with the Standards Regulations	78.98	
	D. Number of non-compliant dwellings that became compliant during 2016	1,749	
	The number of dwellings inspected that were found not to be compliant with the Housing (Standards for Rented Houses) Regulations	1,383	
Housing: H6 Approved	A. Number of adults in emergency accommodation long-term as a % of the total number of homeless adults	66.97 %	
	Number of adults classified as homeless and in emergency accommodation on night of the 31/12/2016	2,922	These statistics refer to Dublin City & County:
	Number of adults on that date who had been in emergency accommodation for 6 months continuously or for 6 months cumulatively within the previous 12 months	1,957	
Roads: R1 & R2 Approved	% Regional road kilometres with a PSCI rating	90 %	
	% Local Primary road kilometres with a PSCI rating	28 %	
	% Local Secondary road kilometres with a PSCI rating	56 %	
	% Local Tertiary road kilometres with a PSCI rating	75 %	
	% Regional roads that received a PSCI rating during the year	22 %	
	% Total Regional road kilometres with a PSCI rating of 1-4	4 %	
	% Total Regional road kilometres with a PSCI rating of 5-6	34 %	
	% Total Regional road kilometres with a PSCI rating of 7-8	23 %	
	% Total Regional road kilometres with a PSCI rating of 9-10	28 %	
	% Total Primary road kilometres with a PSCI rating of 1-4	3 %	
	% Total Primary road kilometres with a PSCI rating of 5-6	14 %	
	% Total Primary road kilometres with a PSCI rating of 7-8	4 %	
	% Total Primary road kilometres with a PSCI rating of 9-10	6 %	
	% Total Secondary road kilometres with a PSCI rating of 1-4	10 %	
	% Total Secondary road kilometres with a PSCI rating of 5-6	24 %	
	% Total Secondary road kilometres with a PSCI rating of 7-8	11 %	
	% Total Secondary road kilometres with a PSCI rating of 9-10	11 %	
	% Total Tertiary road kilometres with a PSCI rating of 1-4	10 %	
	% Total Tertiary road kilometres with a PSCI rating of 5-6	32 %	
	% Total Tertiary road kilometres with a PSCI rating of 7-8	12 %	
	% Total Tertiary road kilometres with a PSCI rating of 9-10	21 %	
	A1. Kilometres of regional roads strengthened using Road Improvement grants	12.3 km	
	A2. Road Improvement Grant amount spent on Regional Roads (strengthening)	€3,502,939.00	
	B1. Number of kilometres of regional roads resealed using Road Maintenance grants	0.0 km	
	B2. Road Maintenance Grant amount spent on Regional Roads (resealing)	€0.00	
	C1. Kilometres of Local roads strengthened using Road Improvement grants	14.6 km	

	C2. Road Improvement Grant amount spent on Local Roads (strengthening)	€2,502,856.00	
	D1. Number of kilometres of Local roads resealed using Road Maintenance grants	0.0 km	
	D2. Road Maintenance Grant amount spent on Local Roads (resealing)	€0.00	
Motor Tax: R3 Approved	% of motor tax transactions online	83.79 %	
Water: W1 Approved	% of Private Drinking Water Schemes in compliance with statutory requirements	1.00 %	Does not apply to Dublin City Council, no private schemes in operation.
Waste: E1 Approved	No. households in an area covered by a licensed operator providing a 3 bin service at 31/12/2015, (2016 census)	95,423	
	% households within the LA that the number A represents	45.10 %	
Environmental Pollution: E2 Approved	Total number of pollution complaint cases	15,095	
	Number of pollution cases not investigated or finalised	14,988	
	Number of pollution cases that arose in 2016 not finalised	342	
	Number of pollution cases in respect of complaint during the year	15,095	
	Number of pollution cases closed during the year	14988	
	Total number of cases on hand at year end	342	
Litter Pollution: E3 Approved	Percentage of area unpolluted by litter		Details regarding this indicator are being provided centrally and will not be available until July
	Percentage of area slightly polluted by litter		As above
	Percentage of area moderately polluted by litter		As above
	Percentage of area significantly polluted by litter		As above
	Percentage of area grossly polluted by litter		As above
Planning: P1 Approved	Buildings inspected as a percentage of new buildings notified to the local authority	75.13 %	
	Total no. of new buildings notified to the local authority	1,158	
	No. of new buildings notified to the local authority during the year subject of at least one inspection	870	
Planning: P2 & P3 Approved	A. Number of planning decisions subject of appeal to An Bord Pleanála determined by board in 2016	314	
	B. % of the determinations which confirmed (with or without variations) the decision made by the LA	78.66 %	
	Number of determinations confirming the LA's decision with or without variation	247	
	A. Total number of planning cases referred to or initiated by the LA during 2016 that were investigated	1,096	
	B. Total number of cases that were closed during 2016	909	
	C. % cases at B dismissed re Section 152(2) or closed because statute barred or exempted development	46.42 %	
	D. % of cases at B that were resolved to the LA's satisfaction through negotiations	0 %	

	E. % Cases at B that were closed due to enforcement proceedings	53.58 %	
	F. Total number of planning cases being investigated as at 31/12/2016	2,056	
	Number of cases at 'B' that were dismissed under section 152(2), Planning and Development Act 2000	422	
	Number of cases at 'B' that were resolved to the LA's satisfaction through negotiations	0	All cases commence with a warning letter, however, the majority are then resolved through negotiations
	Number of cases at 'B' that were closed due to enforcement proceedings	487	
Planning: P4 & P5 Approved	AFS Programme D data divided by the population of the LA area	€24.92	
	AFS Programme D consisting of D01, D02, D03 (inclusive of the central management charge)	€13,788,596	LGMA to confirm which Census figure to be used for Dublin Region which impacts on the cost per head of Fire Service
	A. The average no. of weeks taken to deal with applications for fire safety certificates received in the year.	10.98 wk	
	Number of fire safety certificates issued in respect of applications received	297	This figure does not include 13 invalid applications received
	The number of weeks from the date on which a complete and valid application was received by the local authority to the date on which a fire safety certificate issued to the applicant, with any partial week decimalised to two decimal places, totalled for all fire safety certificates issued in respect of applications received in 2016.	3,261.42 wk	
Fire Service: F1 Approved	AFS Programme E expenditure divided by the census 2016 population served by the Fire Service	€80.76	
	AFS Programme E expenditure data consisting of E11 - Operation of Fire Service & E12 Fire Prevention	€103,954,252	The cost per capita figure needs to be clarified. LGMA to clarify which Census figure for Greater Dublin Region to utilise in calculations.
Fire Service: F2 & F3 Approved	A. Average time (mins) to mobilise fire brigades in Full-Time Stations in respect of Fire	1.46 min	
	B. Average time (mins) to mobilise fire brigades in Part-Time Stations in respect of Fire	6.17 min	
	C. Average time (mins) to mobilise fire brigades in Full-Time Stations in respect of other accidents	1.51 min	
	D. Average time (mins) to mobilise fire brigades in Part-Time Stations in respect of other accidents	6.23 min	
	A. % of cases in respect of fire in which first attendance at scene is within 10 mins	77.92 %	
	B. % of cases in respect of fire in which first attendance at scene is after 10 mins & within 20 mins	19.85 %	
	C. % of cases in respect of fire in which first attendance at scene is after 20 mins	2.23 %	
	D. % of non-fire cases in which first attendance at scene is within 10 mins	75.84 %	
	E. % of non-fire cases in which first attendance at scene is after 10 mins & within 20 mins	20.01 %	
	F. % of non-fire cases in which first attendance at scene is after 20 mins	4.15 %	
	Total no. of call-outs in respect of fires during the year	7,698	
	No. of fire cases where first fire tender attendance at the scene is within 10 minutes	5,998	
	No. of fire cases where first fire tender attendance at the scene is after 10 mins & within 20 mins	1,528	
	No. of fire cases where first fire tender attendance at the scene is	172	

	after 20 mins		
	Total number of call-outs in respect of all other emergency incidents during the year	2,434	
	No. of non-fire cases where first fire tender attendance at the scene is within 10 mins	1,846	
	No. of non-fire cases where first fire tender attendance at the scene is after 10 mins & within 20 mins	487	
	No. of non-fire cases where first fire tender attendance at the scene is after 20 mins	101	
Library Service: L1 Approved	Number of library visits during the year	2,563,464	
	Number of items borrowed during the year	2,305,193	
	A. Number of library visits per head of population	4.63	
	B. Number of items issued to borrowers during the year	2,305,193	
Library Service: L2 Approved	The Annual Financial Statement Programme F data / by the population of the LA area per 2016 census	€43.10	
	AFS Programme F02 Cost of Library Service	€23,840,704	
Youth and Community: Y1 & Y2 Approved	A. Percentage of local schools involved in the local Youth Council/Comhairle na nÓg scheme	35.44 %	
	Total number of secondary schools in the LA area at year end	79	
	Number of second level schools in the LA area from which representatives attended the Comhairle na nÓg AGM	28	
	A. Number of organisations included in the County Register and the proportion who opted to be part of the Social Inclusion College within the PPN	32.46	
	Total number of organisations included in the County Register for the local authority area	610	
	Total number of those organisations that registered for the first time in 2016	50	
	Number of organisations that opted to join the Social Inclusion Electoral College when they registered for the PPN	198	
Corporate: C1 & C2 & C4 Approved	Wholetime equivalent staffing number at year end	5,290.15	
	Percentage of paid working days lost due to sickness absence through medically certified leave	3.78 %	
	Percentage of paid working days lost due to sickness absence through self-certified leave	0.52 %	
	Number of working days lost to sickness absence through medically certified leave	46,864 day	
	Number of working days lost to sickness absence through self-certified leave	6,257 day	
	Number of unpaid working days lost to sickness absence through medically certified leave	1,490 day	
	Number of unpaid working days lost to sickness absence through self-certified leave	0 day	
	All ICT Expenditure in the period 01/01/2016 to 31/12/2016 divided by the WTE no.	€1,925.43	
	Total revenue expenditure on Account Elements	€10,185,796	
Corporate: C3 Approved	Total page views of the LA website in 2016	12,036,784	
	Total number of social media users at 31/12/2016 following the LA on social media sites	53,073	
	The cumulative total page views of all websites operated by the LA during 2016	12,036,784	
	Total no. of social media users who, at 31/12/2016, were following the LA on any social media sites	53,073	

**Finance: M1 & M2
Approved**

A. Cumulative balance at 31/12/2012 in the Revenue Account from the Income & Expenditure of the AFS	€16,186,509	
B. Cumulative balance at 31/12/2013 in the Revenue Account from the Income & Expenditure of the AFS	€16,576,645	
C. Cumulative balance at 31/12/2014 in the Revenue Account from the Income & Expenditure of the AFS	€28,354,582	
D. Cumulative balance at 31/12/2015 in the Revenue Account from the Income & Expenditure of the AFS	€28,600,516	
E. Cumulative balance at 31/12/2016 in the Revenue Account from the Income & Expenditure of the AFS	€26,101,486	
F. Cumulative surplus or deficit at 31/12/2016 as a percentage of Total Income from the AFS statement	3.21 %	
G. Revenue Expenditure per capita in 2016	€1,391.90	
The 2016 Total Income figure from the Income and Expenditure Account Statement of the AFS	€812,088,075	
The 2016 Total Expenditure figure from the Income and Expenditure Account Statement of the AFS	€769,949,460	
Collection level of Rates from the Annual Financial Statement for 2012	80.0 %	
Collection level of Rates from the Annual Financial Statement for 2013	81.0 %	
Collection level of Rates from the Annual Financial Statement for 2014	84.0 %	
Collection level of Rates from the Annual Financial Statement for 2015	88.0 %	
Collection level of Rates from the Annual Financial Statement for 2016	90 %	
Collection level of Rent & Annuities from the Annual Financial Statement for 2012	77.0 %	
Collection level of Rent & Annuities from the Annual Financial Statement for 2013	78.0 %	
Collection level of Rent & Annuities from the Annual Financial Statement for 2014	78.0 %	
Collection level of Rent & Annuities from the Annual Financial Statement for 2015	80.0 %	
Collection level of Rent & Annuities from the Annual Financial Statement for 2016	78 %	
Collection level of Housing Loans from the Annual Financial Statement for 2012	68.0 %	
Collection level of Housing Loans from the Annual Financial Statement for 2013	61.0 %	
Collection level of Housing Loans from the Annual Financial Statement for 2014	58.0 %	
Collection level of Housing Loans from the Annual Financial Statement for 2015	59.0 %	
Collection level of Housing Loans from the Annual Financial Statement for 2016	66 %	

**Economic
Development: J1 to J3
Approved**

A. The no. of jobs created with assistance from the Local Enterprise Office during the year	285.0	
A. The no. of trading online voucher applications approved by the Local Enterprise Office in the year	104	104
A. The no. of participants who received mentoring during the year	1,154	
B. The no. of those trading online vouchers that were drawn down in the year	41	The figures supplied to me by the Dublin City Council LEO Office indicate that 78 vouchers were drawn down. LGMA to examine.

Appendix 4 Dublin City Council Development Contributions Scheme

The Dublin City Council Development Contribution Scheme 2016-2020, under Section 48 of the Planning and Development Act 2000, as amended was adopted by the City Council in December 2015 and applied to all planning permissions granted after 1st January, 2016.

The following is a breakdown of development contributions collected in 2016

Section 48 Scheme – Contributions received	€21,338,495.71
Section 48(2c) Contributions received (Parks, Roads, Traffic etc.)	€ 589,228.04
Total payments received	€ 21,927,723.75

The Section 48 Contribution Scheme provides for the funds raised under the scheme to be applied as follows:

Class of public Infrastructural Development	% of contributions to apply to each class
Class 1 Roads infrastructure and facilities	30.24%
Class 2 Water and drainage infrastructure and facilities	14.61%
Class 3 Parks facilities and amenities	11.89%
Class 4 Community facilities and amenities	17.16%
Class 5 Urban regeneration facilities and amenities	26.10%

With the establishment of Irish Water with effect from 1st January, 2014, and the transfer of potable water and foul drainage responsibility to that Agency the reduced levy rate allocated to Class 2 “Water and Drainage Infrastructure and facilities” reflects the fact that Irish Water will be charging developers directly for their services.

Appendix 5 Conferences & Seminars 2016

Event	Destination	Councillors in Attendance
Local Authority Safety Services Conference	Waterford	1
Local Authority Safety Services Conference	Mullingar	1
Ready for 20 The Annual 20mph Places Conference	London, UK	1
Planning for Development Conference	Dublin	1
LAMA Spring Conference	Sligo	2
National Planning Conference 2016	Athlone	1
AILG Annual Conference	Buncrana	4
AILG - Module 2 Training Session	Letterkenny	2
Sister Cities Meetings	Washington, USA	1
AILG - Module 3 Training Session	Dundalk	1
Irish Transport Research Network Conference 2016	Dublin	1
AILG - Module 4 - Local Authority Housing & the National Action Plan	Cork	1
UNESCO Creative Cities Annual Network Conference 2016	Ostersund, Sweden	1
LAMA Autumn Seminar	Cork	2
AILG Training Seminar	Wexford	3
AILG Training Seminar	Sligo	3
Official Lord Mayor Visit	Ohio, USA	1
AILG Training Seminar	Dublin	1
Green Energy Conference	Moscow, Russia	1
European Lord Mayor's Summit	Rome, Italy	1
Total Events Attended		30

Appendix 6 Dublin City Council Recruitment Competitions

Dublin City Council Competitions Breakdown by Gender

During 2016, Dublin City Council held a variety of competitions. Listed below is a gender breakdown for some of these competitions held. The breakdown shows the number of males and females who applied for these positions and subsequently the number of males and females who were successful in obtaining a place on the panel.

Competitions	Total No. of Apps Recd	Applicants		Total	Successful	
		Male	Female		Male	Female
Technician Grade 2 Chemistry	35	10	25	12	5	7
Executive Technician Central Lab	22	8	14	5	1	4
Chargehand Gardener	18	16	12	12	11	1
Foreman Gardener	15	13	2	8	6	2
Assistant Foreman Gardener	16	13	3	8	6	2
Resident Engineer (Road Design)	39	38	1	12	12	0
Assistant Resident Engineer (Rd Design)	28	25	3	7	7	0
Assistant Inspector Licensing	23	21	2	5	4	1
Executive Fire Prevention Officer	15	10	5	4	2	2
Assistant Fire Prevention Officer	22	19	3	5	4	1
Senior Systems Officer	27	19	8	4	1	3
Inspector, Infrastructure	7	7	0	2	2	0
Graduate Engineer Civil	22	18	4	13	11	2
Graduate Engineer Mechanical	21	18	3	12	12	0
Graduate Engineer Civil	8	7	1	2	2	0
Porter	21	17	4	5	4	1
Administrative Officers	284	137	147	25	9	16
Senior Anatomical Technology Technician	3	1	2	1	1	0
Maximo Trainer	4	4	0	2	2	0
Assistant Architect	29	16	13	12	7	5
Executive Architect	37	19	18	12	7	5
Senior Exec H&S Officer	16	8	8	3	2	1
PPP Social Housing Project	18	14	4	1	1	0
Clerical Officer	793	381	412	85	45	40
Supervisor of Office Cleaners	8	3	5	3	0	3
Senior Enterprise Dev Officer	17	9	8	3	3	0
Traffic Officer Traffic	26	23	3	4	3	1
Traffic Officer Civil Works	24	24	0	3	3	0
Senior Executive Landscape Architect	4	3	1	2	2	0
Executive Planner	43	21	12	15	13	2
Project Estate Officer	47	32	15	11	5	6

Competitions	Total No. of Apps Recd	Applicants		Total	Successful	
		Male	Female		Male	Female
Material Manager	17	12	5	3	3	0
Senior Legal Assistant	3	1	2	1	0	1
Station Officer H&S	3	2	1	2	2	0
District Officer H&S	3	2	1	2	2	0
General Operative Turncocks	10	10	0	5	5	0
General Operative Drainage	23	23	0	7	7	0
General Operative Water	14	13	1	5	4	1
Community Officer	122	60	62	16	6	10
Accountant	28	11	17	5	2	3
Senior Liability & Risk Control Officer	11	4	7	3	0	3
District Parks Officer	15	13	2	3	2	1
General Operative Leakage	25	25	0	5	5	0
Inspector Waste Management	34	33	1	12	11	1
Lifeguard	24	17	7	9	7	2
Relief Attendants	119	82	37	88	58	30
Divisional Librarian	19	9	10	4	2	2
Senior Librarian	30	11	19	13	4	9
Executive Engineer Mechanical	15	14	1	2	2	0
Chief Shipping Turncock	3	3	0	1	1	0
Library Assistant (internal)	12	5	7	12	5	7
Exec ITS Officer	22	18	4	8	6	2
Executive Planner	105	53	52	15	9	6
Assistant Planner	95	49	46	12	5	7
Retained Fire fighters Skerries & Balbriggan	65	62	3	17	14	3
Senior Social Worker	32	8	24	6	1	5

Appendix 7 Members of Dublin City Council Joint Policing Scheme

Section 36 of the Garda Síochána Act 2005 provided for the establishment of Joint Policing Committees (JPCs) in each Local Authority administrative area, and as part of the local government structures. In 2006 JPCs were established, initially on a pilot basis, in a number of Local Authorities including Dublin City Council. Joint Policing Committees were subsequently set up in all Local Authorities and, in Dublin City given its scale and size, this consisted of a both Citywide Joint Policing Committee and 5 Area Subcommittees corresponding to the five operational areas of the City Council. Guidelines for the operation of the Joint Policing Committees were introduced by the Department of Justice in 2008, to cover the period 2009 – 2014, the life of the previous City Council.

Arising from a review process of the Joint Policing structure which commenced in 2012, and taking into account the establishment of new local government arrangements, revised guidelines for the operation of Joint Policing Committees were approved by the Minister in August 2014 and cover the period 2014 – 2019 (Council Report no. 288/2014 refers).

The main purpose of these committees and subcommittees is to provide a forum whereby a Local Authority, the senior Garda Officers responsible for the policing of that area, with participation from Local Authority members, Oireachtas members and community/business interests, can consult, discuss and make recommendations on matters affecting the policing of the area.

The Dublin City Joint Policing Committee, at its meeting held on 24th February 2015, approved the following process in the development of a six-year Strategic Plan and Annual Action Plans for Dublin City:

Three high priority issues for Dublin City six-year (2015-2021) Strategic Plan:

1. Community Safety / Confidence Building
2. Antisocial Behaviour – Housing Estates
3. Street Crime

The following action matters will form the basis of annual work plans for each of the six committees:

<u>City J.P.C.:</u>	Drugs Misuse
	Street crime /Street Issues
	Community Courts
<u>Dublin South Central</u>	Restorative Justice
	Estate Management
	Parks Security / Bye-laws

Dublin South East: Traffic, Cycling
Burglaries / Theft
Prison Service

Dublin Central: Halloween
Licensing / Off-licences
Victim Support

Dublin North Central: Policing / Crime Data
Business night-time economy
Graffiti / Dumping

Dublin North West: C.C.T.V.
Youth services
Family Support

Meeting of the Dublin City Joint Policing Committee are held every two months and take place in the Council Chamber, City Hall, Cork Hill, Dublin 2. 6 meetings were held during 2016.

The Dublin City Joint Policing Committee membership is as follow:

Councillors: Lord Mayor Brendan Carr, Daithí De Róiste (Chair) Kieran Binchy, Daithí Doolan (Vice-chair), Áine Clancy, Gary Gannon, Teresa Keegan, Dermot Lacey, Ray McAdam, Michael Mullooly, Críona Ní Dhálaigh, Larry O'Toole & Cieran Perry

Oireachtas Members: Deputies Maureen O'Sullivan, Aengus Ó Snodaigh

Community/Business Representatives: Peter O'Connor (Community Policing Forum), David Brennan, Joe Donoghue (Fatima Groups United), Tony Duffin (Ana Liffey Drug Project), Zéphyrin Ngaliema Mukoko (Community/Migrant representative), Gerry Byrne (Darndale Community Representative) & Richard Guiney (Dublin Town)

Dublin City Council officials: Declan Wallace & Brendan Kenny, Assistant Chief Executives

An Garda Síochána: Assistant Commissioner Jack Nolan, Inspector David Butler

The following is the current membership of each Joint Policing Subcommittee

Central Area Joint Policing Committee

City Councillors: Cllr. Ray McAdam (Chair), Cllr. Janice Boylan (Vice Chair), Cllr. Nial Ring, Cllr. Eilis Ryan, Cllr. Gaye Fagan, Cllr. Ciaran Cuffe, Cllr. Gary Gannon, Cllr. Christy Burke

Oireachtas Members: Deputies Maureen O’Sullivan, Mary Lou McDonald, Paschal Donohoe

Community / Business representatives: Richard Guiney (Dublin Town), Angela Rutledge (Phizzfest), Regina Dunne (Docklands Business Forum), Irene Bent (Mountjoy / Fitzgibbon district), Mary Fay (North Wall Community Association) & Geraldine Comerford, (North Wall CDP) (**Mark and Geraldine attend alternate meetings**), Peter O’Connor (Community Policing Forum), Mel Mac Giobuin (North Inner City Drugs and Alcohol Taskforce)

Dublin City Council officials: Rose Kenny, Area Manager & Karl Mitchell, Assistant Area Manager

An Garda Síochána: Chief Superintendent Pat Leahy and Superintendents Gerry Murphy, Ann Markey & Daniel Flavin

Number of meetings held during 2016: 6

North Central Area Joint Policing Committee

City Councillors: Larry O’Toole (Chair), Tom Brabazon, Paddy Bourke, Declan Flanagan, Alison Gilliland, John Lyons, Damian Farrell, Deirdre Heney, Jane Horgan Jones, Naoise Ó Muirí, Ciaran O Moore, Mícheál Mac Donncha, Michael O Brien, Edel Moran & Seán Paul Mahon

Oireachtas Members: Deputies Tommy Broughan, Richard Bruton & Finian Mc Grath

Community / Business representatives: Rose Wall (Mediation Services), Deirdre Tobin (Northside Business), Noel Magee (NABCO) 3 vacancies

Dublin City Council Officials: Dave Dinnigan, Area Manager & Deirdre A. Murphy, Assistant Area Manager

An Garda Síochána: Chief Superintendent Finbarr O’Brien & Superintendents Joseph O’Connor & Gerry Donnelly

Number of meetings held during 2016: 4

South Central Area Joint Policing Committee

City Councillors: Daithí De Róiste, Pat Dunne, Daithi Doolan, Paul Hand, Vincent Jackson, Greg Kelly, Hazel De Nortúin, Rebecca Moynihan, Criona Ní Dhálaigh, Tina McVeigh, Ray McHugh & Michael Mullooly

Oireachtas Members: Deputies Aengus O’Snódaigh, Joan Collins, Bríd Smith, Catherine Byrne,

Community / Business representatives: Aoife Carragher (Liberties Business Forum), Antoinette Curley (Dublin 12 Local Employment Services), Joe Donohoe (Fatima Groups United), Bláithnaid Dunne (Ballyfermot Local Drugs Task Force/Lower Ballyfermot Residents Association), Vincent Hibbert (Inchicore Environmental Group), Joyce Reid (St. Catherine’s Street Residents)

Dublin City Council Officials: Peter Finnegan, Area Manager & Bruce Phillips, Assistant Area Manager

An Garda Síochána: Chief Superintendents Frank Clerkin; Orla McPartlin & Lorraine Wheatley

Number of meetings held during 2016: 3

North West Area Joint Policing Committee

City Councillors: Lord Mayor Brendan Carr, Áine Clancy, Andrew Keegan, Anthony Connaghan, Cathleen Carney Boud, Cieran Perry, David Costello, Emma Murphy, Norma Sammon, Noeleen Reilly, Paul McAuliffe, Seamus McGrattan, Teresa Keegan, Andrew Montague

Oireachtas Members: Deputies Dessie Ellis, Róisín Shortall, & Noel Rock

Community / Business representatives: Robert Murphy (Ballymun4Business), Teresa Lydon (Board of Ballymun Drugs Task Force/member of subgroup of Safer Ballymun), Tony Byrne (Order of Malta/Finglas-Cabra Drugs Task Force/Scouting Ireland), Francis Murphy (Shandon Gardens and Coke Oven Cottages Residents Association/member of Cabra Policing Forum), Martin Hoey & Triona O'Sullivan (Public Participation Network/PPN reps.)

Dublin City Council Officials: Dave Dinnigan, Area Manager & Aidan Maher, Assistant Area Manager

An Garda Síochána: Chief Superintendents Finbarr O'Brien & Lorraine Wheatley

Number of meetings held during 2016: 4

South East Area Joint Policing Committee

City Councillors: Mannix Flynn, Anne Feeney, Chris Andrews, Kieran Binchy, Claire Byrne, Patrick Costello, Mary Freehill, Frank Kennedy, Dermot Lacey, Paddy McCartan, Ruairí McGinley, Claire O'Connor, Paddy Smith, Sonya Stapleton (14)

Oireachtas Members: Deputies Eoghan Murphy, Kate O'Connell, Jim O'Callaghan & Eamon Ryan

Community / Business representatives: Fionnuala Blake (Terenure Resident's Association), Esther McGrath (Beechill Community Group), Teresa Weafer (Ringsend & District Response to Drugs RDRD), Damian Coughlan (Harolds Cross Business Association / Harolds Cross Community Council), Martin Harte (Temple Bar Company) & Ciaran Flanagan (Docklands Business Forum)

Dublin City Council Officials: Rose Kenny, Area Manager & Brian Hanney, Assistant Area Manager

An Garda Síochána: Chief Superintendents Francis Clerkin & Orla McPartlin

Number of meetings held during 2016: 4

Appendix 8 Dublin City Council Corporate Plan 2015-2019

Progress Report 2016

The Place to Live

Our citizens are at the core of our key goals. Improving quality of life in a safe environment, ensuring social inclusion, providing an adequate housing supply and developing quality amenities will enhance Dublin as the place to live.

<u>Goal 1</u> <i>To develop a funding and management model to facilitate the delivery of all Housing priorities to 2019</i>	
<u>Objective</u>	<u>Progress</u>
Liaise with Government departments, Approved Housing Bodies, other agencies and the private sector in the development of the financial and management model.	Ongoing discussions with the Department of Housing, Planning, Community and Local Government (DHPCLG), Approved Housing Bodies (AHB's), National Treasury Management Agency (NTMA), Housing Agency and the private sector in the development of a financial and management model.

<u>Goal 2</u> <i>To increase the supply of social housing and improve existing housing stock</i>	
<u>Objective</u>	<u>Progress</u>
Prepare Housing Plan to include both new build and refurbishment	<p><u>Dublin City Council's Social Housing Strategy 2015 – 2020</u></p> <p><u>Acquisition Programme</u> 147 housing units acquired. Acquisition target of 100 units in 2017.</p> <p><u>Construction Programme</u> 40 units completed in 2016 Construction underway at Buttercup (35 units), Charlemont (79 units) and Dolphin House (100 units). These units are due for completion 2017/2018.</p> <p><u>Approval received from DHPCLG to develop schemes at:</u> Bunratty Road (60 units); Cornamona, Ballyfermot (60 units), North King Street (30 units); Infirmary Road (30 units); Belcamp (28 units).</p> <p><u>Development of Lands</u> Work underway on re-developing lands at Oscar Traynor Road/Malahide Road; O'Devaney Gardens; St. Michael's Estate to provide 1,200 homes including 30% social housing.</p> <p><u>Due to Commence 2017</u> Ballyboughal Road (7 units); Phase 2 Priory Hall (26 units); Phase 1 O'Devaney Gardens (56 units).</p> <p><u>Part V Delivery</u> 25 units were acquired in 2016 with a further 38 units to be delivered in 2017.</p> <p><u>PPP Bundles Model</u> 2 sites at Ayrfield & Scribblestown will be further developed with a site start in 2018.</p> <p><u>Homeless Alleviation measures</u> The City Council, with the approval of the DHPCLG, initiated a programme for the delivery of rapid build units. 22 of these units were delivered at Poppintree, Ballymun, in 2016. Construction is ongoing on four sites which will deliver an estimated 130 rapid build units in 2017. With work due to commence on a further 3 sites delivering 70 units in 2017 and 66 units on 2 sites in 2018.</p>

<p>Collaborate with Voluntary and Cooperative bodies and the private sector to deliver additional housing to meet housing need</p>	<p>Dublin City Council supported Approved Housing Bodies to deliver 318 units in 2016. This was achieved through acquisitions, leasing and construction using both public and private funding. 237 units are currently under construction with a further 258 units to be delivered in 2017 through an acquisition programme.</p>
<p>Prepare regeneration programme and refurbish and upgrade units in targeted complexes</p>	<p>Regeneration Schemes:</p> <p><u>St Teresas Gardens</u> Tender documentation is currently being prepared with a view to commencing construction of 50 units during 2017.</p> <p><u>Dolphin House</u> Contractor commenced construction of 100 units in November 2016. Design planning underway for Phase 2 of this regeneration project.</p> <p><u>Charlemont Street</u> This scheme is being carried out as a PPP and is scheduled for completion Autumn 2017. The City Council will receive 79 units of social housing in the completed development</p> <p><u>Ballybough Road 2-6</u> Construction scheduled to commence March 2017 on the renovation of 7 units of accommodation.</p> <p><u>Croke Villas / Sackville Avenue</u> Part 8 approval to demolish the 4 blocks of flats at Croke Villas was obtained in October 2016. Plans are now being prepared for the Part 8 process that will allow for the construction of 73 new units of accommodation on this site and also on part of Sackville Avenue. A new boulevard to provide access to Croke Park will also form part of this regeneration programme</p> <p><u>Lr. Dominick Street</u> Part 8 approval to construct 73 units of accommodation at this location was received from the City Council in February 2017. Tender drawings are now being prepared with a view to commencing construction by the end of the year.</p> <p><u>O'Devaney Gardens</u> 2 blocks were demolished in October 2016 and the remaining 2 blocks are scheduled for demolition later this year. The redevelopment of this site will provide 56 units of social housing accommodation.</p> <p><u>St Michaels Estate – Site 1B</u> Preliminary plans are being designed for this site. It is envisaged that approx 52 units of senior citizen accommodation will be constructed under this development.</p>

<p>Proactively manage rent, mortgage and other arrears owed to the Council</p>	<p>The Rents Section has an extensive and early intervention system in place that monitors accounts and notifies tenants whose accounts are in arrears.</p> <p>The section works closely with tenants in arrears to develop realistic payment plans that will help maintain a good payment record. Payments by direct debit and household budget are arranged where possible.</p> <p>To enhance the service to Council tenants a Customer Online Rents Service will be introduced in 2017 which will allow the tenants to view their rent statement on-line.</p> <p>Warning letters and statutory Tenancy Warnings are issued where rent related obligations are not being met.</p> <p>220 Tenancy Warnings issued in 2016. Non compliance may result in proceedings for possession of the tenancy. Tenants are advised of the availability of Debt Relief Notices from the Insolvency Service of Ireland.</p> <p>In relation to mortgage arrears, it is the policy of Dublin City Council that every effort is made to assist borrowers who encounter difficulties in meeting their mortgage repayments and have in place a Mortgage Arrears Resolution Process – (MARP). The Arrears Support Unit deal specifically with arrears and pre-arrears borrowers in a positive and sympathetic manner. There are a number of alternative repayment arrangements available to mortgage holders who find themselves unable to meet their monthly repayments and who have been involved in the MARP process including</p> <ul style="list-style-type: none"> • Capitalisation of arrears • Interest Only Agreements • Underpaying Agreements <p>Payment Plans Agreements and Restructuring of Shared Ownership loans to 100% loan.</p> <p>Where it is concluded that the mortgage is not sustainable, the following options are available:</p> <ul style="list-style-type: none"> • Voluntary surrender • Voluntary sale • Mortgage to Rent Scheme (the borrowers becomes tenants of Dublin City Council).
--	---

<p>Implement the Traveller Accommodation Plan</p>	<p><u>Progress on Traveller Accommodation Plan:</u></p> <table border="1" data-bbox="719 203 1501 589"> <tr> <td>Special Needs Adaptation Group Housing Scheme</td> <td>6</td> </tr> <tr> <td>Remediation (pyrite): Group Housing Scheme</td> <td>1</td> </tr> <tr> <td>Rebuild of Houses - Kylemore Grove</td> <td>3</td> </tr> <tr> <td>Rebuild of Houses - Bridgeview</td> <td>2</td> </tr> <tr> <td>Acquisition</td> <td>2</td> </tr> <tr> <td>St Joseph's upgrade</td> <td>5</td> </tr> <tr> <td>Yard Resurfacing</td> <td>10</td> </tr> <tr> <td>ST Margaret's Electrical Upgrade</td> <td>30</td> </tr> <tr> <td>Energy Efficiency Insulation</td> <td>130</td> </tr> <tr> <td>Refurbishment of Bay – Grand Canal</td> <td>1</td> </tr> </table> <p><u>Dublin Fire Brigade:</u></p> <p>Fire safety training was delivered to approximately 300 Members of the travelling community, healthcare providers and Dublin City Council staff. 74 Site inspections carried out and Smoke detectors and fire blankets were issued to all homes on sites.</p>	Special Needs Adaptation Group Housing Scheme	6	Remediation (pyrite): Group Housing Scheme	1	Rebuild of Houses - Kylemore Grove	3	Rebuild of Houses - Bridgeview	2	Acquisition	2	St Joseph's upgrade	5	Yard Resurfacing	10	ST Margaret's Electrical Upgrade	30	Energy Efficiency Insulation	130	Refurbishment of Bay – Grand Canal	1
Special Needs Adaptation Group Housing Scheme	6																				
Remediation (pyrite): Group Housing Scheme	1																				
Rebuild of Houses - Kylemore Grove	3																				
Rebuild of Houses - Bridgeview	2																				
Acquisition	2																				
St Joseph's upgrade	5																				
Yard Resurfacing	10																				
ST Margaret's Electrical Upgrade	30																				
Energy Efficiency Insulation	130																				
Refurbishment of Bay – Grand Canal	1																				
<p>Maintain the standard of private rented accommodation through regular inspection</p>	<p>In 2016 the Intensified Inspection Programme was amalgamated with the City Council's programme for the inspection of private rented houses.</p> <p>The Environmental Health Section responds to tenant complaints, undertake proactive inspections and undertake inspections of properties considered for the Rental Accommodation Scheme and under the Housing Assistance Payment scheme.</p> <p>In 2016 Environmental Health Officers inspected 1,751 private rented units and undertook 3,550 inspections. Of the lettings inspected 1,388 were found not to comply with the Housing (Standards for Rented Houses) Regulations 2008 as amended. In all cases where non-compliant lettings were inspected appropriate enforcement action, including legal proceedings, was undertaken. Overall 1,292 enforcement notices were served, 28 prohibition notices served and legal action initiated in 14 cases.</p> <p>Targeted enforcement actions taken by Dublin City Council ensured that landlords of 1,382 non-complaint lettings brought their properties up to standard and into compliance with the legislation.</p> <p>The result of the inspection programme is that significant improvements have been achieved in the quality and standard of private rented accommodation available in Dublin City.</p>																				

<p>Improve the energy rating of housing units thus reducing the Carbon footprint in the City and reducing fuel poverty</p>	<p><u>Energy Upgrades in Existing Housing Fabric Upgrade Programme:</u></p> <p>Phase 1 of the Fabric Upgrade Programme was completed by Housing Maintenance in 2016. This saw cavity insulation inserted into the walls and attics of a further 894 properties under a project financed by the Department of Housing, Planning Community and Local Government.</p> <p>In all, Housing Maintenance has completed fabric upgrades on 7,299 properties under this phase of the programme since 2013.</p> <p>This has resulted in:</p> <ul style="list-style-type: none"> • Savings of €16.6 million in energy costs • Savings of an estimated 282,000 Mwh in energy use • Average BER improvement from 'F' to 'C3' in the Phase 1 properties • A reduction of 28% in Dublin City Council's residential household CO2 emissions. <p>This means that Dublin City Council exceeded its 2020 target of a 20% reduction in residential household CO2 emissions in 2016.</p> <p><u>Voids:</u></p> <p>The policy of Housing Maintenance is to improve the energy performance of houses and apartments when refurbishing them for re-letting.</p> <p>In 2016, 463 properties received energy use upgrades through works such as improved insulation. This improves the property's energy efficiency by an average of 50%.</p> <p><u>Boiler Replacement</u></p> <p>Approximately 350 boilers were replaced by Housing Maintenance in 2016. More energy efficient boilers typically result in a reduction of 50% in energy usage.</p> <p><u>Conversion of 'Two-into-One' accommodation</u></p> <p>Conversion of two old bedsit type units into one more modern dwelling saw 48 new units refurbished and let in 2016. These were located in areas such as Thomas Clarke House and St. Bricin's Park.</p> <p>Preparatory, enabling and site works began on a further 96 units which will result in 48 modern units in 2017. All of these result in significant energy efficiencies.</p>
--	---

Goal 3 To address the needs of people experiencing homelessness and improve housing services	
Objective	Progress
Fully implement the objectives of the action plan for Dublin 2014 – 2016 Sustaining the Pathway to Home	<p>The number of adults and children being accommodated by homeless services in the Dublin region increased from 3,915 in December 2015 to 5,258 in December 2016. Of this number 1,780 were single adults and 1,382 were adults with a total of 2,096 children.</p> <p>Approximately €101 million was expended by the Dublin Regional Homeless Executive (DRHE) on behalf of the 4 Dublin Local Authorities and the Department of Housing, Planning, Community and Local Government for homeless and housing inclusion supports in 2016. The majority of these supports are provided through service level agreements with NGOs and include Homeless Prevention, Emergency and Supported Temporary Accommodation, Long Term Supported Accommodation and Day Services. Other costs include Housing Authority Homeless Services Provision. Health and wellbeing care supports are also provided through the Health Service Executive.</p> <p>Under the research function, the National PASS information system continues to be managed to ensure all information and interactions with service users are recorded, monitored and evaluated throughout the State. Information extracted from this shared data-base, combines with research undertaken, to generate a range of national and regional statistics and reports which assist all stakeholders track progress in achieving targets and goals, maximise the use of resources in the region and assist in the development of appropriate responses for targeted cohorts.</p> <p>This data is used to inform a series of info-graphics representing key data which continue to be produced and circulated. In addition responses are provided to an increasing number of media queries and information requests.</p> <p>Support and advice is also provided to the Department of Housing and for the Minister's Special Advisors.</p> <p>The DRHE continues to operate the homelessdublin.ie website to provide accessible information in the areas of prevention, support and housing. The site received 71,000 hits during 2016, compared with 54,358 in 2015. <i>Homeless Figures</i>, <i>Housing Assistance Payment</i> and <i>Help Someone who is Sleeping Rough</i> were the most frequently accessed sections of the website during the period.</p>
Increase the provision of housing units with support as required	<p>1,833 tenancies were achieved for homeless households in the region in 2016, an increase on the 2015 number of 1,059.</p> <p>The Homeless Housing Assistance Payment (Homeless HAP) initiative was operational in 2016 and a total of 974 adults moved out of emergency accommodation to Homeless HAP tenancies during the year.</p> <p>In 2016 works were completed on 22 Rapid Build units at Baile na Laochra in Ballymun. Works commenced on units in Finglas, Drimnagh, Belcamp and Cherry Orchard. In 2016 two short films on the Rapid Build Programme were produced. These films can be viewed at https://www.youtube.com/channel/UC6sO-2p-fOPMwYaw7bPopJw</p>

<p>Deliver preventative support services to stop the reoccurrence of homeless episodes</p>	<p>A total of 2,391 households in the Dublin Region contacted Threshold in 2016. Of these 1,425 were at risk of homelessness. 899 tenancies were protected and 18 progressed to homeless services. This Tenancy Protection Service is named as a key mechanism in the <i>Rebuilding Ireland Action Plan for Housing and Homelessness (2016)</i> and a dedicated public awareness campaign to promote the service took place in 2016.</p> <p>All Dublin Local Authorities have dedicated tenancy sustainment teams that provide inreach tenancy support in both social housing and private rental housing.</p>
<p>Ensure the housing, health, and welfare needs of the homeless are met</p>	<p>206 new emergency beds were provided across 4 new emergency accommodation facilities in 2016. These new beds are in addition to the existing 1,780 existing beds in emergency accommodation facilities. These facilities are operated by NGO service providers.</p> <p>The DRHE has overseen the testing of the National Quality Standards Framework (NQSF) during 2016, in the Dublin region and in three other regions (Midlands, North East and South West). These standards will be applicable to all homeless service provision in receipt of section 10 funding, whether the service is statutory, voluntary or private. It will apply to homeless services for single adults, adult couples and for adults with dependent children.</p> <p>There were 27 graduates from the Certificate Programme in Homeless Prevention and Intervention in December 2016 and a further 27 students began this course in September 2016.</p> <p>24 managers of homeless services completed the Effective Management of Homeless Services Module in 2016.</p> <p>There were over 80 responses to Freedom of Information and Data Protection Requests in 2016. A total of 261 complaints were received and processed over the period.</p> <p>Since December 2016 new systems have been in place to improve the Homeless Freephone service with the aim of reducing waiting times and providing clients with real time information about emergency accommodation availability.</p>
<p>Simplify and speed up the exit from emergency accommodation</p>	<p>The Dublin Local Authorities continue to work on a number of specific initiatives to address housing supply including the Homeless HAP initiative, the Dublin Placefinders service and the Rapid Build Initiative.</p>
<p>Eliminate the need for people to sleep rough</p>	<p>Two rough sleeper counts were carried out in 2016 with a total of 102 people counted sleeping rough in April and 142 people counted sleeping rough in November 2016.</p> <p>In 2016 The Housing First service for people at risk of sleeping rough continued to operate in the region. This service includes a dedicated assertive street outreach team 365 days per year.</p> <p>At the end of 2016 there were 68 people in tenancies in receipt of active support from the Housing First Team, an increase on the number of 46 during the same period in 2015.</p> <p>A short film was produced to promote awareness of the work of the Housing First service.</p> <p>This film can be viewed at: https://www.youtube.com/watch?v=bYluQa02xhU&t=6s</p> <p>A total of 548 reports were received from members of the public in relation to cases of people sleeping rough across the region in 2016.</p> <p>As a result of the additional beds introduced in December 2016 there was sufficient capacity to accommodate any person at risk of sleeping rough requesting an emergency bed at the year end.</p>

<u>Goal 4</u> <i>To deliver improved quality of life and social inclusion throughout the City by providing sustainable neighbourhoods, supported by a range of services and connected by good public transport and green infrastructure.</i>	
<i>Objective</i>	<i>Progress</i>
Provide a new City Development Plan for 2016-2022, with policies and standards to achieve sustainable neighbourhoods	In September 2016 the new City Development Plan 2016–2022 was adopted by the City Council following a two year period of extensive public consultation and consideration by the elected members. The City Development Plan, which came into effect on the 21 st October 2016, provides the spatial content for an increase in the city’s population by approx 60,000 by 2022, with associated employment and social infrastructure. Strategic Development and Regeneration areas are proposed, together with a number of Local Area Plans (LAPs) and a new Strategic Development Zone SDZ (Poolbeg West), all to provide for quality neighbourhoods.
Ensure that the Development Plan and Local plans are delivered through a quality responsive Development Management System	The Development Plan, LAPs, and SDZs were delivered through a responsive development management system during 2016. The number of pre-application consultations and planning applications has increased significantly. The Planning Department is pursuing an active land management approach to provide the delivery of much needed housing in the city.
Expedite initiatives, such as the Housing Taskforce and the Vacant Land Survey, to bring forward the supply of residentially and commercially zoned and serviced lands	Dublin City Council has been actively involved in the Housing Task Force during 2016, and is responsible for co-ordinating the quarterly reports for the 4 Dublin Authorities to track housing supply (permissions, commencements and completions) and engage with land owners. The Vacant Land survey is being progressed in accordance with the Urban Regeneration Areas as identified in the draft Development Plan, and the survey of vacant sites is currently being extended to all 5 areas of the city.
Initiate the best use of urban land through sustainable densities complemented by integrated green infrastructure	Achieving the best use of urban land was pursued in 2016 through the implementation of approved LAPs/SDZs, notably the Clongriffin/Belmayne LAP, Pelletstown and the Docklands SDZ, (in the latter case, over half the sites are now the subject of pre-planning/planning applications). All LAPs/SDZs, including the Liberties LAP are complemented by a ‘Greening’ strategy. At a higher level, the Development Plan now has a section devoted to addressing climate change.
Improve the connections between the established and new parts of the city through the creation of high quality, easy to read, public realm	The Public Realm Strategy is being revised and a Masterplan for the city centre has been produced which identifies a range of projects to achieve a pedestrian friendly city. Plans for enhancing the public realm are proposed for the North Lotts and Grand Canal SDZ, College Green and for a number of streets in the immediate vicinity of the cross city Luas line.

Goal 5	
To support independent living for all for all sectors of society	
Objective	Progress
Implement the National Disability Strategy	<p>A Multi-Agency Operations Group was established in February 2016, to be the key driver in the planning, design and allocation of accommodation for people with disabilities.</p> <p>A commitment to allocate a minimum of 5% of Dublin City Council's allocations to people with a disability was agreed. In 2016, 122, 7.38%, allocations were made.</p>
Increase the supply of adapted and extended units for persons with disabilities	<p>Housing Maintenance improved the provision of facilities for person with disabilities throughout 2016.</p> <p>414 provisions were completed in 2016:</p> <ul style="list-style-type: none"> • 25 ramps installed • 35 stair lifts installed • 138 shower adaptations • 10 extensions provided • 206 other works (including kitchens)
Support those moving from congregated and residential settings to live independently	Multi-agency Operations Group established in February 2016, to support the process of moving people from Congregated Settings. Dublin City Council provides assistance to Health Service Executive (HSE) and Approved Housing Bodies as required.
Provide appropriate units for senior Citizens	Housing Maintenance oversaw the refurbishment of 294 senior citizen's units in 2016. This results in improved access to and inside the properties
Continue to grant aid residents in private homes	<p>Dublin City Council Home Grants Section administers a number of grant options to assist persons in the carrying out of reasonable necessary works to render a house more suitable accommodation for People with Disabilities and Older Persons.</p> <p>In 2016, 869 grants were paid out to a value of €6m with a further 642 applications approved to the value of €5.6m.</p>

Goal 6 To promote healthy living and the recreational use of Dublin's unique natural amenities while protecting the environment and building resilience to cope with climate change.

Objective	Progress
<p>Use Development management and other mechanisms to extend the green network linking Open spaces and existing linear spaces in the City to provide for healthy living, biodiversity and resilience</p>	<p>This is ongoing and forms an important part of all relevant pre-application consultations. For example planning permission has been granted for the extension of the Dodder Linear Park to the rear of Clonskeagh Road.</p> <p>During 2016 Parks & Landscape Services initiated the following projects:</p> <p><u>Croppies Acre</u> This park was officially opened in June 2016 as a public park, having previously been closed to the public. Extensive upgrading works and improvements have been made and it now provides opportunity for recreation and relaxation to the public.</p> <p><u>Dolphin's Barn</u> A landscape scheme has been completed on the site of some old derelict shops in Dolphin's Barn. The planting includes species particularly attractive to bees and other insects</p> <p><u>St. Nicholas Street</u> The concrete median in St. Nicholas Street was excavated to introduce a hedge and other planting which has the benefit of greening this area and providing greater urban drainage capacity.</p> <p>A new pop-up garden has been provided in Church Street / Brunswick Street.</p> <p>New flower beds have been created in Parkgate Street and Ratoath Road.</p>
<p>Cater, as far as possible for the demand for sports and recreational facilities for all age groups within neighbourhoods</p>	<p>As part of the Development Management process, every effort is made to incorporate the provision of sports facilities within large scale developments.</p> <p>Parks & Landscape Services continued to maintain all parks / open green spaces under their remit in 2016. Works commenced on a range of infrastructure and upgrading projects, some of which are outlined below:</p> <p>All-weather pitches in:</p> <ul style="list-style-type: none"> • St. Anne's Park • Father Collins Park • Brickfields Park • Kilbarrack Park <p>Changing room pavilions in:</p> <ul style="list-style-type: none"> • Springdale Park • Edenmore Park • Tolka Valley Park, Finglas <p>Pitch Drainage works have been completed in:</p> <ul style="list-style-type: none"> • Tolka Valley Park • 2 soccer pitches in Albert College Park • 1 senior and 1 junior pitch at Kildonan Park • Mellows Park

	<p>Parks upgrades in the following parks:</p> <ul style="list-style-type: none"> • Chancery Park • Linen Hall • Griffith Park <p>These projects were part funded by Sports Capital Grants and planned in consultation with local community clubs.</p> <p>The Sports and Recreation Section supports, manages and delivers a wide range of sport and recreational programmes and services in the city annually through its facilities.</p> <p>These cater for all members of the community regardless of age, ability or background. Many of the programmes and services offered are at reduced cost to disadvantaged individuals and groups. They are also host to many clubs across a variety of sports including swimming, athletics, boxing and badminton.</p> <p><u>Highlights in 2016</u></p> <ul style="list-style-type: none"> • 1,375,469 visits to Dublin City Council’s Sport and Fitness facilities. • Ballybough Community and Sport Centre won 2 major Community and Council LAMA Awards for 2016. The first award was for Best Public Building of the Year and the second award is the overall Grand Prix award – a special commendation for outstanding excellence.
<p>Further enhance Dublin Bay as a resource for wildlife, recreation, and natural amenity with economic spinoffs, including Bull Island, the Poolbeg Peninsula and the environs</p>	<p>Dublin Bay has been confirmed as a proposed UNESCO Biosphere and is included as such in the Development Plan. The City Council works with Dublin Port to implement the ‘soft edge’ approach in the Port Masterplan. SDZ scheme for Poolbeg West includes coastal greenspace.</p> <p>Fáilte Ireland joined Dublin Bay Biosphere Partnership (DBBP).</p> <p>DBBP provided Biosphere Discovery Tours onboard Dublin Bay Cruises, enabling passengers to experience Dublin Bay’s wildlife. Specially trained guides gave tours to over 11,000 passengers; 72% rated it as 10/10.</p> <p>Dublin City Comhairle na nÓg created an awareness-raising video for DBB and were given full creative control. This project is considered international best practice for public engagement in Biospheres. It was showcased at Biosphere events in Peru, Scotland and on RTE News2day. It has had over 1,700 views. http://bit.ly/2g2IJSK</p> <p>A DBB Biodiversity Conservation and Research Strategy 2016-2020 was prepared. A working group met four times and proposed, discussed and prioritised an action plan. Public consultation was undertaken. Numerous actions are underway e.g. Acclimatize, a UCD-led project in which DBBP participates, received €3.5M in EU Interreg funds for research on water quality and climate change in Dublin Bay.</p> <p>The Dublin Bay UNESCO Biosphere Conference, themed “connecting people and nature”, took place at UCD. Over 120 attended including councillors, NGOs, community groups, local businesses, academics, students, and local and national government staff. There were workshops on Communication, Supporting Sustainable Communities and Research Networking and two international keynote speakers. Other speakers highlighted local projects.</p>

<p>Extend the recreational, amenity, cycling and walking potential of Dublin's rivers and canals</p>	<p>Policies/objectives in the Development Plan and LAP/SDZs to extend the 'linear parks' along the city's rivers. Campshires included in the SDZ public realm plan. Part 8 for new cycle way along the Royal Canal</p> <p>During 2016, Parks & Landscape Services worked in conjunction with the Environment and Transportation Department on the policy for the design, development and management of Greenways – pavements shared responsibly by cyclists and other park users.</p>
<p>Extend Sustainable Urban Drainage Systems (SUDS) as opportunities arise throughout the City</p>	<p>SUDS is actively provided in all large projects. Guidelines for front hardstandings include advice that they should be permeable.</p> <p>The provision of sustainable drainage systems is required as part of all proposed development proposals, and implemented through the Development Management Process.</p> <p>A City Council interdepartmental working group was set up in 2015 to consider opportunities for integrating SUDS systems with tree planting and other greening initiatives based on best international practice.</p> <p>A number of projects will follow on from this initiative during 2017.</p>

Goal 7

To develop engaged and active communities in the promotion of social inclusion and healthy living.

Objective

Further develop social capital, active citizenship in city communities through the Public Partnership Network, The Local Community & Economic Plan (LECP) and other measures

Progress

Dublin City Local Community Development Committee (LCDC)

During 2016, the Dublin City Local Community Development Committee (LCDC) continued to meet on a regular basis, supported by the Community and Social Development Section, and in fulfilment of its statutory functions under the Local Government Reform Act, 2014.

The LCDC is responsible for the monitoring and review of the nationally-funded Social Inclusion and Community Activation Programme (SICAP) which is delivered by five contracted organisations (SICAP Programme Implementers) in five 'Lots' across the City with an overall budget of €5.3 million. In 2016, the LCDC carried out an end of year 2015 and mid-year 2016 reviews and an appraisal of the proposed annual plans for 2017.

The LCDC, together with the Economic Development and Enterprise SPC, published the Dublin City Local Economic and Community Plan 2016 – 2021 (LECP) early in 2016.

The LECP is a statutory plan and is made up of two documents:

- A six-year strategy document outlining and giving context to the 12 high-level goals established following public and stakeholder consultation in 2015
- An Action Plan to be up-dated annually

A briefing session was arranged in July 2016 to inform stakeholders of LECP progress achieved. At the briefing session, the Chairs of the relevant Strategic Policy Committees committed to progressing the goals and actions of the LECP relevant to the remit of their SPCs.

The LCDC arranged for community consultations to be carried out jointly by Dublin City Council and the SICAP Programme Implementers in local areas across the city from September to November 2016. A total of 13 sessions took place and the results of the consultations were used to inform the development of actions for the 2017 Action Plan.

Public Participation Network (PPN)

Under Section 46 of the Local Government Reform Act 2014, Dublin City Council was required to set up a PPN for its administrative area which it did early in 2015.

The focus for the PPN is to promote public engagement and participation with decision makers through providing a structure to elect community representatives to Local Authority Committees.

By year end 2016 there were 610 groups registered with the PPN. One of the main functions of the PPN is to provide a nominating structure for the election of community representatives onto Local Authority Committees.

The PPN facilitated the election of community representatives on all appropriate structures as required. Representatives were elected to the LCDC (6), the PPN Secretariat (6). The remaining 3 PPN Secretariat vacancies for the Environmental Pillar are to be filled in 2017.

Elections were held in 2016 to fill two vacancies, one each on Culture Recreation and Amenity SPC and one to the Transportation SPC. Further elections took place to recruit representatives onto the Smart Dublin Advisory Network (1), the Luke Kelly Working Group (1) and onto two Local JPC's (Finglas 1 Cabra 1).

The Secretariat, which is the administrative body of the PPN and whose role it is to facilitate, communicate and co-ordinate the functions of the PPN arranged two plenary meetings during 2016.

In addition the secretariat itself met on eight occasions during 2016.

The PPN website www.dublincityppn.ie went live in December 2016.

Community Grants

Dublin City Council operates an annual Community Grants Scheme to support community participation and involvement.

Its key priorities are:

1. Social Inclusion
2. Community Development
3. Integration.

During 2016, 1010 grants were allocated citywide and across the five local areas amounting to a total of €826,100.

All community grants were presented and approved by the City Council at its March 2016 meeting.

East Link Bridge Grant Scheme

The East Link Bridge Grant Scheme allocated a total of €87,949.70 to communities in the Northwall/ Eastwall/Ringsend and Irishtown areas of Dublin.

The Eastlink Grants were approved by both the Central and South East Area Committees.

Future Grant Service Development

We are currently working to develop and deliver an on-line grants system for 2017.

Age Friendly

The nine themes of The Dublin City Age Friendly Strategy 2014-2019 continued to be implemented across the city by the 5 Area Age Friendly Alliances. These are cross-sectoral groups. Some of the achievements for 2016 include the launch of Dublin City Council Older Person's Cold Weather Initiative. 2016 Dublin City Council Social Inclusion Week was organised to coincide with National Positive Aging Week in recognition of the growing importance of older people in the life of the City. 2 new Men's Sheds were set up –one in North West area and one in the

	<p>Central Area. Community & Social events for older people took place throughout the year across all 5 areas. An integrated choir for those with Alzheimer/Dementia related illnesses has been set up in the South Central Area with 45 members. A similar existing choir “Memory Lane Choir” in Crumlin continued to be successfully supported throughout 2016.</p>
<p>Support the inclusion of community participation in safety and security at local level</p>	<p>Dublin Fire Brigade (DFB) as an integrated fire based emergency medical and rescue service provides a wide range of services and responses. In 2016 DFB’s East Region Communications Centre processed in excess of 160,000 calls for emergency assistance. In 2016 DFB carried out 52,480 fire and rescue mobilisations and 86,588 emergency medical service mobilisations which resulted in:</p> <ul style="list-style-type: none"> • 285 persons rescued from emergency incidents • €72M value of property saved • 96 river rescues attended • 104 road traffic collision rescues • 59,735 patients treated and transported to hospital • 3230 critical medical incidents managed • 399 cardiac arrests managed • DFB assisted in the delivery of 21 pre-hospital childbirths <p>Community Fire Safety is carried out across all sections of DFB, with different initiatives and programmes implemented throughout the community:</p> <ul style="list-style-type: none"> • 134 pre-incident plans devised and premises visited and validated • 125 operational exercises including nine large scale inter-agency exercises • 230 local community engagements – promoting fire safety awareness, station open days, community visits • 207 school visits which included 15,884 students
<p>Review the strategic framework on integration “Towards Integration”</p>	<p>A new Dublin City Integration Strategy 2016 to 2020 was published in May 2016 and work commenced on implementing some of the 54 actions in partnership with a wide variety of groups.</p> <p>Some key actions included:</p> <ul style="list-style-type: none"> • A promotional information campaign targeting intra EU mobile workers using the Dublin.ie platform, particularly targeting Poland, Romania, Lithuania, Latvia and Italy. • Publication of an Interfaith Charter in collaboration with the Dublin City Interfaith Forum. • Hosting a language provider’s conference & collaborating with ESOL providers (English for Speakers of Other Languages). • Supporting an English language Intercultural Centre in Ballybough Community Centre. • Extending the multilingual walking tours in the city • Developing a tool kit for organisations hoping to apply for Dublin City Council integration funding & an evaluation tool for use in assessing the applications. • Running a Migrant Information Fair in City Hall in conjunction with the International Organisation for Migration, which is the leading inter-governmental organisation in the field of migration.

<p>Participate with the relevant other statutory agencies in delivering the National Strategy for children and young people</p>	<p>The 2016 Working Topic for Comhairle na nÓg was the Education System & Emotional Counselling. Comhairle members carried out two surveys, created a video and made a submission to the national assessment of the DEIS (Delivering Equality of Opportunity in Schools) school programme. Three members of Comhairle na nÓg were interviewed about their video by Gill Steadman at RTE studios for the News2Day programme broadcast in October on RTE2 TV. They also created a video on Dublin Bay Biosphere in order to promote its importance to young people and received national recognition for their work in the press and on TV. The Comhairle was also congratulated on its innovative Dublin Bay Biosphere video at the UNESCO Summit in Peru 2016.</p> <p>Comhairle na nÓg members were also involved in the Ombudsman for Children's Strategic Plan 2016-2018.</p> <p>Some Comhairle members took part in an event organised by DCU in Albert College Park as part of positive ageing week called Operation Conversation</p> <p>A delegation of Israeli and Palestinian young people who were in Dublin for a week in October at a Kids 4 Peace conference met members of the Comhairle na nÓg in the Mansion House.</p>
<p>Manage social inclusion policies and protocols through the City Council's network of area offices</p>	<p>A very successful Social Inclusion Week took place this year from 26th September to 1st October. A full city wide programme of events was officially launched by the Lord Mayor Brendan Carr in the Mansion House.</p> <p>Over 60 well-attended events and activities took place during the week across the entire city.</p> <p>The programme included:</p> <ul style="list-style-type: none"> • Awareness raising and information exhibitions for staff • A volunteering workshop, • A national conference of organisations representing migrant groups • A mental health themed open mic night • Short radio plays performed by blind and visually impaired people. <p>The multi-agency Dublin City Age Friendly Alliance continued to work on the actions of a three year implementation plan - Dublin Age Friendly City Strategy 2014 – 2019.</p> <p>The inaugural Dublin City Good Citizen Awards ceremony took place in the Round Room at the Mansion House on Tuesday 17th May 2016.</p> <p>The Awards were hosted by the Lord Mayor Críona Ní Dhaláigh and singer/ songwriter and TV personality Keith Duffy, aimed to acknowledge the work of volunteers and good citizens in assisting statutory bodies to deliver essential community services throughout the city.</p> <p>49 nominees were shortlisted, from approximately 300 submissions received from communities across the city. The awards will be run every two years.</p>

The Place to Be

For visitors, business people and our citizens, the Council's ambition is that Dublin delivers the very best of infrastructure, facilities and events while nurturing our heritage and traditions with the ambition of continuing to be the preferred city in Europe.

Goal 1 <i>To promote tourism, sport and recreation and attract, manage and support major events and a range of activities for the City.</i>	
Objective	Progress
Work with tourism organisations to promote Dublin City as a major tourist attraction	<p>Dublin City Council continued its collaboration with Fáilte Ireland and other local stakeholders on the promotion of the City through the “Dublin – A Breath of Fresh Air” brand. The Bram Stoker and New Year’s Festivals continued to develop, supported by ongoing partnerships between Dublin City Council and Fáilte Ireland.</p> <p>A Dublin City Council Events Strategy is in development and will be published in 2017. This strategy will aim to strengthen our delivery of events and identify potential new flagship events and festivals which could be brought to the City. Funding continued to be allocated during 2016 by Dublin City Council’s Events Section to support events and festivals which aim to attract both local and overseas visitors. These Festivals include:</p> <ul style="list-style-type: none"> • Dublin International Film Festival • Bram Stoker Festival • New Year’s Festival • Fringe Festival • St. Patrick’s Festival • City Spectacular Festival • Trad Fest <p>Dublin City Council also supports Dublin’s DNA (Dublin Northside Attraction) - a unique and fascinating trail comprising some of the city’s most vibrant attractions that are a key not only to the character of Dublin city, but also to its people and the people of Ireland.</p>

Support and facilitate an integrated programme of arts development, cultural festivals and events

The Dublin City Arts Office programmed a number of cultural and artistic festivals in 2016 including:

- The Dublin Chinese New Year Festival with 32 events.
- Musictown Festival had 11,450 people attended.
- The International Literature Festival Dublin - 7,673 people attended events.
- The Opera in the Open season August 2016 - attended by 2500 people.
- Culture Night - 330 venues, 450 events. 66,000 people were on Facebook with 28,000 impressions on Twitter.

8 exhibitions, with works from domestic and international artists, were delivered as part of our 1916 Centenary Programme "The Artist as Witness":

Revisions by Julie Merriman

- The Collection – The Artist as Witness
- NO MORE FUN AND GAMES by Jesse Jones
- Roger Casement "High Treason"
- Our Kind by Alan Phelan
- What's What in a Mirror by Liam Gillick
- The Casement Sonata by Gavin Friday
- The Collection - The Best of the Decades
- The Arms of Freedom by Sven Augustijnen
- Beyond Tradition - Michael Kane

Education and Outreach

Dublin City Council's Education and Outreach Programme delivered a series of workshops, events, talks, tours and lectures, informed by Dublin City Gallery The Hugh Lane's exhibitions and collection:

- 51 public lectures/events and screenings
- 37 coffee lectures
- 60 Family / Children's workshops, 301 tours delivered (50 free to the public)
- A successful pilot outreach project - *Future Present: Witnessing 2016* - was delivered in collaboration with the North West Area.
- As part of the gallery's participation in the Dublin's Culture Connects project, members of the Sikh Community attended the premiere of 'Ships Passing in the Night' in the gallery.
- A welcome night was hosted by the gallery for members of the New Communities Partnership.

Supporting festivals and events in the City:

Dublin City Council supported and participated in:

- The Chinese New Year Festival
- St. Patrick's Festival
- Russian Festival of Culture
- Culture Night
- Festival of History
- One City One Book
- Dublin Gallery Weekend
- National Drawing Day
- Bealtaine

Dublin City Gallery The Hugh Lane's Sunday concert series:

38 Concerts were delivered as part of the Sunday at Noon series, with an overall attendance of over 12,000.

Dublin City Libraries

38,997 people attended events delivered in branch libraries and other venues.

The programmes publicised in the Spring, Autumn and Summer brochures linked to national & city-wide themed programmes.

Spring 2016 in Dublin City Public Libraries focused on Dublin Remembers: Is Cuimhin Linn programme with a wide range of topics to give background to those who required more information on 1916 and detail for those who had quite extensive knowledge already.

The Bealtaine programme in May 2016 was part of nationwide programme of creativity as we get older with writing, craft and music workshops so people could try out new endeavours for free.

The Summer Reading Programme provided a wide ranging programme of family & children events on story-reading, art & craft and music workshops.

Heritage Week and Dublin Festival of History remained a cornerstone in our programme for the Autumn with interesting talks and discussions.

Conversation Cafes and creative writing workshops in association with Fighting words proved popular with audiences during September and October.

We rounded up the year with a focus on Dublin Books Festival, Children's Book Festival and Science Week.

Several libraries were involved in promoting reading to children and provided workshops for DEIS schools during the Summer.

Liaison with Arts Office to co-ordinate Children's Art in libraries ensures children experience a holistic perspective to their surroundings via dance, theatre, art and music.

The Dublin Festival of History attracted audiences of 3,500 to free lectures and talks in Dublin Castle, branch libraries, and other venues.

Other history & heritage programmes included the City Hall Lecture Series; Heritage Week, the annual Gilbert library lecture. 16,000 people availed of free language learning facilities in the Central Library.

<p>Actively bid for and seek out major events for the City.</p>	<p>In May 2016, the Women's Rugby World Cup (WRWC) 2017 was launched. A representative from the Dublin City Sport and Recreation Section plays an active role in the tournament's advisory committee and is currently organising street branding on the run up to the event and the welcoming ceremony in the Mansion House Round Room for the 12 teams competing in WRWC.</p> <p>The 2020 Euro Championship was launched in November 2016 and as part of the tournament 4 games will be held in Dublin. A representative from Dublin City Council's Sport & Recreation Section plays an active role in planning for the event working alongside representatives from the F.A.I., Department of Transport, Tourism, and Sport, and Aviva Stadium.</p>
<p>Create a new City sports and wellbeing partnership</p>	<p>In 2016, the Partnership completed its first statement of strategy STRIDE 2017 – 2020 that sets out the sport and physical activity priorities for the City over the next four years under the following strategic goals:</p> <ul style="list-style-type: none"> • Places and Spaces • Programmes and Services • Promoting Sport and Inspiring People • Good Practice <p>Each goal consists of a clear set of initiatives and actions. Implementation of these will begin in 2017 via the 18 Sport Officers and 20 co-funded officers in Boxing, Cricket, Rowing, Rugby and Football who develop and implement sport and physical activity programmes and services to the general population.</p> <p><u>2016 Highlights</u></p> <ul style="list-style-type: none"> • Operation Transformation 5km Walk: 400 walkers. • Change for Life Programme: a 12 week lifestyle initiative with 370 participants. • Lord Mayor's 5 Alive Challenge: Five 5km races with 400 participants. • Champions Day: sports day for people with intellectual and physical disabilities with 90 participants • Older Adult Sports Day: sports day for older adults with 250 participants. • Marathon Kids: an initiative in conjunction with Fingal Sport Partnership and Dublin Marathon, with 3000 6th class children overall. • Late Night Leagues: an initiative in conjunction with the F.A.I. and Gardai for young people at risk, with 400 participants. • Great Dublin Bike Ride: 130 cyclists completed a lead in programme and then participated in the GDBR event. • <i>Get Going Get Rowing</i>: indoor rowing programme in partnership with Rowing Ireland aimed at teenage girls, with over 3000 participants.

<p>Develop and enhance relationships with other international cities.</p>	<p>The International Relations Unit continued to maintain and enhance the Council’s relationships with our twin cities and those with whom we have co-operation agreements.</p> <p>The Lord Mayor visited Liverpool, with whom we have been twinned since 1997, to meet community workers especially those in the areas of Social Housing Regeneration and Community Land Trust Projects.</p> <p>A Sister Cities Summit was held in Croke Park from 21st to 24th April. It was attended by some 200 US city mayors, business, education and youth leaders from many of the sixty United States cities that are twinned with Irish local authorities. The Summit marked the centenary of 1916 and also the 60th anniversary of the establishment of Sister Cities International by President Eisenhower.</p> <p>International Relations Unit also cultivated our links with China and a delegation from Dublin City Council visited Chengdu and Shantou as part of a World Cities project which aims to improve the quality of life in European, Chinese and Indian cities or regions through knowledge exchange among cities on specific thematic areas. Fingal County Council is also a partner on this project. We established diplomatic relations with Wuhan City of the Peoples Republic of China.</p> <p><u>Delegations welcomed to Dublin included:</u></p> <ul style="list-style-type: none"> • Members of the Chinese National People’s Congress visited Dublin in September. • The Mayor of District 7 Budapest • The Mayor of Enugu State Nigeria • Officials from St. Petersburg City Council.
---	--

<u>Goal 2</u> <i>To achieve the right balance between nurturing the City's unique natural and built heritage and creating new places through quality urban design.</i>	
Objective	Progress
Re-energise the North and South Georgian cores of the City, through the introduction of new and adaptable uses, which are sympathetic to the character of the area	<p>The Living City Initiative (LCI) continues to be promoted. A seminar/workshop involving all 6 cities and other stakeholders was held and actions identified. The Planning Department is setting up a 'one stop shop' to assist applicants. A study of suitable templates for adaptation of Georgian houses is being finalised.</p> <p>Conservation plans have been published for the conservation and improvement of both Merrion Square Park and Mountjoy Square Park.</p> <p>During 2016 Parks and Landscape Services</p> <ul style="list-style-type: none"> • Restored the railings in Mountjoy Square • Carried out restoration works to footpaths in Merrion Square
Continue the expansion of the city centre area eastwards to the Docklands, and westwards through the arc from Grangegorman to the Heuston Quarter	<p><u>Work progressed during 2016:-</u></p> <ul style="list-style-type: none"> • Grangegorman Campus is being implemented with facilities for 1000 students on site • the Planning Department co-ordinated Dublin City Council's input in the new Childrens Hospital (SJH) scheme, including the oral hearing • O'Devaney Gardens is identified as a Social Housing Initiative site • The Docklands SDZ, which provides for 300,000sqm plus commercial space and 2,600 residential units, is being implemented by a dedicated planning unit. • Through the development management process, planning permission was granted for major facilities / blocks at Grangegorman (the Central Quad and the Eastern Quad), and for significant mixed use developments in Dublin Docklands including key sites at Bolands Mills, Sir John Rogerson's Quay and North Wall Quay. • Permission was also granted for housing developments at Clongriffin and Pelletstown.
Strengthen the radial streets of the city by new uses of upper floors, and infill development	The LCI, as discussed above is aimed at the residential radial streets, such as Thomas Street & Aungier Street.
Extend the successful "Urban Village" model to create similar thriving centres in the new developing areas of the city	New urban villages, e.g. Ashton Gate, are included in the LAP's plus Clongriffin/Belmayne, Pelletstown & Cherry Orchard in the longer term. Local Environmental Improvement Plans (LEIPs) are included in the Development Plan for existing villages.

<p>Create a more fine tuned response to building height in relation to context and place making for the city</p>	<p>The Development Plan contains a refinement of the existing policy on height, such that max heights are expressed in metres, rather than storeys, so as to accommodate buildings of different floor to ceiling heights in the same street.</p>
<p>To promote the re-use of empty or under-used ground or upper floor space in the existing building stock by ensuring that issues relating to planning; fire safety; disabled access; heritage; conservation; commercial rates and environmental health are communicated in an integrated manner</p>	<p>The Living City Initiative will include a 'one stop shop' approach involving planning, conservation, disabled access, Building Regulations (Fire Access), in order to reduce the perceived burden on attracting more people to live in the city.</p>

<u>Goal 3</u>	
<i>To develop and maintain the road, street and public domain network to the highest international standards whilst maintaining the integrity of the city's unique heritage.</i>	
Objective	Progress
Target capital works towards enhancing the city's infrastructure and provide sufficient resources for major public domain works, optimising annual grant funding and allocating resources for maximum cost efficiency	<p><u>Capital projects progressed through planning during 2016:</u></p> <ul style="list-style-type: none"> • Development of a new skatepark for Le Fanu Park, which has seen design teams from all over the world submitting proposals in a design competition. • New public parks in Weaver Park and 'Chocolate' Park, Docklands • Improvements in St. Anne's Park • Upgrade of the park and grounds in St. Audeon's Park/Church • Bull Island: Phase 1 of car parking traffic improvements on the causeway • Interpretive Centre feasibility study • Design for recreation facility at North Bull Wall • Park re-design at the Peace Garden, Christchurch • Phase 1 of new park on north bank of river from Chapelizod to Memorial gardens (Liffey Vale House, Liffey Vale Park) <p><u>Capital projects completed during 2016:</u></p> <ul style="list-style-type: none"> • Willie Pearse Park: New changing room pavilion, refurbished boxing clubhouse and new children's playground • Croppies Acre: New public park • Herbert Park: New tearooms, bowling clubhouse and tennis courts
Prioritise works to ensure best value maintenance for the city's infrastructure and to ensure the city's road, footpath and cycling network is maintained to the highest safety standard	In addition to maintenance and reinstatement works completed by Direct Labour units contractors completed footpath works on 36 roads covering over 35,000m ² at a cost of €2.14m. Also over 94,000m ² of roads were resurfaced or reconstructed at a cost of €3.62m.
Significantly improve pedestrian and walking facilities in the city	Implement City Centre study proposals with regards to College Green, Liffey Cycle Route, footpath widening, traffic reduction, improvement of bus priority. Ensure Luas LCC works efficiently to link the walking routes in the city centre. During 2016 College Green proposals were worked up and put out for public consultation, and a team was appointed to prepare the Environmental Impact Assessment. Designs for the North and South Quays were developed. The Dublin Wayfinding system is monitored on an ongoing basis to ensure that it provides a useful service to visitors to the city. Tender awarded in 2016 for the maintenance upkeep and extension of finger panels and to investigate new locations in urban villages in Dublin

<p>Introduce a Transportation Asset Management System (TAMS)</p>	<p>During 2016 significant progress was made with the implementation of Stages 1 and 2 of the Confirm Transportation Asset Management System (TAMS). The TAMS system continued to be used by Road Maintenance Services in relation to management of enquiries and Works Management associated with same. This functionality was further enhanced with the successful Go Live of the CRM integration module in February 2016 which enables all Service Requests including status of same to be shared between both systems. Progress with the implementation of the Road Structures and Bridges and Pavement Management modules continues with both due to go live in early 2017. In addition a number of additional modules commenced and are advancing well. This included Public Lighting, Traffic Regulation Orders, Traffic Management, Traffic Accident and Schemes Management. All are due to Go Live in the first half of 2017.</p>
<p>Manage and improve the city's street furniture service in a well designed manner that enhances people's city experience.</p>	<p>During 2016, 16 number new street furniture Licences were granted, bringing the total number of premises with licences to 166. A total of €518,383.91 in street rental charges was collected.</p>
<p>Manage necessary road openings in a manner that minimises disruption to the city.</p>	<p>Ensure Roadworks control system continues to function effectively All works by utilities on public roads require licensing by Dublin City Council. In the course of 2016 some 10,394 individual licences were granted by the Council subject to conditions. All sites were monitored by the Council's Roadworks Control Unit and appropriate action was taken where breaches of licence conditions occurred. This work is ongoing.</p>

<u>Goal 4</u> <i>To manage and promote City Parklands and support the development of biodiversity measures and projects.</i>	
<i>Objective</i>	<i>Progress</i>
Achieve best sustainable practice in the management of the natural environment, including city parks and open spaces	<p>The Green Flag is awarded in recognition of achieving quality standards for the sustainable management of Parks and recreation facilities</p> <p>It promotes high horticultural and environmental standards and is a benchmark for excellence in park management based on acknowledged international best practice. The award scheme is administered in Ireland by An Taisce.</p> <p>In 2016, Dublin City Council was successful in achieving Green Flag status in three of our City Parks – Blessington Street Basin, Markievicz Park and St. Anne’s Park bringing the total number to 5 Green Flag parks</p>
Bring greater animation and attraction to parks in the City through events, markets and recreational activities	<p><u>Events in the Park</u></p> <p>A total of 387 applications for events in the parks were received during 2016. There were 21 cancellations resulting in 366 events taking place (an 8% increase on 2015)</p> <p>The following is a breakdown of the types of events that took place:</p> <ul style="list-style-type: none"> • 74 - Photo Shoots • 16 - Festivals • 51- Sporting Events • 17- Weddings • 59 - Filming • 28 - Charity Events • 15 - Arts & Culture • 37 - Commercial • 69 - Community & Family <p><u>Markets in the Park</u></p> <p>During 2016, markets took place in the following City Parks</p> <p>St. Anne’s Park Farmers Market – Saturday</p> <p>Herbert Park Farmers Market – Sunday</p> <p>Merrion Square Food Market – Thursday (lunchtime)</p> <p>Terenure Village Market in Bushy Park – Saturday</p>

<p>Proactively seek out opportunities to develop additional recreational and sporting facilities in the City</p>	<p>Dublin City Council Sports and Recreation Services and the Dublin City Sports and Wellbeing Partnership actively engaged with sporting organisations at National, County and club level to identify and support the development of new facilities, the refurbishment of existing facilities</p> <p>Upgrades to buildings and equipment are ongoing and in 2016 significant works carried out in facilities included:</p> <ul style="list-style-type: none"> • Refurbishment to changing rooms in Sport & Fitness Markievicz • Resurface of 11 a-side all weather pitch at Sport & Fitness Irishtown • Major energy efficiency project completed in Sport & Fitness Ballymun, Finglas and Markievicz. <p><u>New facilities:</u></p> <ul style="list-style-type: none"> • New boxing facility in St Catherine’s Community and Sport Centre • New gym extension and fit out at Ballybough Community and Sport Centre
<p>Continue to implement the Biodiversity Plan</p>	<p>The Dublin City Biodiversity Action Plan 2015 – 2020 was launched in May 2016. Significant progress has been made on 19 of the 29 Actions to date</p> <p><u>Highlights include:</u></p> <ul style="list-style-type: none"> • Hosting the first ever International Dawn Chorus in co-operation with RTE’s ‘Mooney goes Wild’ show, with the finale being broadcast from Herbert Park. The programme has since won the prestigious Rose D’Or Award • Piloting the Brent Goose Schools project in co-operation with Birdwatch Ireland and confirming 90 school children as ‘Brent Goose Ambassadors’. The project has since been presented at National and European level, and will be rolled out in 2017 with a focus on building links with schools from Iceland • The Dublin City Invasive Species Action Plan was published during 2016. • A ‘Biodiversity Village’ which gathered together all environmental NGO’s operating in Dublin City were among the highlights at the St. Anne’s Park Rose Festival and at the ‘Battle for the Bay’ on Dollymount Strand. <p>We continued to implement actions relating to:</p> <ul style="list-style-type: none"> • our volunteer programme • survey and management of protected species in areas of conservation value • engaging stakeholders as part of the Dublin Bay Biosphere, Dublin Mountains Partnership, the Water Framework Directive and the Regional Green Infrastructure
<p>Develop messages and awareness to counter problems caused by anti-social behaviour and dog fouling in city parks</p>	<p>Parks and Landscape Services commenced a number of initiatives including consultation with dog owners in St. Anne’s Park in association with Dogs Trust Ireland. Initiated a “Doggy Doo” event in Herbert Park to promote responsible dog owners.</p>

<u>Goal 5</u> <i>To maintain to the highest international standards and improve the quality of Dublin City's environment through the delivery of our services in a sustainable manner, recognising local, regional and national responsibilities and implications.</i>	
Objective	Progress
Ensure a consistently high standard of cleanliness throughout the city comparable to the cleanest capitals in Europe	<p>In 2016 Waste Management Services continued to seek efficiencies in all aspects of its street cleaning operations. This has included the optimization and rationalisation of depots and fleet and reorganisation of staff in order to provide the best possible street cleaning service to the city.</p> <p>A new street washing programme has been rolled out in the suburban areas with a nightly washing programme introduced to the city centre. Graffiti and Chewing Gum removal programmes have continued in the city.</p> <p>The introduction of an on demand Bulky Household Waste Collection service has replaced the former citywide 3 year cyclical programme and has proved successful with in excess of 400 requests attended to in 2016. This service has also introduced a new revenue stream for the section.</p> <p>Agreement was reached with Croke Park for the provision of event day cleaning services by Dublin City Council for the next 5 years. The section provided cleaning services to 52 payable events in the city in 2016. More detailed costing of events has resulted in increased revenue from this activity.</p> <p>Street cleaning waste and litter collected from over 3000 bins citywide totalled 16,600 tonnes in 2016</p> <p>Trials of different types of smart bin technology have been undertaken in different parts of the city to assess the benefits of this technology in delivering a more efficient service.</p>
Improve access to environmental information and to raise environmental awareness among citizens through use of digital communication channels	Dublin City Council provides a web portal enabling the public to access real time data from their ambient sound monitoring network made up of 14 sites around the City. Data from each individual site is also 'Tweeted' hourly for anyone who wishes to follow @dublincitynoise
Preserve and improve where necessary the water quality of our rivers and bathing areas	A total of 107 complaints were received in the Water pollution Section in 2016 and every complaint was investigated and closed off.
Reduce the risk of flooding and respond appropriately and effectively to flooding incidents	Dublin City Council's Flooding Advisory Group met on a number of occasions throughout 2016 to risk assess rain forecasts. A number of additional rain gauges have been put in place to assist responses to localised flooding incidents. Flood alleviation schemes ongoing throughout 2016.

<p>Deliver commitments in water services as outlined in the Council's Service level Agreement (SLA) with Irish Water</p>	<p>Commitments being delivered in accordance with the SLA</p>
<p>Protect air quality in line with European Union Directives</p>	<p>Air quality monitoring in Dublin during 2016 indicates EU air quality standards are being complied with. The proactive enforcement of air quality standards has resulted in 90% of air pollution complaints received during 2016 being resolved and those cases still open are under active investigation.</p>
<p>As the National Competent Authority for all waste exports and imports ensure full compliance with EU regulations on behalf of all local authorities in Ireland.</p>	<p>The National Transfrontier Shipment Office (NTFSO) established and operated by Dublin City Council is the National Competent Authority to manage the international movement of waste out of, into and through Ireland. The Office is responsible for the implementation and enforcement of European and National Legislation; to monitor waste shipments; to facilitate the business community involved in legitimate waste shipment activities; and to prevent the illegal shipment of waste.</p> <p>In excess of 2,000 inspections are carried out annually at ports and facilities in Ireland by a dedicated enforcement team. The Administration team ensures that annual exports of 1,650,000 tonnes of waste to Europe and Asia are in compliance with the strict regulatory rules.</p> <p>The NTFSO also works with other agencies such as the EPA, DOEHLG, IMPEL and liaises and collaborates with the Gardai, Customs and Port Authorities, other Competent Authorities, Northern Ireland Environment Agency, and other Local Authorities.</p>
<p>As Regional Co-ordinator for the Eastern-Midlands Waste Management Plan promote and encourage the prevention, re-use and recycling of waste in line with EU and National policy.</p>	<p>The Eastern-Midlands Region (EMR) Waste Management Plan 2015-2021 provides a framework for the prevention and management of waste in a sustainable manner in Dublin City Council and the 11 other Local Authorities in the Region. Dublin City Council, as the Lead Authority for Regional Waste Management Planning will oversee the implementation of the Eastern Midlands Regional Waste Management Plan 2015-2021. The three key targets include the reduction by 1% of total household waste generated per capita, to achieve a 50% recycling rate by 2020 and to reduce the direct disposal of waste to landfill. The implementation of the Plan will ensure that European and National mandatory targets are achieved and in doing so that the health of the communities in the region, its people and the environment are not compromised.</p> <p>The Council is responsible for co-ordinating waste enforcement actions within Eastern Midlands Region, setting priorities and common objectives for waste enforcement, and ensuring consistent enforcement of waste legislation.</p>

<p>Implement the Noise Action Plan 2013-2018 and prepare plan for 2019-2024.</p>	<p>Noise action plan implemented and new plan prepared. Initial work on the review of the Noise Maps 2012 on which the Noise Action Plan is based, commenced in June 2015, with major recalculation and amendments to the maps taking place in 2016 for completion and report to the EU commission by June 2017.</p>
<p>Reduce energy usage in the provision of public lighting</p>	<p>LED replacement program to have replaced 10,000 Lamps by 2019.</p>

Goal 6 To manage and promote the City Library Network, the City Arts Office and the Hugh Lane Art Gallery as hubs of cultural and art collections and learning opportunities	
Objective	Progress
Develop new Dublin City Library at Parnell Square	<p>During 2016 the City Council took ownership of the former Coláiste Mhuire Buildings. These properties will be the location of the New City Library at Parnell Square.</p> <p>Over the course of the year work continued on the development of the detailed brief for the new complex. Consultation during the year has focused on many elements of design requirements with a particular focus on IT and digital requirements and the music facilities planned.</p> <p>A presentation on the proposed New City Library was presented to the Arts and Culture SPC in September 2016</p>
Lead the promotion of Dublin City as a City of Literature	<p>There were 2,563,464 visits to branch libraries during 2016, while online presences attracted almost 3 million visits.</p> <p>2,204,989 items were issued during 2016.</p> <p>The Dublin UNESCO City of Literature Strategic Plan 2016-2018 was launched in 2016, which gives focus to six main themes:</p> <ul style="list-style-type: none"> • Identity, Advocacy and Promotion • The A-Z of Writing, Reading and Storytelling • Building Relationships and Networks • Storyhouse project • Leadership Structures and Resources • Research and Evaluation. <p>Dublin City hosted the annual conference of UNESCO Cities of Literature in Dublin in May.</p> <p>The Director of the Dublin UNESCO City of Literature Office was appointed Deputy Representative of the Literature steering group of the UNESCO Creative Cities Network.</p> <p>Dublin participated in 11 projects with other UNESCO Cities of Literature throughout the year.</p> <p>The office worked closely with the Dublin Book Festival, ISLA, Lingo and Bram Stoker Festivals.</p> <p>The International Dublin Literary Award was won by Akil Sharma for his novel Family Life.</p> <p>The City of Literature office delivered a number of programmes and festivals over the course of the year, chief among them being the Dublin One City One Book annual festival in April, which in 2016 became Two Cities One Book, as Belfast was involved as a once-off for the commemoration year and <i>Fallen</i> by Lia Mills was the featured book.</p> <p>Other key events included the Citywide Reading Campaign for Children, which involved branch libraries, public events and The Big Day Out during the St. Patrick's Festival; Words on the Street for European Literature Night; Dublin: A Year in Words poetry project, which will run until mid way through 2017.</p>

<p>Implement the Dublin City Arts plan</p>	<p>The Dublin City Arts Office programmed a number of cultural and artistic festivals in 2016:</p> <ul style="list-style-type: none"> • The Dublin Chinese New Year Festival in February with 32 events. • Musictown Festival - 11,450 people attended events. • The International Literature Festival Dublin - 7673 people attended events. • The Opera in the Open season August 2016 attended by 2500 people. • Culture Night had 330 venues and 450 events. 66,000 people were on Facebook with 28,000 impressions on Twitter. <p>The Dublin City Arts Office also provided:</p> <ul style="list-style-type: none"> • Artists in residence accommodation at: <ul style="list-style-type: none"> ○ 6 and 7 Albert Cottages ○ St. Patrick's Lodge ○ 9 Wooden Buildings • Incubation space for 7 arts organisations • Support and advice for artists and organisations by holding artists clinics • Arts Grants totalling €530,000 • Bursaries totalling €20,000 • Programming with artists and arts organisations costing €280,000 • Supported and progressed the Public Arts Programme through the care and maintenance of Dublin city's public art collection and 3 major commissions in 2016 • 10 Art Exhibitions took place in the LAB Gallery • 9,500 visitors attended the 1916 Commemorations exhibitions • 900 children took part in the Children's Art in Libraries project <p>Dublin Culture Connects was established with 4 projects:</p> <ul style="list-style-type: none"> • The National Neighbourhood • Cultural Audit • Fundraising Fellowship • EU LAB.
--	---

<p>Enhance the profile of the Dublin City Art Gallery the Hugh Lane</p>	<p><u>Development of New Strategic Plan</u> Work commenced in 2016 on the development of a new Strategic Plan for the gallery for the period 2017 – 2021.</p> <p><u>Increased visitor numbers</u> The gallery welcomed 193,229 visitors in 2016, an increase of 7.5% over 2015.</p> <p><u>Digital, print and broadcast:</u> The promotion of the gallery through social media and press calls culminated in The Artist as Witness 2016 Centenary Programme being covered by articles in 44 domestic and 10 international publications. Radio and TV coverage was also generated. Total hits for www.hughlane.ie were 129,235 of which 13,000 were from the UK, 7,500 from the US, 2,500 from France, 2,300 from Italy, 15,000 other.</p> <p><u>Working with local stakeholders</u> Through membership of Culture Dublin 1, we worked with other organisations on Parnell Square to enhance the cultural profile of the area.</p> <p><u>Acquisitions and exhibitions</u></p> <ul style="list-style-type: none"> • 8 exhibitions of artworks of domestic and international origin were delivered. • 55 artworks loaned to 9 galleries, both in Ireland and abroad • 7 new artworks acquired (including a rare self portrait by the Irish artist Frank O'Meara.
---	--

<p>Contribute to the Decade of Commemorations programme, including the 1916 Rising, by bringing the City's diverse memory collections to citizens locally and internationally.</p>	<p>One hundred years after the 1916 Rising, Dublin City Council's <i>Dublin Remembers 1916/2016</i> programme provided citizens and visitors to the city with a unique opportunity to engage with the history of the Rising, a pivotal event in Irish history. The <i>Dublin Remembers</i> programme dovetailed with the State's national commemorations programme, directed by the Ireland 2016 office, with its focus on reflection, remembrance and reimagining.</p> <p>A series of public consultation meetings held in the five Dublin City Council areas in early 2015 provided opportunities for all to inform the programme. Designed to engage as wide an audience as possible, <i>Dublin Remembers 1916/2016</i> encompassed many strands some continuing till the end of 2016:</p> <p><u>Public events programme:</u> A programmed series of events in Dublin City Council venues (talks, exhibitions, film, creative activities, Irish language events etc.) The programme contained 135 activities, including 17 exhibitions, 2 festivals, 5 publications. 4,000 people attended library-based events.</p> <p>Public history day on Easter Monday 2016 "RTE Reflecting the Rising" which c. 750,000 attended with Libraries, DFB and Dublin City Council Events participating in this.</p> <p><u>Promotion and marketing:</u> To ensure maximum engagement with the programme various advertising channels were used: city buses, train stations, Adshel poster sites and JCDecaux poster sites.</p> <p><u>Dressing the City:</u> Building banners/fencing banners erected along the route of the Easter Sunday parade ensuring excellent visual impact for a worldwide audience. 441 branded lamp post banners hung throughout the city for Easter 2016 including new sites in outlying areas (Ballymun and Cork Street).</p> <p><u>Citywide community engagement:</u> Over 200 community groups and schools awarded grants totalling c.160, 000 to hold 1916 Rising commemorative events in their local area. Activities ranged from publications to drama, from history open days to public art murals by schoolchildren. Historian Donal Fallon worked with transition year students to research their area in 1916 and publish the research.</p> <p><u>Commemorative plaques:</u> 1916 Rising plaques unveiled at garrison sites and other sites around the city.</p>
--	--

Access to historical sources:

Primary documents are the heart beat of history and new digitised collections for 2016 included W&R Jacob's biscuit factory archive, photographs and letters from 1916 era and blog articles on the history of the Rising.

Historian-in-residence

Provided mediated access to collections and exhibitions.

Permanent Reminders:

Restoration and re-opening of Richmond Barracks as part of the State's seven permanent reminder capital projects.

The entire programme delivered unprecedented citizen engagement with history in an accessible, free and family-friendly way.

A short film capturing the highlights of the *Dublin Remembers* programme was produced.

Richmond Barracks, which was funded by the Department of Arts, Heritage Regional Rural and Gaeltacht Affairs, was completed in April 2016, and officially opened on May 2nd 2016.

Staff are supported by volunteer tour guides (12) and gave tours to local, national and international visitors. Visitor numbers for the twice daily tours grew steadily and total visitor numbers up to year end 2016 were in excess of 6,500.

Since opening, the Barracks has hosted 7 exhibitions and 6 large events including two Presidential visits. 24 School tours were also hosted.

All the Dublin Festival of History Tours at the barracks were fully booked during September.

In excess of 200 visitors came for **Open House** in October.

"The Mess Café" opened in December 2016 and is being operated by a social enterprise on a pilot basis. The operator provides training to those most marginalised in society. Three local trainees have been recruited to date.

Goal 7**To make Dublin a safe place to live, work, visit and enjoy.****Objective**

Collaborate with An Garda Síochána, Health Services Executive, other agencies and the business community in co-ordinating and developing measures to deal with problems on the city streets such as anti social behaviour, drug activity, aggressive begging and noisy busking.

Progress

Homeless services and in particular the Housing First Service, are an integrated part of the street assertive engagement initiative which brings together Dublin City Council, the Dublin Region Homeless Executive, An Garda Síochána, Ana Liffey Drug Project and the HSE. The street assertive engagement initiative involves the use of a case management approach with known vulnerable persons on the streets of the City. The DRHE Director participates on the High Level Group to address street issues chaired by the Deputy Chief Executive for Housing Community and Emergency Services.

Dublin City Joint Policing Committee

Section 36 of the Garda Síochána Act 2005 provided for the establishment of Joint Policing Committees (JPCs) in each Local Authority as part of the local government structures.

Membership comprises: An Garda Síochána, Dublin City Council Elected Members and Officials, Oireachtas Members, Community /Business Reps.

The JPC met on 6 occasions during 2016.

There are 5 Joint Policing Subcommittees one in each of the 5 Electoral/Operational Areas of Dublin City Council.

The three priority issues for Dublin City under the JPC Strategic Plan (2015-2021) are as follows:

- Drugs Misuse
- Street crime /street issues
- Community Courts

The **South East Area Joint Policing Subcommittee** met on 4 occasions during 2016.

The three priority issues for the South East Area Joint Policing Subcommittee under the Strategic Plan (2015 – 2021) are as follows:

1. Traffic/cycling
2. Burglaries/Theft
3. Prison Service

Presentations/Initiatives/Progress for 2016

- Presentation on the “Probation Service”
- Presentation on “Dublin City Dog Control”
- Presentation on “Domestic Abuse” by Garda National Protective Services Bureau
- Progressed the “Graffiti is a Crime, Think Don’t Tag” awareness campaign

Dublin South Central JPC Subcommittee met on 3 occasions during 2016 and priorities were as set out in Strategic Plan (2015 -2021):

1. Restorative Justice Practices
2. Anti Social Behaviour Housing Estates
3. Park security/Bye Laws

Regular meetings were held in 2016 to address issues across Cherry Orchard using the Restorative Practices Forum. Youth Service Providers (Familibase) continue to use restorative practice techniques in engaging with the youth in Cherry Orchard.

Seven meetings were held in 2016 of the Parks Health & Safety Sub Committee and items discussed and actions taken: quad bikes & scramblers; Wandering Horses; Alcohol use in parks; Provision of litter bins

Dublin Central JPC Subcommittee met on 6 occasions in 2016 and priorities set out in Strategic Plan (2015 -2021):

1. Reduce anti social behaviour around Halloween
2. Licensing/Off Licences
3. Victim Support

The Halloween Working Group held 3 meetings to plan for a safe & enjoyable Halloween. Ongoing inspection of licensed premises & issues arising dealt with. All victims of crime are contacted by victim support staff & are visited by Small Areas Policing Garda.

The **Dublin North Central JPC Subcommittee** met on 4 occasions in 2016. Priorities were as set out in Strategic Plan (2015 – 2021):-

1. Policing/Crime
2. Business/night – time economy
3. Graffiti/ Dumping

Garda reissued crime prevention leaflet. Report made at July JPC meeting on night- time economy. Three meetings of Darndale Park Renewal Group held addressing anti social behaviour & there are plans to increase park usage.

Dublin North West JPC Subcommittee met on 4 occasions in 2016 and priorities were as set out in Strategic Plan (2015 – 2021):-

1. C.C.T.V in Public Domain
2. Sub Group established to review Youth Services in North West Area
3. Family Mental Health Support group

Work ongoing in relation to review of the policies, standards & processes associated with provision of CCTV across the city and report due to be made to March 2017 JPC subcommittee

Youth Services in North West Area - Interim findings were presented to JPC Subcommittee in December 2016 on compilation of demographic data (in association with the North West Partnership)

Review of Mental Health Services in North West Area to identify gaps in service delivery made by Support group & findings were presented to JPC Subcommittee in September 2016

Presentations/Initiatives/Progress for 2016

- Comprehensive Security planning for City Centre for St. Patricks Day and the Easter 1916 Commemorations
- Commissioned a number of reports addressing street issues of concern.
- "Think Don't Tag" graffiti initiative
- Review of Halloween 2016

The 2015 Annual Report summarising all JPC activities for that year was presented to the City Council in 2016.

Dublin City Centre Business Forum (DCCBF)

In 2016 there were 7 meetings of the DCCBF. Membership comprises: Chair Michael McCarthy, An Garda Síochána, Dublin City Council, Licensed Vintners Association, Dublin Town, Temple Bar Company, Restaurants Association of Ireland, Dublin Chamber of Commerce, Irish Hotels Federation

Progress in 2016

- Two-week Alcohol Awareness Campaign run in March 2016 (in advance of Easter 2016/St. Patrick's Day celebrations)
- Commissioned a study into on-street begging.
- Submission to Minister on proposed introduction of Supervised Injection Facility (response received January 2017)

High level Group on Street Issues

This group held 8 meetings in 2016

Membership: An Garda Síochána, Dublin City Council, Health Service Executive, Dublin Region Homeless Executive.

Representative of Ana Liffey Drug Project attends to provide updates when requested.

Progress 2016

- Assertive Case Management Team (ACMT) report launched by Minister for Communities & the National Drugs Strategy, Catherine Byrne, in November 2016
- Additional Public Order Patrols established in Summer 2016, operating in city centre hotspot areas Thursday-Saturday night inclusive
- Sharps Bins pilot scheme was extended to other locations in 2016.

<p>To further refine and develop our partnership arrangements with statutory and voluntary agencies and group in supporting safe communities and targeting vulnerable sectors including disadvantaged households, the elderly and others</p>	<p>Achieved via Joint Policing Committee and the Dublin City Centre Business Forum structures (see progress as outlined above).</p> <p>Safety Week takes place in each of the 5 areas.</p>
<p>To provide advice and guidance to enhance the safety of communities.</p>	<p>This is addressed under JPC through the subcommittees via local Safety Fora.</p>
<p>To implement relevant Fire Safety legislation in new and existing buildings to improve fire safety and fire safety management practices.</p>	<p>In 2016 fire blankets & Emergency Fire Evacuation Plans have been delivered to the majority of Dublin City Council tenants.</p> <p>In 2016 Dublin Fire Brigade</p> <ul style="list-style-type: none"> • processed 1,259 Fire Safety Certificates and 1,383 Licence applications and carried out 1524 inspections of premises on a risk based system to assess compliance under the relevant regulations i.e. nursing homes, hotels, schools, pubs, restaurants. • Held Community Fire Safety talks • communicated Fire Safety messages across social media platforms
<p>To coordinate and facilitate Major Emergency Management preparedness and response particularly in relation to disaster planning and adverse weather events.</p>	<ul style="list-style-type: none"> • Crisis Management Steering and Working Group in place to plan for Major Emergency management and evacuation • Major Emergency Response Contact List – updated and complete • Crisis Management arrangements – in place • Flood plan working draft in place and oil pollution plan in place
<p>To support Civil Defence in the development and utilisation of volunteers in supporting communities in emergencies.</p>	<ul style="list-style-type: none"> • Crisis Management Steering Group in place to provide support to Civil Defence in supporting communities in emergencies • Major Emergency Response Contact List – updated and complete • Crisis Management arrangements – in place

The Place for Business

Dublin is our capital city – an engine and a hub for economic development. Our ambition is to retain and grow infrastructure, develop activities and utilise technologies to the maximum to ensure that our city is at the forefront of business and economic prosperity.

Goal 1	
To develop the competitive advantage of Dublin as a capital city within a City Region through integrated planning and collaboration within the Greater Dublin Area.	
Objective	Progress
<p>Ensure the co-ordination of strategic infrastructure in the city region to provide for future social, physical and economic growth</p>	<p>The Dublin City Development Plan contains policies and objectives to ensure the co-ordination for strategic infrastructure for the sustainable growth of the city including Luas cross-city, new DART lines and Eastern Access Road, all in accordance with the National Transport Authority (NTA) transport strategy for GDA up to 2035.</p> <p>The Dublin City Local Economic and Community Plan (LECP) 2016 – 2021 and Action Plan 2016 was finalised in Q 1 2016. The plan recognises the need to put in place the infrastructure that positions Dublin as a safe, environmentally sustainable, vibrant, diverse and attractive place to live, work, visit and invest in with thirty six actions progressed in 2016 to achieve this objective.</p> <p>The economic impact of four key projects planned for the city was discussed by the members of the Economic Development and Enterprise SPC, with senior personnel from the Docklands Authority, St James Hospital, the Grangegorman Development Agency and the Digital Hub.</p> <p>Engagement with the Department of Communications, Energy and Natural Resources, facilitated the discussion of the broadband requirements for Dublin and the need to further improve broadband connectivity across the city.</p> <p>The role of Dublin Airport and Port in the City Region is recognised in the Socio Economic Profile of the LECP, and the capturing of key data of passenger numbers and tonnage metrics through the Airport and the Port saw the growth in both indicators throughout 2016.</p>

<p>Update and implement the Economic Development Action Plan for the City Region, incorporating as necessary a network of economic clusters</p>	<p>The Economic Action Plan is largely being provided through LECP (Local Economic Community Plan) and the Regional Spatial and Economic Plan.</p> <p>The Economic Working Group contributed to the delivery of the ninety Economic Actions contained in the LECP Action Plan 2016</p> <p>The Strategic Policy Committees worked to address the goals, objectives and actions in the LECP that came under their remit.</p> <p>A consultation process to identify Economic Actions for 2017 was carried out in Q4 2016. As part of this work the Dublin Economic Monitor and the Dublin.ie website were promoted, and a greater understanding of shared objectives and goals of key organisations and their alignment with the city's economic objectives was established. A number of collaborative projects were identified and will be included in the 2017 LECP Action Plan</p>
<p>Develop an effective alliance across the city regions' business, local government, state agencies and third level sectors to raise Dublin's International profile and brand, through Dublinked and other networks</p>	<p>Dublinked and other networks in the region are being developed.</p> <p>Improve Dublin's Liveability rating internationally by implementation of the Dublin City Public Realm Strategy</p> <p>The International Relations Unit continued to work with existing alliances and networks across the city such as Innovate Dublin, Digital Dublin, Creative Ireland and Fáilte Ireland to raise Dublin's international profile. Nine international business conferences were supported financially and others received soft support in the form of advice and referrals. The Unit also worked closely with the third level institutions in 2016 particularly with Trinity College and DCU.</p> <p>The Dublin.ie website launched in February 2016 has acted as a branding website promoting Dublin as a place to live, work and learn in, with a What's On section showcasing a myriad of events available across the Dublin region. The site built its content and its social media profile and established collaborations with other agencies in 2016. The unique offering of Dublin.ie was recognised by the prestigious Web Awards who nominated the site as winner of the best government/local government category.</p> <p>The LEO continued to support the work of the Office of the Dublin Start Up Commissioner in delivering a range of unique projects profiling and promoting Dublin as a compelling place for start up and scaling tech companies, to establish and grow, while attracting investment to allow them to realise their high potential growth.</p> <p>Actions were progressed under the Dublin Region Action Plan for Jobs and the four Dublin LEO's and Enterprise Units developed a Dublin Region Enterprise Strategy.</p>

	<p>Foreign Direct Investment (FDI) – Benchmarking Dublin</p> <p>The LEO contributed to a European Survey on FDI, resulting in very positive rankings for Dublin city and region. Dublin city ranked in the top 10 Major Cities in four areas and the Dublin Region also made the top 10 listing under four headings. An article was published in the FDI supplement of the Financial Times and articles were published in the Irish Independent and the Herald focussing on FDI in Dublin.</p>
<p>Assist the new Regional Assembly with the preparation of a new Regional Spatial and Economic Plan</p>	<p>Meetings have taken place with officials from the Regional Authority/Assembly in this regard.</p> <p>A new Regional Spatial and Economic Strategy for the Eastern and Midland Regional Assembly will be developed to replace the existing Regional Planning Guidelines.</p> <p>The process of preparing and adopting the Strategy has not commenced and the official commencement of this process is by ministerial direction. It is expected that this process will commence after or in tandem with the preparation and adoption of the National Planning Framework, which will be the successor document to the National Spatial Strategy and will be performed by the Department of Environment, Community and Local Government. The Regional Assembly will inform Dublin City Council's Head of Economic Development and Enterprise of the process and timelines of preparing and adopting the Regional Spatial and Economic Strategies, when this information is available.</p>
<p>Co-operate with adjoining Local Authorities to mitigate against climate change, in a co-ordinated manner, with particular regard to energy, settlement patterns, transport, waste management, and green corridors</p>	<p>Liaison continues with adjacent Local Authorities on a number of fronts.</p>

<u>Goal 2</u> <i>To develop Dublin's economic and enterprise potential in order to provide livelihoods to sustain a growing population.</i>	
<i>Objective</i>	<i>Progress</i>
Prepare a new Local Economic and Community Plan, which will help drive the socio-economic recovery of the City	The Dublin City Local Economic and Community Plan 2016 – 2021 which included a socio economic profile was completed in 2016.
Facilitate the expansion of the retail sector to ensure the City Centre remains the primary retail centre of the region, and to support the development of tourism	<p>Public Realm improvements to Grafton Street and environs have progressed. Retail is extending to College Green (complemented by proposed plaza) and Nassau Street. Dublin project is being progressed.</p> <p>Redevelopment of Dublin City Markets is progressing with procurement of design and build of the Car Park and Multi Use Games Area (M.U.G.A.) adjacent and in house design detail development for the Market building proper with expertise elements to be procured which have also commenced</p> <p>Through the development management process, every support is given to the creation and delivery of additional retail floor space within the city centre, in particular in or close to the two major shopping streets of Grafton and Henry Street, reflected in several planning permissions granted over the past year.</p> <p>A retail development programme was run for a number of businesses operating in the North Inner City.</p> <p>A Café and Restaurant Working group and a Tourism Working group were established by the Economic and Enterprise SPC.</p>
Identify emerging growth areas and produce further Local Area Plans to bring forward the social and economic growth of the city.	Growth areas identified in Poolbeg West, environs of St. James' Hospital and Cherry Orchard, for which LAPs/SDRAs are proposed.
Produce an updated suite of economic and enterprise development policies in the new City Development Plan 2016-2022	<p>The City Development Plan 2016 to 2022 contains a chapter on the city economy and enterprise.</p> <p>A new suite of economic policies are indicated in the plan, including recognition of cruise expansion, health sector and third level education as drivers of the city economy.</p>

<p>Ensure the successful development of the key Growth Areas in the City through the implementation of the Development Plan, the Local Area Plans (LAPs), the Docklands Strategic Development Zone (SDZ) and the Grangegorman SDZ</p>	<p>18 Strategic Development and Regeneration Areas (SDRAs), 7 LAPs, 1 SDZ and 31 Local Improvement Plans (LEIPs) have been identified in the plan, which cumulatively when implemented will have a transformative effect on the quality of the capital city.</p> <p>Through the development management process, planning permission was granted for major facilities / blocks at Grangegorman (the Central Quad and the Eastern Quad), and for significant mixed use developments in Dublin Docklands including key sites at Bolands Mills, Sir John Rogerson's Quay and North Wall Quay.</p> <p>The Docklands Strategic Development Zone and the Grangegorman Development Agency updated the members of the Economic and Enterprise SPC on progress on these key infrastructural projects during 2016.</p>
---	---

Goal 3

To provide for the safe, sustainable and efficient movement of people, and manage the efficient movement of goods and transport in the city, in a sustainable manner.

Objective	Progress
Ensure transportation planning is adequately resourced to represent Dublin's best interests in forming a central input into local and national development plans	The National Transport Authority (NTA) 2035 strategy as well as City centre study forms a basis for projects in the city until 2019.
Ensure national and local road safety initiatives are implemented to maintain Dublin as one of the safest cities in Europe for pedestrians	Road safety group set up, stakeholders involved and all fatal accidents are jointly assessed by DCC and An Garda Síochána. Speed limit reduction to 30Kph will be monitored to ensure effectiveness.
Place the pedestrian at the highest level of priority in transportation planning followed by cycling, public transport, goods and other vehicles	All designs follow this level of priority. Dublin City Centre Public Realm Master Plan and the City Centre Transportation Plan re affirm the order of priority for movement and outline a number of recommendations and projects which will most benefit the pedestrian and cyclist movement in the city core, making Dublin a pedestrian friendly city. The Masterplan introduces the Dublin pedestrian space calculator linking pedestrian space allocation to user footfall for the first time. They further promote the importance of space for lingering and seating in the city to ensure accessibility for all
Optimise our investment in Intelligent Transport Systems (ITS) to ensure traffic movement is optimised.	Investment in SCATS and new controller. 2016 brought in first VC6 controller and put Controller live and connected to SCATS.
Implement the traffic management plan recommendations in the strategic study for Dublin City.	In 2016 a senior engineer in charge of a city centre projects team was appointed , assigned staff to team and team began work on College Green and the North and South Quays bus lanes projects.
Ensure transportation planning follows the Design Manual for Urban Streets and Roads and is in line with the Government Policy 'Smarter Travel – A Sustainable Transport Future'	DMURS is now standard

<p>Provide the most efficient parking service to citizens and users of Dublin's city and neighbourhood roads and streets</p>	<p>An additional 37,166 motorists signed up to the Councils Cashless Parking payment service, Parking Tag, in 2016 bringing the total membership to 145,676 motorists with over 3.8 million cashless transactions in 2016. 46,700 customers availed of the retail parking payment option in 2016 with over 100,000 customers using the once off payment facility, charging to mobile or debit/credit card. 12,041 residents parking permits were issued in 2016 with over 255,000 visitors parking permits issued. Over 24 million parking events took place in Dublin City in 2016. 56,172 (0.2%) of all parking events resulted in enforcement action with 42% of all enforcements for traffic related offences. Under 5% of enforcements were appealed with only 17% of those, or 455, receiving a full refund. This represents under 0.002% of all parking events in 2016.</p> <p>The procurement process for replacement of old parking meter stock was completed in 2015 and there were a total of 300 new state of the art machines rolled out by the end of 2016</p>
<p>Implement the Dublin City recommendations from the Greater Dublin Cycle network</p>	<p>During 2016 the following was achieved:</p> <ul style="list-style-type: none"> • Liffey cycle route continued to work up options for consideration. • Fairview to City centre prepared part VIII documents and designs. • Dodder Greenway continued design work on the interface section with the Flood defences. • S to S route construction work continued on scheme with a view to opening it in 2017.

<p>Pursue appropriate Smart City projects with leading international I.T. companies</p>	<p>Engaged in Smart cities H2020 projects Vavel, Flow and Iscape, Interreg project BE GOOD. Use Small Business Innovation Research (SBIR) for public transportation information project.</p> <p>Industry collaborations include strategic partnerships with IBM (mobility), Intel (environmental monitoring), Kingspan, ARUP/MITSUI (smart lighting) and Vodafone.</p> <p>Dublin City Council was the first local authority in Ireland to deliver a Small Business Innovation Research (SBIR) project supported by Enterprise Ireland designed to source low cost innovative solutions to key city challenges. The first project focused on finding new solutions to help scale up cycling in Dublin with a fund of €150,000. Five companies completed the first phase of the programme in 2016 developing solutions such as low cost theft trackers, smart cycle lights and a smart bell. There is an additional funding of €25,000 for four companies for Phase 2 which will commence in 2017. DCC established a multi-year collaboration with SFI (Science Foundation Ireland) & CONNECT – a national research centre for future connectivity (based in Trinity College Dublin) to experiment with innovative new ways to deploy large scale sensor networks in cities with an initial focus on flood monitoring. DCC in collaboration with Intel & ZooDigital won an Accenture Digital Innovation of the year award for the development of an interactive flood monitoring platform. <u>Smart Dublin</u>: The City Council supported the roll out of regional ‘Smart Dublin’ initiative; a partnership of all 4 Dublin Local Authorities which was launched in March 2016. www.smartdublin.ie Smart Dublin was shortlisted for Global Smart City innovator of the year 2016 by TM Forum. Smart Dublin was shortlisted for Chambers Ireland local government excellence awards as the Best Local Authority joint initiative, 2016.</p>
<p>Ensure local safety issues are addressed through the efficient use of the TAG (Traffic Advisory Group) system.</p>	<p>TAG process to be refined and the use of TAMS to be standardised for all queries.</p> <p>There were 1,860 requests received in 2016 for consideration under the TAG process. 897 decisions (445 recommendations and 423 non-recommendations) were issued by the Area Engineers. 829 new statutory measures were implemented during 2016. The TAG process is under continuous examination with a view to introducing further improvements and efficiencies.</p>

GLOSSARY OF TERMS

ACMT	Assertive Case Management Team
AHB's	Approved Housing Bodies
BER	Building Energy Rating
CRM	Customer Relationship Management
DART	Dublin Area Rapid Transit
DBBP	Dublin Bay Biosphere Partnership
DCC	Dublin City Council
DCCBF	Dublin City Centre Business Forum
DCU	Dublin City University
DEIS	Delivering Equality of Opportunity in Schools
DFB	Dublin Fire Brigade
DHPCLG	Department of Housing, Planning, Community and Local Government
DMURS	Design Manual for Urban Streets and Roads
DNA	Dublin Northside Attraction
DRHE	Dublin Regional Homeless Executive
EMR	Eastern-Midlands Region
ESOL	English for Speakers of Other Languages
EU	European Union
F.A.I.	Football Association of Ireland
FDI	Foreign Direct Investment
GDA	Greater Dublin Area
GHS	Group Housing Scheme
HAP	Housing Assistance Payment
HSE	Health Service Executive
JPC's	Joint Policing Committees
LAMA	Local Authorities Members Association
LAP	Local Area Plan
LCC	Luas Cross City
LCDC	Local Community Development Committee
LCI	Living City Initiative
LECP	City Local Economic and Community Plan 2016 – 2021
LEIP	Local Environmental Improvement Plans
LEO	Local Enterprise Office
MARP	Mortgage Resolution Process
MUGA	Multi Use Games Area
NGO's	Non-governmental organization
NQSF	National Quality Standards Framework
NTA	National Transport Authority
NTFSO	National Transfrontier Shipment Office
NTMA	National Treasury Management Agency
PASS	Pathway Accommodation and Support System
PPN	Public Participation Network
RTE	Raidió Teilifís Éireann
SBIR	Small Business Innovation Research
SCATS	Sydney Co-ordinated Adaptive Traffic System -Dublin City Council's traffic management system
SDRA	Strategic Development and Regeneration Area
SDZ	Strategic Development Zone
SICAP	Social Inclusion and Community Activation Programme
SJH	St. James's Hospital
SPC	Strategic Policy Committee
SUDS	Sustainable Urban Drainage Systems
TAG	Traffic Advisory Group
TAMS	Transportation Asset Management System
UCD	University College Dublin
UNESCO	United Nations Educational, Scientific and Cultural Organization
VC 6	an enhanced version of the software controlling traffic signals
WRWC	Women's Rugby World Cup

