

**DUBLIN CITY COUNCIL  
ADOPTED BUDGET 2006**

COMHAIRLE CATHRACH BHAILE ÁTHA CLIATH  
BUISEAD FAOFA 2006



**To The Lord Mayor and Members of the Dublin City Council**

Report of the Dublin City Manager on the Draft Budget of the Dublin City Council for the local financial year ending on the 31st December 2006.

---

In accordance with Section 102 of the Local Government Act 2001, the Draft Budget has been prepared by the City Manager showing the amounts estimated as necessary to meet the expenses and to provide for the liabilities and requirements of Dublin City Council during the local financial year ending on 31st December 2006. A copy of this Draft Budget in the prescribed form together with explanatory and comparative statements of the figures is enclosed. On the basis of this Draft Budget the amount to be raised by the Annual Rate on Valuation would require a rate of 57.31.

The Draft Budget will be considered by the City Council at the Budget Meeting to be held in The Council Chamber, City Hall, Dublin 2 at **6.45 p.m. on the 28<sup>th</sup> November 2005**. In compliance with Section 103 of the Local Government Act 2001, the required public notice has been given and a copy of the Draft Budget deposited in the offices of the Dublin City Council.

An Information Meeting of the City Council will be held in the Council Chamber, City Hall as follows:

**Budget Information Meeting Monday 21st November 2005 at 6.00pm.**

**JOHN FITZGERALD**  
**DUBLIN CITY MANAGER**



# Dublin City Council

Comhairle Cathrach Bhaile Átha Cliath

Annual Revenue Budget 2006 submitted in accordance with Section 103,  
Local Government Act 2001

## **Introduction**

The service provision to the citizens of Dublin and to the ever-growing numbers of users of our city has increased and strengthened during 2005. Dublin City continues to be the economic engine of the region and the State. The year has shown continued business growth with consumer spending on the increase and footfall in the City strengthening. Through improvements in the services and physical infrastructure, upgrading public lighting, provision of quality bus corridors and allocation of additional resources to street cleaning, Dublin City Council continues to support our ever busy and active city. Investment in the City in previous years is now showing dividends through the improving quality of the built environment around us. The O'Connell Street Plaza is a showcase for our principal thoroughfare O'Connell Street. The public arena at Smithfield provides a modern open public space in this emerging quarter.

## **Revenue Budget 2006 – Main Financial Issues**

The preparation of this draft budget before you has been a difficult process, balancing the demand for maintaining and expanding services. While costs are increasing due to both domestic and international economic factors, keeping our cost base at a reasonable level is a significant challenge. Through the partnership approach significant improvements in service delivery have been implemented and these have contributed to greater efficiencies and productivity. I am mindful of maintaining

business competitiveness in the City and consequently have drafted this budget with due consideration for the demand for services and also the cost of service provision. The City Council is faced with an increasing payroll budget that reflects the full implementation of the pay arrangements negotiated centrally, specifically Benchmarking and Sustaining Progress.

### **Local Government Fund**

The final allocation to the City Council has not yet been notified. Indications to date are that an increase of 5.7% can be expected. In line with this, an amount of €92m has been included in the 2006 Budget.

### **Commercial Rates**

The competitiveness of the City as the centre for business is essential in maintaining and strengthening the Dublin economy. The City Centre must continue to attract and support business across the sectors. The City Council plays a key role through the quality and reliability of support services provided to the business sector. I am aware that all business markets are competitive and that businesses must continuously reflect on their cost base, including charges made by Dublin City Council. In 2006 I expect the rate base to grow slightly, thereby increasing the number of businesses upon which commercial rates are charged. Inflation indices currently demonstrate a rate of 3.5%. Services inflation has been forecast for the third quarter 2005 at 3.75%. I fully appreciate that our charges are a cost to business but in my view, these charges represent exceptional value for money at a realistic price level. For 2006, to balance this budget, an increase in the rate multiplier by 3.8% to a multiplier of 57.31 is necessary and I recommend accordingly.

### **Housing and Residential Services**

#### **Rental Accommodation Scheme**

The scheme, which was announced by government last July, gives local authorities new responsibilities to provide for the long-term housing needs of people in receipt of rent supplement for 18 months or more. Implementation has now commenced on the Rental Accommodation Scheme and a dedicated RAS Unit has been established. Accommodation in the main will be sourced through the private rented market and the local authority will be entering into direct contractual relationships with accommodation providers to secure the long-term availability of private rented accommodation.

The scheme is intended to enhance the response of local authorities to meeting long-term housing needs and to provide secure, planned, good quality private rented accommodation for a sector of the population where in many instances this has not been the case. There is a 3-4 year time frame to transfer all recipients on to the scheme, and Dublin City Council will have over 5,000 households to cater for in this time period. The budget provides €12m for the operational cost of the scheme which is recoupable from the Department of the Environment, Heritage and Local Government.

### **Anti-Racist Initiative**

The last decade has experienced the change from endemic emigration to net immigration. Dublin is becoming a multi-cultural environment and this presents challenges to addressing issues such as social cohesion, inclusion, equity and anti-racism. This budget provides additional resources to implement an anti-racist initiative.

### **Voids**

The management of voids presents a continuous challenge and a review of structures and communications is being undertaken to identify a more responsive system in order to improve void management. The key objective is to reduce the average time taken to re-let dwellings.

### **Road Maintenance**

The rate of car ownership and levels of traffic volumes continues to increase. Both personal and business use of our cars is higher now than in previous years. This increased activity places pressure on the roads network in terms of the need to maintain our roads in a reasonable condition. Funding has been increased in 2006 to facilitate a greater rate of maintenance across the City.

### **Use of Cycles**

The number of cyclists in the city has been steadily increasing. Cycling is an effective means of transport whilst providing health and recreational benefits. The City Council will consider in 2006 how a rent a bike scheme in the city centre might be progressed.

## **Sports and Recreation**

There has been significant investment in the sports and recreation facilities throughout the City in recent years. Markievicz, Finglas and Irishtown Leisure Centres are operating well, providing high quality leisure facilities. The City Council recognises the value of sport as a key amenity and plans to further strengthen in 2006 initiatives already in place.

Provision for the operation of the Ballyfermot Leisure Centre is provided in the 2006 Budget. The Capital investment in 2006 for Ballyfermot, Crumlin and Rathmines is approximately €25m. In particular three recreation centres – John Paul II Park, Cabra, St Catherine's Marrowbone Lane and Donore Avenue, will operate extended opening times during 2006. This will facilitate a greater cross section of the community in terms of gaining access to the facility.

Participation in sport by young people is a key aim of Dublin City Council, and to further achieve this aim funding is provided in the 2006 Budget for an additional five Sports Development Officers. This brings the total complement of Sports Development Officers to seventeen.

## **Parks**

New Parks will come into operation during 2006 including Coultry Park and Balcurris Park in Ballymun. Also to improve the appearance of our parks, a programme of painting of railings and path resurfacing in the Parks will be carried out during the year. A review of the park warden service will be initiated in 2006 to identify options for tackling anti-social behaviour during closed hours.

New or improved playgrounds will be provided at Ellenfield Park, Whitehall, Ringsend Park and John Paul II Park, Cabra during 2006.

During 2006, Dublin City Council will continue to implement its strategy for the utilisation of both the Dodder and Tolka Rivers. The council seeks to exploit both rivers as key public spaces and recreational amenities. In relation to the Tolka, the city council will commission a design for a significant element of the Tolka Valley, Linear Park at Pelletstown. Also during 2006 significant work will be carried out beside Donnybrook Rugby Club as the next phase of the Dodder Valley, Linear Park.

During 2006, a Joint Policing Committee will be established with the Gardai. A key feature of initial debate with the Gardai will be considerations around a warden

service during hours of darkness. It is proposed that when the current contract goes to tender toward the end of 2006 a night service will be included.

### **Arts and Culture**

The Arts Strategy agreed by the City Council sets out a comprehensive plan for the strengthening of Arts throughout the City in the coming years. To commence this process, funding has been provided in 2006 for a phased implementation of an area network of Arts Officers. Also two exciting arts facilities will become operational in 2006. The Municipal Arts and Dance Centre at Liberty Corner will provide much needed facilities for performing arts. The Red Stables in St Anne's Park will provide facilities for writers.

The extension of the Hugh Lane Gallery, which is a major capital project self funded by the City Council, is scheduled to conclude in early 2006. The new facility will provide additional space of 2,000 sq meters. This new space presents an opportunity to host a greater number of temporary exhibitions of both established and emerging artists while also providing more hanging space for the existing permanent Hugh Lane collection.

### **Events**

It is important that potential for civic engagement of the impressive and worthy public spaces which now exist throughout the City is maximised. During 2005 many successful events were held throughout the City in such locations as the Boardwalk, Wolfe Tone Square, Smithfield and O'Connell Street Plaza. Additional funding is provided in 2006 to further develop the City's events programme, with an emphasis on events which will attract families to the City Centre.

### **School Meals**

During 2005, Dublin City Council ran a pilot initiative providing a piece of fruit as part of the existing School Meals Scheme. It is planned to extend this initiative to all participating schools during 2006.

### **Planning Enforcement**

A new out of hours service will be introduced in the Planning Enforcement Section. This will involve an emergency number being available. Two Planning Enforcement Officers will be available out of hours up to 10pm each evening Monday – Friday and

up to 2pm on Saturdays. This service is subject to normal industrial relations agreement with the officers concerned.

### **Waste Management Services**

In 2005 a 'pay by use' system was introduced in respect of the household waste service being provided to 168,000 householders by the City Council. This is an equitable charging system which provides an effective incentive for householders to reduce and recycle their waste. The labelling systems for bags and Eurobins have been very successful with practically all Eurobins being labelled and over 90% compliance with bag labelling. Likewise there has been excellent co-operation from the public in the registration of the vast majority of bins in the system.

The Green Bin/Green Bag service has been rolled out to all householders including apartments and the amount of dry recyclable materials processed through this service in 2005 was up 17% on 2004. There was also a 16% increase in the amount of recyclable materials deposited at Bring Centres/Recycling Centres, while on-street Glass Banks saw an increase of 180% in the materials deposited. The weekly presentation rate for the grey bin has reduced from 90% in 2004 to 53% in 2005 and there has been a decrease of 5000 tonnes in the amount of waste disposed of at landfill. Discussions are ongoing with staff interests to restructure collection routes reflecting current circumstances. It is proposed to extend the range of materials being collected in the Green Bin to include plastic bottles as soon as the new Materials Recovery Facility is in place. Procurement has commenced and it is expected that the new plant will be substantially completed by the end of 2006.

In 2005 a Special Area Cleaning Initiative was introduced which resulted in the collection of 2000 tonnes of waste while the amount of waste collected through the Bulky Waste Collection service amounted to 3300 tonnes.

Based on this year's budget the cost of the household waste service is €437 per household. The 5% increase in the charges over 2005 will only marginally bridge the gap between income from charges and full cost recovery.

It is proposed to intensify cleansing initiatives in 2006 through a number of measures. The existing litter bins in the city centre will be replaced by larger capacity bins that are more user-friendly. In addition, a survey is underway to identify the areas where

new bins are required. The Area Cleaning Initiative will be intensified with the provision of an additional €225,000 over 2005 and the Bulky Waste collection service will continue. The City Council will move during 2006 towards the introduction of a seven day cleaning schedule, specifically in the suburban villages.

### **Review of Local Government Funding**

The Department of the Environment, Heritage and Local Government in 2004 undertook a review of the revenue funding arrangements for Local Authorities. Whilst the report is not published, it is hoped that the review will recognise the difficulties that exist in funding Local Government operations, and address funding deficits and constraints.

### **Capital Investment in Infrastructure**

It is essential that the programme to strengthen the City's essential services continues. The Capital programme for the three year period 2006 to 2008 continues to be at a significantly increased level over previous years. Section 135 of the Local Government Act 2001 requires the preparation and submission to the City Council of a report outlining the capital programme in respect of the period 2006 to 2008. The Capital Programme Report is tabled with the draft Budget.

The level of investment almost €1 BN in each year will continue to encourage and promote economic development, significantly improve the physical infrastructure, increase social integration and enhance recreational and cultural facilities.

### **Conclusion**

In preparing the 2006 Budget, I have consulted with the Corporate Policy Group and I thank the members for their input and assistance. I would like to thank the staff of all City Council departments who have contributed to the Budget process and have been involved in delivering our services throughout the year. In particular, I wish to thank Kathy Quinn, Head of Finance, Fintan Moran, Head of Management Accounting and the staff of the Management Accounting Unit and the Finance Department generally for their assistance in compiling the Budget for 2006.

I recommend the Budget for adoption.

John Fitzgerald  
Dublin City Manager  
18th November 2005

# DUBLIN CITY COUNCIL

## BUDGET 2006

### *COMHAIRLE CATHRACH BHAILE ÁTHA CLIATH*

### *BUISÉID 2006*

#### TABLE OF CONTENTS

---

Membership of Corporate Policy Group	Page 1
Table A	Page 2
Table B	Page 5
Programme Group 1	Page 11
Programme Group 2	Page 24
Programme Group 3	Page 35
Programme Group 4	Page 46
Programme Group 5	Page 58
Programme Group 6	Page 69
Programme Group 7	Page 84
Programme Group 8	Page 90
Central Management Charge/Income	Page 101

---

## **Corporate Policy Group**

The membership of the Corporate Policy Group is as follows:

Lord Mayor  
Councillor Catherine Byrne  
Councillor Michael Donnelly  
Councillor Seán Kenny  
Councillor Mary Murphy  
Councillor Daithí Doolan  
Councillor Brian Gillen  
Councillor Paschal Donohoe

**Local Authority Budget and Determination of the Annual Rate on Valuation  
for the Local Financial Year ending 31st December 2006**

**TABLE A - EXPENDITURE AND INCOME**

PROGRAMME GROUPS AND PROGRAMMES	2006				2005			
	EXPENDITURE		INCOME		EXPENDITURE		INCOME	
	Estimated by Manager	Adopted by Council	Estimated by Manager	Adopted by Council	Adopted by Council	Estimated Expenditure	Adopted by Council	Estimated Income
	€	€	€	€	€	€	€	€
<b>1. HOUSING AND BUILDING</b>								
1.1 Local Authority Housing	88,798,402	88,798,402	57,768,000	57,768,000	75,662,707	75,447,380	55,314,000	56,606,000
1.2 Assistance to Persons Housing Themselves	21,886,803	21,886,803	22,654,700	22,654,700	20,423,399	16,818,503	21,598,500	17,907,500
1.3 Assistance to Persons Improving Houses	13,477,800	13,477,800	7,000,000	7,000,000	13,454,724	15,910,900	7,000,000	8,666,700
1.8 Administration and Miscellaneous	80,547,575	80,547,575	56,474,210	56,474,210	74,924,219	73,934,088	43,401,862	41,955,730
<b>TOTAL :</b>	<b>204,710,580</b>	<b>204,710,580</b>	<b>143,896,910</b>	<b>143,896,910</b>	<b>184,465,049</b>	<b>182,110,871</b>	<b>127,314,362</b>	<b>125,135,930</b>
<b>2. ROAD TRANSPORTATION AND SAFETY</b>								
2.1 Road Upkeep	34,475,475	34,475,475	7,900,800	7,900,800	30,363,580	34,110,690	7,149,800	10,009,800
2.2 Road Improvement	5,566,550	5,566,550	1,369,200	1,369,200	6,256,000	5,976,950	1,844,200	1,390,200
2.3 Road Traffic	31,536,075	31,536,075	38,758,000	38,758,000	30,425,613	31,051,450	35,222,000	37,762,380
2.8 Administration and Miscellaneous	26,688,159	26,688,159	2,005,666	2,005,666	25,190,934	25,098,371	2,035,000	1,944,096
<b>TOTAL :</b>	<b>98,266,259</b>	<b>98,266,259</b>	<b>50,033,666</b>	<b>50,033,666</b>	<b>92,236,127</b>	<b>96,237,461</b>	<b>46,251,000</b>	<b>51,106,476</b>
<b>3. WATER SUPPLY AND SEWERAGE</b>								
3.1 Public Water Supply Schemes	40,939,200	40,939,200	32,945,000	32,945,000	39,997,664	40,009,800	32,296,000	31,702,000
3.2 Public Sewerage Schemes	49,328,000	49,328,000	33,381,300	33,381,300	39,583,000	43,316,850	27,313,000	29,815,351
3.8 Administration and Miscellaneous	22,394,745	22,394,745	3,642,990	3,642,990	9,689,384	10,393,031	2,793,854	3,140,419
<b>TOTAL :</b>	<b>112,661,945</b>	<b>112,661,945</b>	<b>69,969,290</b>	<b>69,969,290</b>	<b>89,270,048</b>	<b>93,719,681</b>	<b>62,402,854</b>	<b>64,657,770</b>

**Local Authority Budget and Determination of the Annual Rate on Valuation  
for the Local Financial Year ending 31st December 2006**

**TABLE A - EXPENDITURE AND INCOME (Contd.)**

PROGRAMME GROUPS AND PROGRAMMES	2006				2005			
	EXPENDITURE		INCOME		EXPENDITURE		INCOME	
	Estimated by Manager	Adopted by Council	Estimated by Manager	Adopted by Council	Adopted by Council	Estimated Expenditure	Adopted by Council	Estimated Income
	€	€	€	€	€	€	€	€
<b>4. DEVELOPMENT INCENTIVES AND CONTROLS</b>								
4.1 Land Use Planning	10,539,860	10,539,860	4,577,600	4,577,600	10,055,400	10,337,900	4,368,000	4,443,800
4.2 Industrial Development	494,275	494,275	500,000	500,000	486,700	476,548	500,000	520,000
4.3 Other Development and Promotion	4,369,859	4,369,859	924,000	924,000	3,712,385	3,771,110	873,000	923,000
4.5 Director of Community & Enterprise	1,252,660	1,252,660			1,043,871	1,240,861		
4.6 Twinning of Local Authority Areas	25,000	25,000			25,000	25,000		
4.8 Administration and Miscellaneous	8,560,863	8,560,863	1,961,150	1,961,150	7,891,219	7,872,565	1,640,415	1,971,158
<b>TOTAL :</b>	<b>25,242,517</b>	<b>25,242,517</b>	<b>7,962,750</b>	<b>7,962,750</b>	<b>23,214,575</b>	<b>23,723,984</b>	<b>7,381,415</b>	<b>7,857,958</b>
<b>5. ENVIRONMENTAL PROTECTION</b>								
5.1 Waste Disposal	99,682,485	99,682,485	45,742,010	45,742,010	95,154,594	96,238,672	44,018,948	43,243,026
5.2 Burial Grounds	54,050	54,050	4,000	4,000	67,900	52,900	4,000	4,000
5.3 Safety of Structures and Places	2,386,092	2,386,092	3,055,250	3,055,250	2,226,200	2,290,537	3,022,000	2,992,000
5.4 Fire Protection	97,630,000	97,630,000	59,413,437	59,413,437	92,074,000	92,981,000	55,271,930	55,523,415
5.5 Pollution Control	1,587,600	1,587,600	6,000	6,000	1,414,540	1,437,340	5,000	6,000
5.8 Administration and Miscellaneous	13,499,949	13,499,949	1,574,480	1,574,480	12,278,379	12,430,745	1,356,500	1,528,839
<b>TOTAL :</b>	<b>214,840,176</b>	<b>214,840,176</b>	<b>109,795,177</b>	<b>109,795,177</b>	<b>203,215,613</b>	<b>205,431,194</b>	<b>103,678,378</b>	<b>103,297,280</b>
<b>6. RECREATION AND AMENITY</b>								
6.1 Swimming Pools	5,380,400	5,380,400	2,548,000	2,548,000	5,157,600	5,073,100	2,570,000	2,435,900
6.2 Libraries	20,287,562	20,287,562	1,205,385	1,205,385	19,102,264	19,052,264	1,238,286	1,238,286
6.3 Parks, Open Spaces, etc	32,715,043	32,715,043	3,566,340	3,566,340	29,147,910	29,635,604	2,934,180	3,298,889
6.4 Other Recreation and Amenity	5,827,289	5,827,289	907,299	907,299	4,874,136	4,775,415	789,390	632,133
6.8 Administration and Miscellaneous	4,702,216	4,702,216	1,244,840	1,244,840	4,283,571	4,339,464	1,142,000	1,206,335
<b>TOTAL :</b>	<b>68,912,510</b>	<b>68,912,510</b>	<b>9,471,864</b>	<b>9,471,864</b>	<b>62,565,481</b>	<b>62,875,847</b>	<b>8,673,856</b>	<b>8,811,543</b>

**Local Authority Budget and Determination of the Annual Rate on Valuation  
for the Local Financial Year ending 31st December 2006**

**TABLE A - EXPENDITURE AND INCOME (Contd.)**

PROGRAMME GROUPS AND PROGRAMMES	2006				2005			
	EXPENDITURE		INCOME		EXPENDITURE		INCOME	
	Estimated by Manager	Adopted by Council	Estimated by Manager	Adopted by Council	Adopted by Council	Estimated Expenditure	Adopted by Council	Estimated Income
	€	€	€	€	€	€	€	€
<b>7. EDUCATION, HEALTH AND WELFARE</b>								
7.2 Education	44,651,770	44,651,770	42,344,052	42,344,052	37,929,013	40,863,972	35,736,052	38,750,052
7.3 Health and Welfare	200,000	200,000			193,000	193,000		
7.8 Administration and Miscellaneous	953,965	953,965	32,460	32,460	841,664	852,736	27,500	32,834
<b>TOTAL :</b>	<b>45,805,735</b>	<b>45,805,735</b>	<b>42,376,512</b>	<b>42,376,512</b>	<b>38,963,677</b>	<b>41,909,708</b>	<b>35,763,552</b>	<b>38,782,886</b>
<b>8. MISCELLANEOUS SERVICES</b>								
8.3 Financial Management	5,995,870	5,995,870	77,500	77,500	5,828,000	5,408,850	78,500	177,000
8.4 Elections	1,329,500	1,329,500	21,000	21,000	1,135,785	1,024,778	20,000	19,420
8.5 Justice and Consumer Protection	4,168,692	4,168,692	814,300	814,300	3,908,754	3,962,469	763,000	782,600
8.6 Property Damage	82,300	82,300	70,000	70,000	82,000	82,000	70,000	70,000
8.7 Markets and Abattoir	1,362,300	1,362,300	1,070,000	1,070,000	1,350,500	1,532,310	966,000	1,052,000
8.8 Administration and Miscellaneous	2,325,365	2,325,365	696,160	696,160	2,114,046	2,107,436	699,500	676,534
8.9 Lord Mayor's Allowance	68,000	68,000			67,000	67,000		
8.10 Lord Mayor's Entertainment & Travel Allowance, etc.	361,100	361,100			327,000	352,000		
8.11 Expenses of Members of Local Authority & Representation at Conferences	1,486,615	1,486,615			1,389,725	1,415,100	0	0
8.12 Expenses of Members Attending Conferences Abroad	118,335	118,335			118,335	118,335		
<b>TOTAL :</b>	<b>17,298,077</b>	<b>17,298,077</b>	<b>2,748,960</b>	<b>2,748,960</b>	<b>16,321,145</b>	<b>16,070,278</b>	<b>2,597,000</b>	<b>2,777,554</b>
<b>ALL PROGRAMME GROUPS TOTAL</b>	<b>787,737,799</b>	<b>787,737,799</b>	<b>436,255,129</b>	<b>436,255,129</b>	<b>710,251,715</b>	<b>722,079,024</b>	<b>394,062,417</b>	<b>402,427,397</b>

**TABLE B**

Calculation of the General Annual Rate on Valuation for the financial year 2006		
Local Authority: Dublin City Council		
<b>Programme Group</b>	<b>2006</b>	<b>Estimated Out turn for Year 2005</b>
<u>I. Gross Revenue Expenditure (Per Table A)</u>	€	€
<b>1. Housing and Building</b>	204,710,580	182,110,871
<b>2. Road Transportation and Safety</b>	98,266,259	96,237,461
<b>3. Water Supply and Sewerage</b>	112,661,945	93,719,681
<b>4. Development Incentives and Controls</b>	25,242,517	23,723,984
<b>5. Environmental Protection</b>	214,840,176	205,431,194
<b>6. Recreation and Amenity</b>	68,912,510	62,875,847
<b>7. Education, Health and Welfare</b>	45,805,735	41,909,708
<b>8. Miscellaneous Services</b>	17,298,077	16,070,278
<b>Total</b>	<b>787,737,799</b>	<b>722,079,024</b>
<b>Plus provision for Debit Balance</b>	<b>5,059,813</b>	<b>3,481,158</b>
<b>Adjusted Gross Expenditure = (A)</b>	<b>792,797,612</b>	<b>725,560,182</b>
<u>II. Gross Revenue Income (Per Table A)</u>		
<b>1. Housing and Building</b>	143,896,910	125,135,930
<b>2. Road Transportation and Safety</b>	50,033,666	51,106,476
<b>3. Water Supply and Sewerage</b>	69,969,290	64,657,770
<b>4. Development Incentives and Controls</b>	7,962,750	7,857,958
<b>5. Environmental Protection</b>	109,795,177	103,297,280
<b>6. Recreation and Amenity</b>	9,471,864	8,811,543
<b>7. Education, Health and Welfare</b>	42,376,512	38,782,886
<b>8. Miscellaneous Services</b>	2,748,960	2,777,554
<b>Total = (B)</b>	<b>436,255,129</b>	<b>402,427,397</b>
III. Net Expenditure (A-B) = (C)	<b>356,542,483</b>	<b>323,132,785</b>
<u>IV. Other Income \ Credit Balance</u>		
<b>Provision for Credit Balance</b>	1,974,894	3,591,676
<b>Local Government Fund Income</b>	92,000,000	87,257,583
<b>Sub-Total = (D)</b>	<b>93,974,894</b>	<b>90,849,259</b>
V. Amount of Rates To Be Levied = (C) - (D)	<b>262,567,589</b>	
<u>VI. Net Effective Valuation</u>	<b>4,955,782</b>	
<u>VII. General Annual Rate on Valuation</u>	<b>57.31</b>	

I hereby certify that at the budget meeting of the Dublin City Council held this the 28th day of November 2005, the council by resolution adopted for the financial year ending 31st December 2006 the budget set out in Tables A and B and by resolution determined in accordance with the said budget the rate set out in section VII of Table B to be the annual rate on valuation for that year for the Purposes set out in section I of Table B.

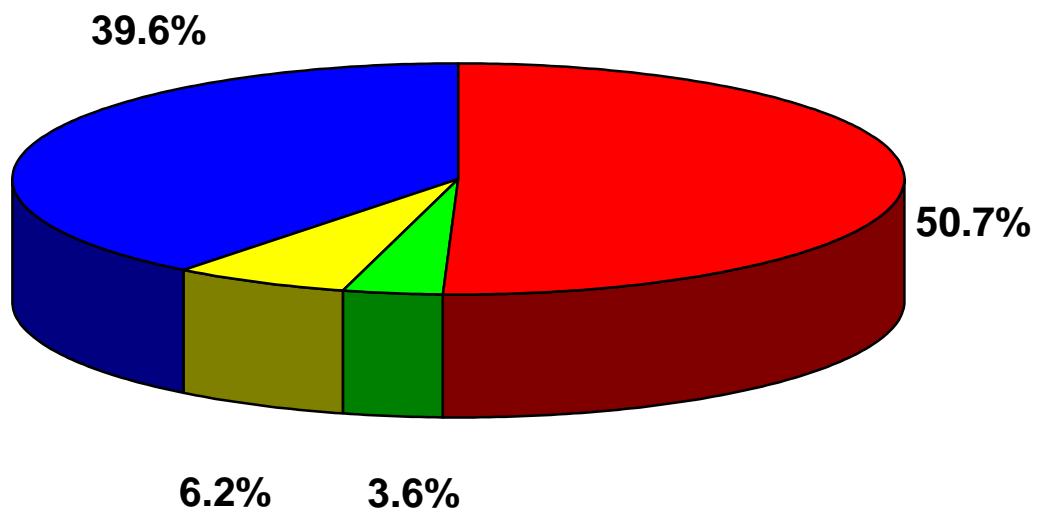
Signed: Catherine Byrne, Lord Mayor

Countersigned: John Fitzgerald, Dublin City Manager

Date: 28 / 11 / 2005

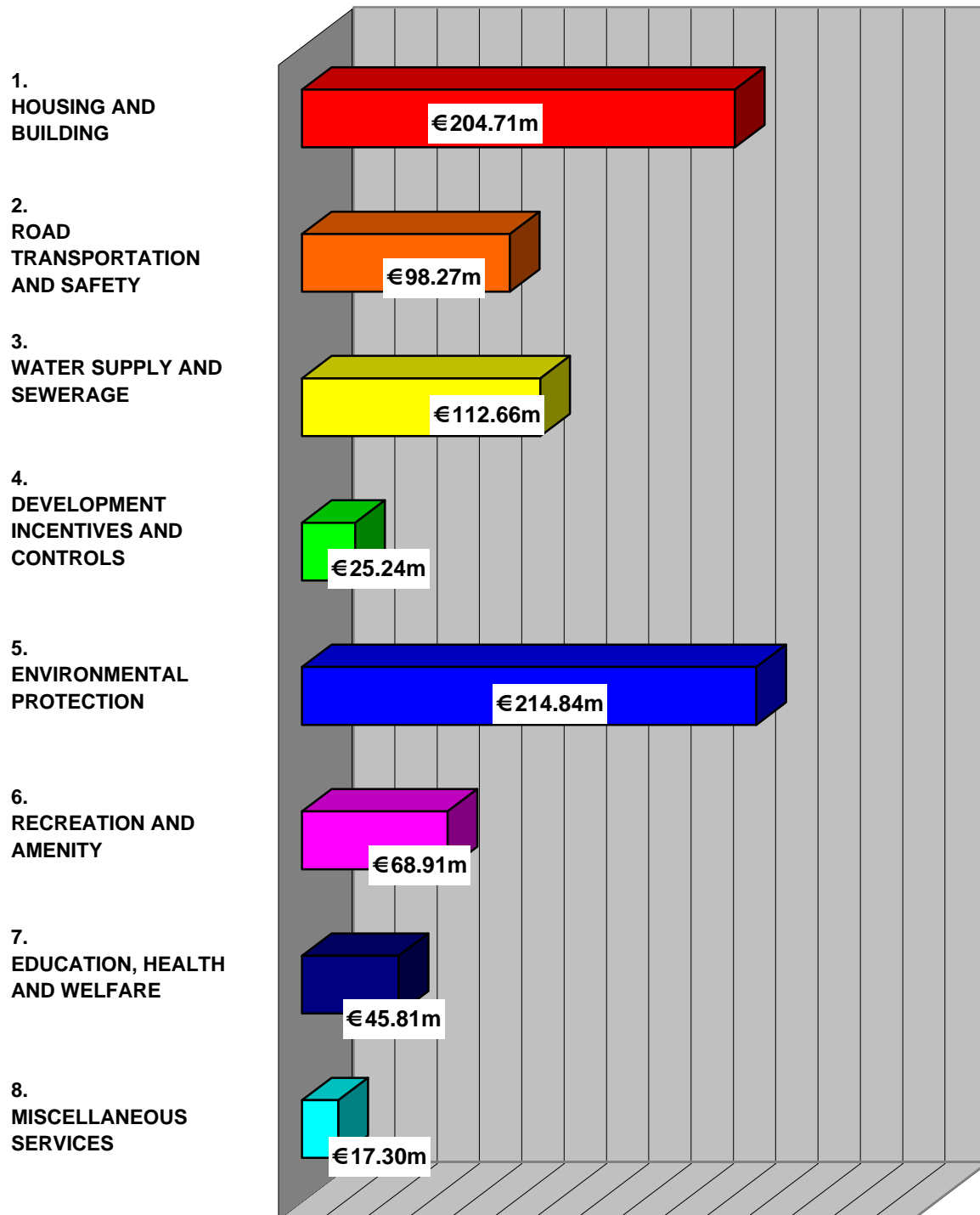
## Estimated Gross Expenditure Elements 2006

**Total Estimated Expenditure € 787.74m**



- Remuneration (Salaries, Wages & Pensions) €399m
- Loan Charges €28.15m
- Mandatory Charges €48.89m
- All Other Expenditure €311.70m

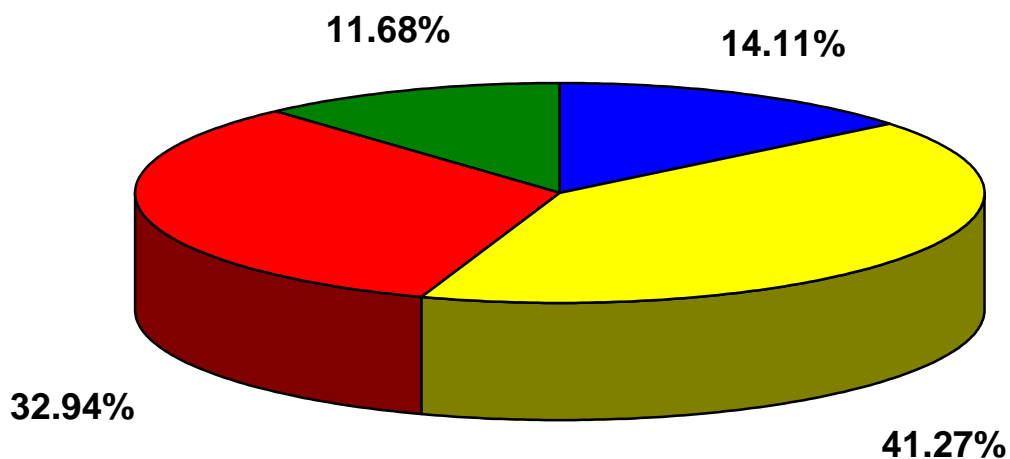
# Estimated Gross Expenditure 2006



**TOTAL € 787.74m**

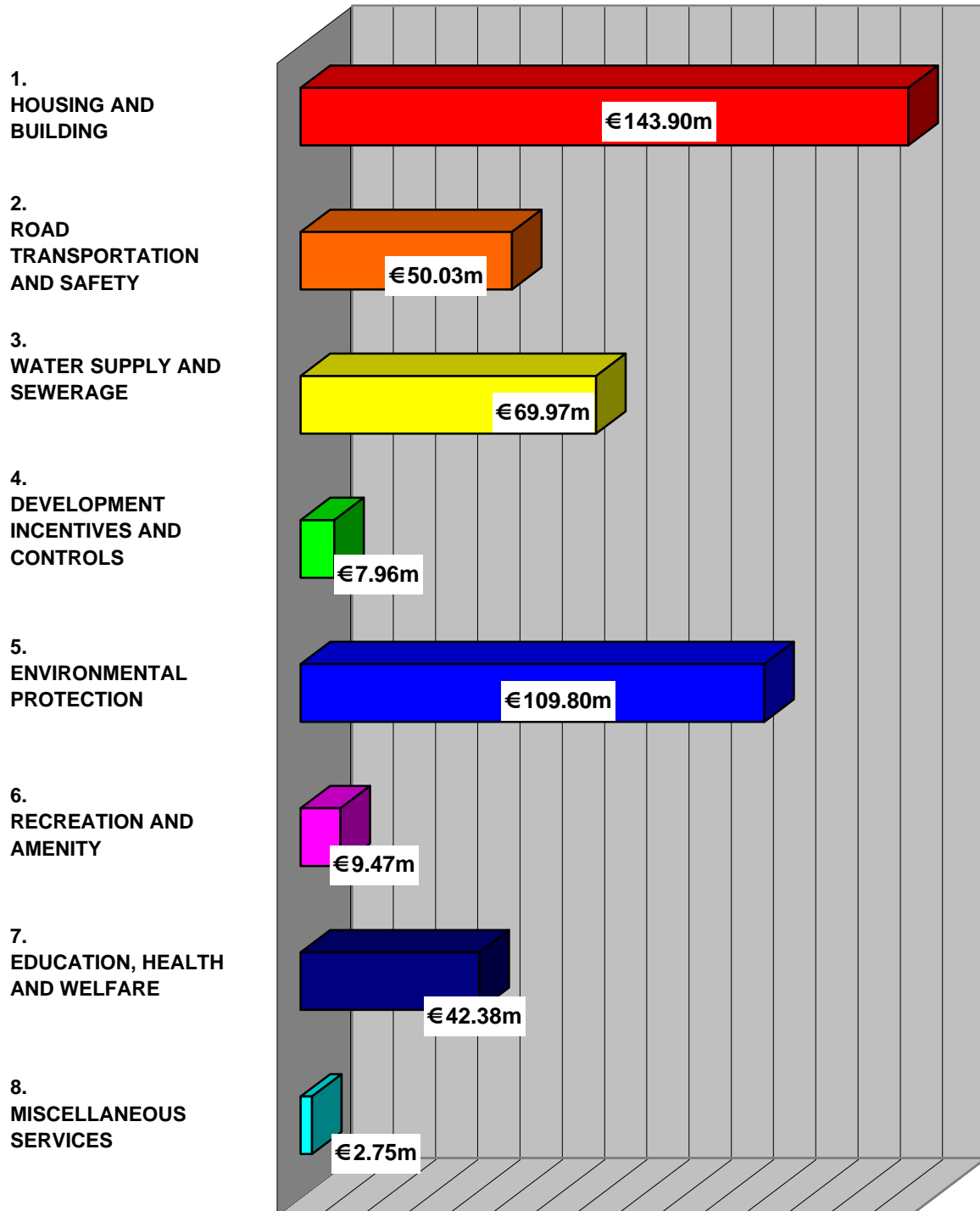
# Estimated Sources of Funding 2006

Estimated Total Funding €787.74



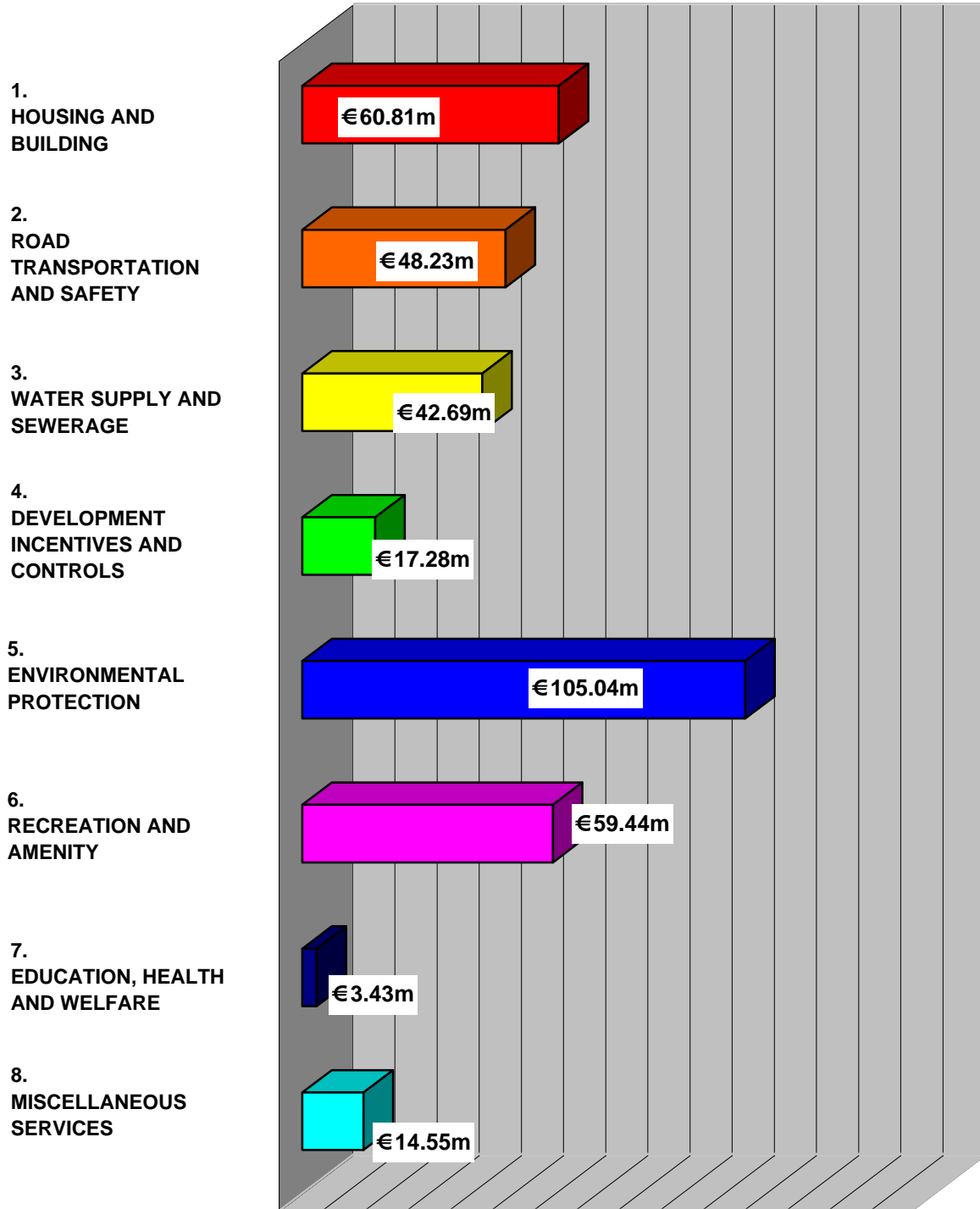
- Government Grants €111.18m
- Goods & Services €325.08m
- Rates €259.48m
- Local Government Fund €92m

# Estimated Gross Income 2006



**TOTAL €436.26**

# Estimated Net Expenditure 2006



**TOTAL € 351.48m**

# BUDGET 2006

## Programme Group 1 – Housing and Building

### Objective:

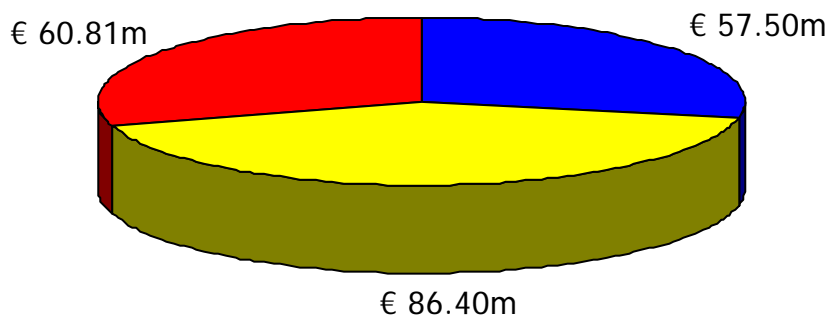
*To maximise provision of suitable accommodation for those who are unable to provide their own through the provision of social and affordable housing. To manage and maintain our housing stock, and to regenerate socially disadvantaged areas and to facilitate the development of sustainable communities.*

### Key Indicators

Total Programme Expenditure	€204,710,580
Council Tenancy Houses *	11,200
Council Tenancy Flats *	12,200
Senior Citizens *	3,600
Sales Scheme – Houses Sold *	160
Number Assessed for Housing *	9,500
Number Housed from Housing List *	717
Transfers made *	758
Homeless Housed *	237
Average Weekly Rent *	€44.70
Total Rental Income (2006)	€57,708,000
House Purchase/Reconstruction Loans *	65
Disabled Persons Grants *	1,600
Shared Ownership Loans *	300
Affordable Housing (Loans) *	400
Repair Requests Completed *	65,000
Provision of new rental housing Units *	617
Housing Units by Voluntary Bodies *	299
Affordable Housing Units *	366

\* Estimated activity level Y2005

### Sources of Funding



■ Government Grants    ■ Goods & Services    ■ Rates

# PROGRAMME GROUP 1 HOUSING & BUILDING

*Table 1 : Expenditure by Programme & Sub-programme*

<b>PROGRAMME 1.1 LOCAL AUTHORITY HOUSING</b>			
SUB-PROGRAMME	YEAR 2006	YEAR 2005	
		ESTIMATE	ESTIMATED EXPENDITURE
	€	€	€
<b>1.1.1 Maintenance, Repair &amp; Improvements:</b>			
<u>General Maintenance:</u>			
Maintenance by Direct Labour	20,517,000	19,725,550	20,207,000
Maintenance by Contract	2,534,000	2,195,480	2,638,000
Lift Maintenance	1,440,000	1,370,000	1,320,000
Electrical Services	3,479,000	3,550,000	3,102,000
	<b>27,970,000</b>	<b>26,841,030</b>	<b>27,267,000</b>
<u>Programmed Maintenance</u>			
Prepaint repairs & D.L. Painting	3,635,000	3,160,844	3,432,000
Other Programmed Maintenance by contract	2,151,000	2,078,700	1,916,000
	<b>5,786,000</b>	<b>5,239,544</b>	<b>5,348,000</b>
<u>Central Heating</u>	<b>3,438,000</b>	<b>2,798,000</b>	<b>3,030,000</b>
<u>Miscellaneous Works:</u>			
Security	160,000	160,000	160,000
Fire Damaged Property	905,000	1,267,506	947,000
	<b>1,065,000</b>	<b>1,427,506</b>	<b>1,107,000</b>
<u>General Charges :</u>			
Administration/Supervision	2,423,000	2,355,588	2,447,000
General Expenses	435,000	320,825	434,000
Depots/Stores/Workshops	483,000	558,076	485,000
Plant & Equipment	16,000	90,000	15,000
Other Maintenance Charge	1,516,000	2,049,650	1,507,000
	<b>4,873,000</b>	<b>5,374,139</b>	<b>4,888,000</b>
<b>TOTAL 1.1.1</b>	<b>43,132,000</b>	<b>41,680,219</b>	<b>41,640,000</b>

**PROGRAMME 1.1 LOCAL AUTHORITY HOUSING (Contd.)**

SUB-PROGRAMME	YEAR 2006	YEAR 2005	
		ESTIMATE	ESTIMATED EXPENDITURE
<b>1.1.2 Rent &amp; Annuity Collection:</b>	€	€	€
Rent Accounts	1,191,310	1,209,800	1,127,900
Rent Collection	3,650,215	3,929,350	3,723,125
Rental Accommodation Scheme	12,034,448	0	452,187
	<b>16,875,973</b>	<b>5,139,150</b>	<b>5,303,212</b>
<b>1.1.3 Housing Estate Management :</b>			
Allocations & Transfers	1,907,710	1,982,521	1,816,867
Community Services	3,501,645	3,047,381	3,171,763
Welfare Services	1,382,737	1,327,579	1,370,405
Pre-School Playgroups	100,000	80,000	80,000
Estate Supervision	7,595,000	7,840,832	7,713,000
Anti-Racist Initiative	100,000	0	0
	<b>14,587,092</b>	<b>14,278,313</b>	<b>14,152,035</b>
<b>1.1.4 Land Acquisition</b>	<b>484,400</b>	<b>450,100</b>	<b>447,900</b>
<b>1.1.5 Construction &amp; Regeneration</b>	<b>2,141,202</b>	<b>2,137,900</b>	<b>2,210,285</b>
<b>1.1.6 Loan Charges :</b>			
Local Authority Regeneration	2,442,153	2,443,401	2,431,817
	<b>2,442,153</b>	<b>2,443,401</b>	<b>2,431,817</b>
<b>1.1.8 Miscellaneous:</b>			
Insurance	2,911,437	2,769,013	2,743,064
Employee Pensions & Gratuities	6,158,145	6,664,611	6,419,067
Miscellaneous	66,000	100,000	100,000
	<b>9,135,582</b>	<b>9,533,624</b>	<b>9,262,131</b>
<b>TOTAL EXPENDITURE PROGRAMME 1.1</b>	<b>88,798,402</b>	<b>75,662,707</b>	<b>75,447,380</b>

**PROGRAMME 1.2  
ASSISTANCE TO PERSONS HOUSING THEMSELVES**

SUB-PROGRAMME	YEAR 2006	YEAR 2005	
		ESTIMATE	ESTIMATED EXPENDITURE
	€	€	€
<b>1.2.1 Loan Charges - House Purchase Loans</b>	<b>1,323,000</b>	<b>1,509,424</b>	<b>1,168,000</b>
<b>1.2.2 Loan Charges :</b>			
Income Related Loans	134,500	137,000	132,100
Convertible Loans	182,700	192,872	192,900
Shared Ownership	13,591,800	13,533,103	8,980,600
	<b>13,909,000</b>	<b>13,862,975</b>	<b>9,305,600</b>
<b>1.2.8 Grants to Approved Bodies</b>	<b>60,000</b>	<b>60,000</b>	<b>60,000</b>
<b>1.2.9 Admin &amp; Oper Loans &amp; Grants</b>	<b>6,594,803</b>	<b>4,991,000</b>	<b>6,284,903</b>
<b>TOTAL EXPENDITURE PROGRAMME 1.2</b>	<b>21,886,803</b>	<b>20,423,399</b>	<b>16,818,503</b>

**PROGRAMME 1.3  
ASSISTANCE TO PERSONS IMPROVING HOUSES**

SUB-PROGRAMME	YEAR 2006	YEAR 2005	
		ESTIMATE	ESTIMATED EXPENDITURE
	€	€	€
<b>1.3.9 Disabled Persons Grants</b>	<b>10,500,000</b>	<b>10,500,000</b>	<b>13,000,000</b>
<b>1.3.5 Loan Charges :</b>			
Disabled Persons Grants	1,709,300	1,700,000	1,700,000
Repair Loans	719,500	743,484	703,300
	<b>2,428,800</b>	<b>2,443,484</b>	<b>2,403,300</b>
<b>1.3.8 Miscellaneous</b>	<b>549,000</b>	<b>511,240</b>	<b>507,600</b>
<b>TOTAL EXPENDITURE PROGRAMME 1.3</b>	<b>13,477,800</b>	<b>13,454,724</b>	<b>15,910,900</b>

**PROGRAMME 1.8  
ADMINISTRATION AND MISCELLANEOUS**

SUB-PROGRAMME	YEAR 2006	YEAR 2005	
		ESTIMATE	ESTIMATED EXPENDITURE
	€	€	€
<b>1.8.1 Direct Administration &amp; Overheads:</b>			
Salaries	2,041,146	1,588,140	1,690,606
Officer Pensions & Gratuities	7,300,481	6,735,756	6,746,988
General Expenses	2,517,240	2,037,648	2,548,051
Area Based Services	11,809,572	10,889,161	11,323,919
	<b>23,668,439</b>	<b>21,250,705</b>	<b>22,309,564</b>
<b>1.8.2 Central Management Charge</b>	<b>10,569,778</b>	<b>9,583,965</b>	<b>9,716,832</b>
<b>1.8.3 Enforcement of Standards:</b>			
Housing Bye-Laws	<b>736,734</b>	<b>563,444</b>	<b>809,141</b>
<b>1.8.5 Settlement of Travelling People</b>	<b>2,528,792</b>	<b>1,995,000</b>	<b>2,354,088</b>
<b>1.8.8 Miscellaneous :</b>			
Accident/Liability Claims	2,055,000	1,950,000	1,950,000
Homeless: Asylum	81,500	77,700	180,500
Homeless: Indigenous	16,766,822	17,310,162	15,386,203
Homeless: Voluntary Bodies	18,180,799	16,549,121	15,744,905
Homeless: Agency	1,333,000	1,270,096	1,350,779
Homeless: Hostels	2,702,992	2,574,278	2,342,654
Homeless: Miscellaneous	1,923,719	1,799,748	1,789,422
	<b>43,043,832</b>	<b>41,531,105</b>	<b>38,744,463</b>
<b>TOTAL EXPENDITURE PROGRAMME 1.8</b>	<b>80,547,575</b>	<b>74,924,219</b>	<b>73,934,088</b>

TABLE 2 : INCOME BY PROGRAMME AND SOURCE

SUB-PROGRAMME	YEAR 2006	YEAR 2005	
		ESTIMATE	ESTIMATED INCOME
1.1.9 Local Authority Housing	€ 57,768,000	€ 55,314,000	€ 56,606,000
1.2.9 Assistance to Persons Housing Themselves	22,654,700	21,598,500	17,907,500
1.3.9 Assistance to Persons Improving Houses	7,000,000	7,000,000	8,666,700
1.8.9 Admin & Miscellaneous	56,474,210	43,401,862	41,955,730
<b>TOTAL INCOME OF PROGRAMME GROUP 1</b>	<b>143,896,910</b>	<b>127,314,362</b>	<b>125,135,930</b>
		<u>ANALYSIS</u>	
<u>Government Recoupments:</u>			
1.9.2 Rental Subsidy, Shared Ownership (1.2.9)	600,000	600,000	600,000
1.9.3 Rental Accommodation Scheme (1.8.9)	12,034,448	0	452,187
1.9.4 Recoupment-Travellers (1.8.9)	866,200	750,000	1,135,477
1.9.6 Disabled Persons Grants (1.3.9)	7,000,000	7,000,000	8,666,700
1.9.8 Recoupment - Homeless (1.8.9)			
Homeless : Asylum	73,350	69,930	72,450
Homeless : Indigenous	15,851,140	16,207,944	14,431,534
Homeless : Voluntary Bodies	16,421,518	14,948,406	14,298,573
Homeless : Agency	1,290,344	1,230,000	1,215,701
Homeless : Hostels	2,432,693	2,383,353	2,108,390
Homeless : Miscellaneous	928,027	979,589	912,178
<u>Goods and Services :</u>			
1.0.1 Rents (1.1.9)	57,708,000	55,234,000	56,526,000
1.0.2 Tenant Purchase Annuities (1.1.9)	60,000	80,000	80,000
CARRIED FORWARD :-	115,265,720	99,483,222	100,499,190

**TABLE 2 : INCOME BY PROGRAMME AND SOURCE**

SUB-PROGRAMME	YEAR 2006	YEAR 2005	
		ESTIMATE	ESTIMATED INCOME
Brought Forward :-	€ 115,265,720	€ 99,483,222	€ 100,499,190
<b>1.0.3 Repayment of Housing Loans (1.2.9)</b>	<b>18,120,200</b>	<b>17,154,750</b>	<b>13,746,000</b>
<b>1.0.4 Leasing of Property (1.8.9)</b>	<b>240,000</b>	<b>240,000</b>	<b>119,000</b>
<b>1.0.7 Contributions to Superannuation (1.8.9)</b>	<b>2,205,000</b>	<b>2,358,000</b>	<b>2,100,000</b>
<b>1.0.0 Other Income</b>			
Rents Travelling People (1.8.9)	239,000	260,000	215,200
Central Management Income (1.8.9)	389,520	330,000	394,005
<u>Miscellaneous :</u>			
Housing Receipts (1.8.9)	3,482,970	3,644,640	4,082,315
Loans Receipts (1.2.9)	3,934,500	3,843,750	3,561,500
Area Office Income (1.8.9)	20,000	0	418,720
	<b>143,896,910</b>	<b>127,314,362</b>	<b>125,135,930</b>

**SUMMARY - PROGRAMME GROUP 1**  
**HOUSING AND BUILDING**

SUB-PROGRAMME	YEAR 2006	YEAR 2005	
	€	€	€
<b><u>Expenditure:</u></b>			
Programme 1.1	88,798,402	75,662,707	75,447,380
1.2	21,886,803	20,423,399	16,818,503
1.3	13,477,800	13,454,724	15,910,900
1.8	80,547,575	74,924,219	73,934,088
Gross Estimated Expenditure	204,710,580	184,465,049	182,110,871
Deduct - Estimated Income	143,896,910	127,314,362	125,135,930
Total Net Estimated Expenditure	60,813,670	57,150,687	56,974,941
Estimated Balance at 31st December 2004		447,409	
Balance per Balance Sheet at 31st December 2004			492,652
		56,703,278	56,482,289
Estimated Balance at 31st December 2005	220,989		
Amount to be raised by the Municipal Rate	60,592,681		

## **BUDGET 2006**

### **Programme Group 1 – Housing and Building**

The primary objective of the Housing and Residential Services Department is to maximise the provision of suitable accommodation for those who are unable to provide their own, and to facilitate the development of sustainable communities in order to ensure social inclusion. The delivery of services at local level has been streamlined to provide an integrated service to tenants and public alike.

#### **Progress in 2005**

- Phase 1 of the Fatima Mansions Public Private Partnership Regeneration Project with 110 dwellings completed by end of year.
- 26 units of travellers accommodation were provided with planning for a further 70 units underway.
- Establishment of a dedicated sports facilities management unit.
- Completion of an Assessment of Housing needs.
- 3,500 people participated in Community Education Programmes.
- 100 people were trained under the tenant training programme
- Social Housing Units were completed at Poplar Row, Clancarthy Road, Dunmanus Road, Griffith Close, St. Jude's Gardens, Basin Street and Walkinstown Green.
- Precinct improvements were completed at Emmet Buildings and North Strand area.
- Among the complexes painted were Sheridan Court, Emmet Buildings, Georges Place, Summer Street South, Matt Talbot Court, City Quay and over 500 refurbished dwellings.
- Housing units in the voluntary sector were provided at Aungier Street, Primrose Street, Terenure, Mount Anthony Estate, Charlotte Quay, Killester, Hanover Quay and James Street.
- Affordable housing units were completed at the following locations: - Scribblestown, Sarsfield Road, St. Jude's Gardens, Gardiner Street/Summerhill, Tigh Meitheal Phase 2 and Griffith Close.
- Unit set up to implement the Rental Accommodation Scheme. Work ongoing with tenants and landlords.

## **Objectives for 2006**

- Completion of houses at Pigeon House Road, Belcamp Lane and Avila Park.
- The finalisation and implementation of a scheme to facilitate the sale of flats.
- Progression of the proposed Public Private Partnership Project for O'Devaney gardens to planning stage.
- Selection of a preferred bidder for the redevelopment of St. Michael's Estate as a public private partnership and progression of the scheme to planning stage.
- The introduction of private mortgages for the purchase of affordable dwellings.
- Commencement of construction of affordable housing at Jamestown Road and Infirmary Road.
- The completion of social housing units at Colepark, Haven House, Oakpark Santry, South Circular Road, Poplar Row, Kilshane Road, Bernard Curtis House, North Road Finglas, Frederick Lane/Sheridan Court, Finglas Road/Tolka Valley Road and St. Andrew's Court.
- The completion of precinct improvements at Beech Hill Villas, Henrietta House, Rutland Avenue, Chancery House and Pearse Street.
- The external painting of 1500 dwellings.
- The provision of housing in the voluntary sector at the following locations: - Macken Street, Cork Street, Bull Alley, Cowper Road and Easton Road.
- The completion of affordable housing units at Finglas Road/Tolka Valley Road, North Charles Street, Berryfield/Valeview, Cameron Street/Cork Street, Ardee Street/Cork Street, Reuben Street/Dolphins Barn.
- Transfer of 750 family units in receipt of Rent Supplement onto the Rental Accommodation Scheme.
- Replacing the Open House Computer System with a new Housing Package (Anite).

## 1.1 LOCAL AUTHORITY HOUSING

### **1.1.1 Maintenance, Repair and Improvements**

The cost of maintaining and repairing our housing stock of over 27,000 units is included under this heading. Some of the developments in 2005 were:

- The re-location of the Marks Lane Maintenance Depot to Portland Row and the leasing of a new industrial unit in St. Margaret's Industrial Estate beside the current Ballymun Maintenance Depot.
- French Mullen House, Riverview Court, St. Teresa's Gardens and a number of other flat schemes were painted externally this year.
- PVC windows were installed in Clonmacnoise Grove and Gorsefield Court Older Persons Complexes.
- The purchase of a hoist for the painting crew was covered under this heading.

### **1.1.2 Rent and Annuity Collection**

The assessment of rent on all Dublin City Council tenancy dwellings is dealt with under this heading. The incomes of all our tenants are assessed on an annual basis and the rent is calculated accordingly. This section also manages the collection of the rental income, rent arrears and any legal proceedings. The projected rental income for 2006 is €57,708,000 and the current average weekly rent is €44.70. This section also manages the management of the old tenant purchase scheme. There are approximately 5,800 active accounts under the old scheme.

The administration of the Rental Accommodation Scheme for tenants of Private Rented Accommodation in receipt of Rent Supplement is included also under this heading.

### **1.1.3 Housing Estate Management**

The areas provided for under this heading are: -

- **Allocations and Transfers Section** - provides an advisory service on all housing options available to applicants in need of housing or tenants seeking a transfer.
- **Community Services** - Community buildings and facilities, are administered and managed by the section. The community education and tenant training programme has been extended to:
  - 1) Focus on newly developing communities.
  - 2) Provide an integrated education programme for ethnic minorities.
  - 3) Support tenants and all new tenants to participate in our training programmes.

Services for the Elderly are also included under this sub programme. Developments over the year include the upgrading of alarm systems in senior citizen complexes and the provision of meal facilities, in line with EU Directives.

- **The Welfare Service** provides social work support for existing and prospective tenants, asylum seekers and members of the traveller community, ethnic minorities, the elderly, homeless individuals and families.
- **Estate Supervision**  
This subgroup relates to the cost of providing a caretaking and cleansing service in our flat complexes.

#### **1.1.4 Land Acquisition**

Costs incurred in the acquisition/disposal of land for Housing Purposes are included under this heading.

#### **1.1.5 Construction and Regeneration**

The provision of administrative and technical support for a wide range of housing developments, including social and affordable and community facilities are included.

#### **1.1.6 Loan Charges**

This sub-programme covers the repayment of borrowings obtained for Area Regeneration projects and precinct improvements.

#### **1.1.8 Miscellaneous**

Included under this heading is Housing insurance cover for Public & Employer Liability, Professional Indemnity and Property. Employee pensions and gratuities are also included as well as rates due on our properties.

### **1.2 ASSISTANCE TO PERSONS HOUSING THEMSELVES**

Loan types included in this heading are – Shared Ownership Loans, Loans for Affordable Houses and Tenant Purchase Loans

It is estimated that approximately 300 shared ownership loans will be issued in 2005 together with 400 loans to assist people purchase affordable housing and 60 tenant purchase loans. This will involve almost €170m worth of loans being issued by Dublin City Council in 2005.

## **1.3 ASSISTANCE TO PERSONS IMOPROVING HOUSES**

This includes the provision of grants under the grant scheme for people with disabilities and the essential repair grant scheme. Over 1,600 grants will be paid in 2005 with a value of approximately €13m. The window replacement loan to Dublin City Council tenants is also administered under this heading.

## **1.8 ADMINISTRATION & MISCELLANEOUS**

The areas provided for under this heading are:

### **1.8.1 Direct Administration and Overheads**

Salaries of Housing Management Services Staff, pensions and general expenses for all the staff of Housing and Residential Services Department are included.

### **1.8.3 Enforcement of Standards**

Costs incurred in the enforcement of the Housing Standards and the administration of the private rented dwellings section.

### **1.8.5 Settlement of Travelling People**

Maintenance and Repair of sites provided for travellers and salaries of all support staff are included under this heading.

### **1.8.8 Miscellaneous**

This sub-programme finances the work of the Homeless Services Section, which implements the Homeless Agency's Action Plan in relation to homeless people by working directly with them, and with other agencies, on their behalf.

The Homeless Services Section provides emergency accommodation for homeless persons through the direct provision of hostels and emergency accommodation and by funding the voluntary sector to provide additional accommodation and ancillary services.

Provision is also made under this sub heading for financial assistance to Voluntary Housing Bodies for operational and maintenance costs.

# BUDGET 2006

## Programme Group 2 – Road Transportation & Safety

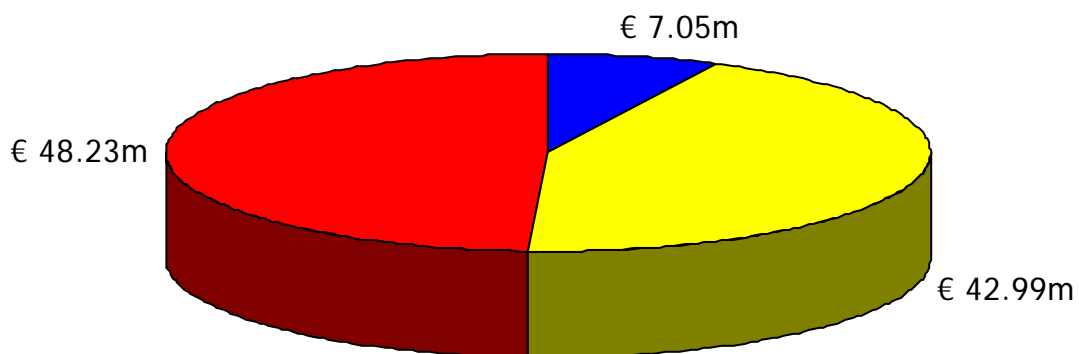
### Objective:

*To secure efficiency and safety in the transportation by road of persons and goods.*

### Key Indicators:

Total Programme Expenditure	€98,266,259
Number of kilometres of Roadway	1,200
Number of kilometres of Footway	2,400
Number of Public Lights Maintained	47,000
Number of Pay & Display Machines	922
Number of Traffic Signals	690
No. of Vehicle Licences (Tax Discs) Issues (2004)	627,414
Number of Driving Licences Issued (2004)	155,319
Number of New Vehicles (2004)	79,521
Amount Collected by Motor Tax (2004)	€153.8m

### Sources of Funding



■ Government Grants      ■ Goods & Services      ■ Rates

**PROGRAMME GROUP 2**  
**ROAD TRANSPORTATION & SAFETY**

*Table 1 : Expenditure by Programme & Sub-programme*

<b>PROGRAMME 2.1 - ROAD UPKEEP</b>			
SUB-PROGRAMME	YEAR 2006	YEAR 2005	
		ESTIMATE	ESTIMATED EXPENDITURE
	€	€	€
<b>2.1.1 National Roads</b>	<b>1,140,000</b>	<b>1,108,800</b>	<b>1,640,000</b>
<b>2.1.5 Non-National Roads</b>			
Maintenance of Streets	10,925,800	8,967,000	11,347,300
Maintenance of Infrastructure	665,000	380,000	380,000
Licence & Repayable Works	1,065,900	802,000	1,015,770
	<b>12,656,700</b>	<b>10,149,000</b>	<b>12,743,070</b>
<b>2.1.6 Public Lighting and Electrical Services</b>			
Maintenance etc. of Street Lights	5,375,000	5,214,480	4,987,500
Power Supply	2,250,000	2,033,000	2,143,700
Improvement Works	457,000	200,000	455,150
Administration & Miscellaneous	2,560,280	2,512,800	2,630,700
	<b>10,642,280</b>	<b>9,960,280</b>	<b>10,217,050</b>
<b>2.1.8 Miscellaneous</b>			
Administration	5,036,495	4,788,500	5,153,570
Accident/Liability Claims	5,000,000	4,357,000	4,357,000
	<b>10,036,495</b>	<b>9,145,500</b>	<b>9,510,570</b>
<b>TOTAL EXPENDITURE PROGRAMME 2.1</b>	<b>34,475,475</b>	<b>30,363,580</b>	<b>34,110,690</b>

**PROGRAMME 2.2 - ROAD IMPROVEMENT**

SUB-PROGRAMME	YEAR 2006	YEAR 2005	
		ESTIMATE	ESTIMATED EXPENDITURE
	€	€	€
<b>2.2.3 Major Urban Roads</b>			
Block Grant Works	1,369,200	1,369,000	1,369,200
	<b>1,369,200</b>	<b>1,369,000</b>	<b>1,369,200</b>
<b>2.2.6 Other Road Improvement Schemes</b>			
Emergency and Environmental Works	150,000	625,000	170,850
	<b>150,000</b>	<b>625,000</b>	<b>170,850</b>
<b>2.2.7 Bridges &amp; Quay Walls</b>			
Bridge Improvement Works	600,000	945,000	935,900
	<b>600,000</b>	<b>945,000</b>	<b>935,900</b>
<b>2.2.8 Miscellaneous</b>			
Administration	1,335,000	1,141,275	1,336,400
Loan Charges	2,112,350	2,175,725	2,164,600
	<b>3,447,350</b>	<b>3,317,000</b>	<b>3,501,000</b>
<b>TOTAL EXPENDITURE PROGRAMME 2.2</b>	<b>5,566,550</b>	<b>6,256,000</b>	<b>5,976,950</b>

**PROGRAMME 2.3 - ROAD TRAFFIC**

SUB-PROGRAMME	YEAR 2006	YEAR 2005	
		ESTIMATE	ESTIMATED EXPENDITURE
	€	€	€
<b>2.3.1 Operation &amp; Maintenance of Traffic Management Facilities</b>			
Maintenance	6,640,600	6,340,330	6,300,000
Parking Meters - Operational Costs	3,860,750	3,348,000	3,915,000
	<b>10,501,350</b>	<b>9,688,330</b>	<b>10,215,000</b>
<b>2.3.2 Improvement of Traffic Management Facilities</b>			
Traffic Management Schemes	550,125	538,000	527,500
QBN Office Costs	359,400	462,323	352,250
Parking Meters - Revenue Contribution to Capital	5,000,000	6,000,000	6,000,000
Parking Enforcement	8,862,200	8,050,000	8,303,000
	<b>14,771,725</b>	<b>15,050,323</b>	<b>15,182,750</b>
<b>2.3.3 Safety, Education &amp; Information</b>			
Road Safety - Operational Costs	439,000	390,000	381,200
School Warden Service	1,360,000	1,311,000	1,251,500
	<b>1,799,000</b>	<b>1,701,000</b>	<b>1,632,700</b>
<b>2.3.8 Miscellaneous</b>			
Administration - Road Traffic	4,234,000	3,925,960	3,961,000
Traffic Noise & Air Quality Unit	200,000	0	0
Accident/Liability Claims	30,000	60,000	60,000
	<b>4,464,000</b>	<b>3,985,960</b>	<b>4,021,000</b>
<b>TOTAL EXPENDITURE PROGRAMME 2.3</b>	<b>31,536,075</b>	<b>30,425,613</b>	<b>31,051,450</b>

**PROGRAMME 2.8 - ADMINISTRATION & MISCELLANEOUS**

SUB-PROGRAMME	YEAR 2006	YEAR 2005	
		ESTIMATE	ESTIMATED EXPENDITURE
	€	€	€
<b>2.8.1 Direct Administration &amp; Overheads</b>			
Area Based Services	1,875,000	1,950,000	1,766,000
	1,964,929	1,814,860	1,817,533
	<b>3,839,929</b>	<b>3,764,860</b>	<b>3,583,533</b>
<b>2.8.2 Central Management Charge</b>	<b>8,808,148</b>	<b>7,986,637</b>	<b>8,097,360</b>
<b>2.8.3 Motor Taxation and Driving Licensing</b>	<b>13,887,714</b>	<b>13,280,720</b>	<b>13,265,110</b>
<b>2.8.7 Agency Services :</b>			
Public Lighting Agreement	152,368	158,717	152,368
<b>TOTAL EXPENDITURE PROGRAMME 2.8</b>	<b>26,688,159</b>	<b>25,190,934</b>	<b>25,098,371</b>

TABLE 2 : INCOME BY PROGRAMME AND SOURCE

SUB-PROGRAMME	YEAR 2006	YEAR 2005	
		ESTIMATE	ESTIMATED INCOME
2.1.9 Road Upkeep	€ 7,900,800	€ 7,149,800	€ 10,009,800
2.2.9 Road Improvement	1,369,200	1,844,200	1,390,200
2.3.9 Road Traffic	38,758,000	35,222,000	37,762,380
2.8.9 Administration and Miscellaneous	2,005,666	2,035,000	1,944,096
<b>TOTAL INCOME OF PROGRAMME GROUP 2</b>	<b>50,033,666</b>	<b>46,251,000</b>	<b>51,106,476</b>
		<u>ANALYSIS</u>	
		<u>Government Grants :</u>	
2.9.1 Upkeep (2.1.9)	4,785,800	4,489,800	5,285,800
2.9.2 Improvement (2.2.9)	1,369,200	1,369,200	1,369,200
2.9.3 Traffic Management (2.3.9)	190,000	190,000	190,000
2.9.8 Other Government Grants: Traffic Maintenance (2.3.9)	702,000	702,000	752,000
		<u>Goods and Services :</u>	
2.0.1 Parking Meters (2.3.9)	27,500,000	23,500,000	25,500,000
Traffic Enforcement (2.3.9)	4,136,000	5,000,000	3,730,880
2.0.2 Road Openings - Licence & Repayable Works (2.1.9)	1,645,000	1,500,000	3,325,000
CARRIED FORWARD :-	40,328,000	36,751,000	40,152,880

**TABLE 2 : INCOME BY PROGRAMME AND SOURCE**

SUB-PROGRAMME	YEAR 2006	YEAR 2005	
		ESTIMATE	ESTIMATED INCOME
Brought Forward :-	€ 40,328,000	€ 36,751,000	€ 40,152,880
<b>2.0.6 Rent of Property (2.1.9)</b>	<b>100,000</b>	<b>110,000</b>	<b>100,000</b>
<b>2.0.7 Contributions to Superannuation (2.8.9)</b>	<b>1,320,000</b>	<b>1,379,000</b>	<b>1,255,000</b>
<b>2.0.8 Contributions by Other Local Authorities : Public Lighting Agreement (2.8.9)</b>	<b>152,368</b>	<b>183,000</b>	<b>152,368</b>
<b>2.0.0 Other Income :</b>			
<b>Traffic - Repayable Works/Misc. (2.3.9)</b>	<b>0</b>	<b>15,000</b>	<b>0</b>
<b>Public Lighting - Licence and Repayable     Works (2.1.9)</b>	<b>175,000</b>	<b>230,000</b>	<b>154,000</b>
<b>Road Improvement - Licence and Repayable     Works (2.2.9)</b>	<b>0</b>	<b>475,000</b>	<b>21,000</b>
<b>Miscellaneous (2.1.9)</b>	<b>1,195,000</b>	<b>820,000</b>	<b>1,145,000</b>
<b>Car Parks (2.3.9)</b>	<b>640,000</b>	<b>990,000</b>	<b>960,000</b>
<b>East Link Dividend (2.3.9)</b>	<b>1,290,000</b>	<b>860,000</b>	<b>860,000</b>
<b>Taxis and Hackneys (2.3.9)</b>	<b>1,300,000</b>	<b>1,300,000</b>	<b>2,869,500</b>
<b>Other Income Traffic (2.3.9)</b>	<b>3,000,000</b>	<b>2,665,000</b>	<b>2,900,000</b>
<b>Motor Tax (2.8.9)</b>	<b>208,698</b>	<b>198,000</b>	<b>208,390</b>
<b>Central Management Income (2.8.9)</b>	<b>324,600</b>	<b>275,000</b>	<b>328,338</b>
	<b>50,033,666</b>	<b>46,251,000</b>	<b>51,106,476</b>

**SUMMARY - PROGRAMME GROUP 2**  
**ROAD TRANSPORTATION AND SAFETY**

SUB-PROGRAMME	YEAR	YEAR 2005	
	2006	€	€
<b><u>Expenditure :</u></b>		€	€
Programme 2.1	<b>34,475,475</b>	<b>30,363,580</b>	<b>34,110,690</b>
2.2	<b>5,566,550</b>	<b>6,256,000</b>	<b>5,976,950</b>
2.3	<b>31,536,075</b>	<b>30,425,613</b>	<b>31,051,450</b>
2.8	<b>26,688,159</b>	<b>25,190,934</b>	<b>25,098,371</b>
Gross Estimated Expenditure	98,266,259	92,236,127	96,237,461
Deduct - Estimated Income	50,033,666	46,251,000	51,106,476
Total Net Estimated Expenditure	48,232,593	45,985,127	45,130,985
<b>Estimated Balance</b> at 31st December 2004		1,588,373	
<b>Balance Sheet Balance</b> at 31st December 2004			1,650,965
		<b>44,396,754</b>	<b>43,480,020</b>
<b>Estimated Balance</b> at 31st December 2005	916,734		
<b>Amount to be raised by the Municipal Rate</b>	<b>47,315,859</b>		

# **BUDGET 2006**

## **Programme Group 2 – Road Transportation & Safety**

### **2.1 ROAD UPKEEP**

#### **Maintenance of Roads and Streets**

Roads Maintenance Services is responsible for the upkeep of 1200km of public roads, associated footpaths, pedestrianised areas, bridges and other structures. The total area of carriageway is 8.1 million square metres and the area of footpath is 3.5 million square metres. The maintenance of the network involves inspections, measurement and surveys for the purpose of initiating work programmes for small and large repairs, overlays of carriageways / footpaths, and reconstruction where required. Works are undertaken by direct labour units, operating from two depots in the city, and also by private contractors.

Ancillary services provided by the Roads Maintenance Division include:

- Reinstatements of road openings.
- Construction of dished footpaths in residential areas and at pedestrian crossings.
- Provision and maintenance of street nameplates.
- Weed control measures.
- Supervision of roadworks carried out by utilities
- Assessing roads in private developments for taking-in-charge.
- Administering annual contracts for the supply of engineering materials eg: bitumen, concrete, sand etc.
- Winter salting of main routes in the event of ice conditions.
- Emergency auxiliary service.

#### **2006 Targets**

The rationalisation of operations has been ongoing since 2003 and should be fully complete by mid 2006 and will achieve the objective of increasing efficiency and effectiveness. All the elements of this rationalisation introduced in 2005 are contributing to this - the street patrol, survey and repair operation in the city centre area, the particular emphasis on the quality of reinstatements and the efforts to increase the rate of renewal of both carriageways and footpaths.

It is intended to increase the rate of carriageway resurfacing to 90,000 square metres and the rate of footpath reconstruction to 24,000 square metres.

## **Public Lighting Division**

The Public Lighting Division operates a city-wide service from Marrowbone Lane, maintaining some 47,000 streetlights and undertaking an annual programme of improvement works.

The maintenance function involves:

- Night patrol inspection for faults
- Lantern repairs
- Cable networks fault location and repair
- Anti-vandal measures
- Painting programmes
- Column repairs and replacements
- Restoration of heritage pillars and fittings
- Bulk replacement of lamps

The annual programme of improvement works is compiled taking consideration of requests from the general public and public representatives. New public lighting schemes for general area enhancements are undertaken in conjunction with other Dublin City Council Departments.

Almost seven hundred light point improvements will be completed in 2005 and a similar target is planned for 2006. Emphasis in these schemes will be to utilise a better colour discriminating source as well as increasing light output levels, particularly in suburban centres and heavy traffic routes. This policy, while creating a more pleasant night-time environment and improved visibility, also ensures a greater degree of security.

## **2.2 ROAD IMPROVEMENT**

The policy objective in the current Dublin City Development Plan (Paragraph 7.8.0) is "To provide additional road capacity, subject to environmental and conservation considerations, in order to allow the removal of heavy volumes of extraneous through traffic from city streets".

Major Road Improvement Projects are now charged to the Capital Account. Provision is made in the Revenue Account for payment of loan charges in respect of these Projects. A Block Grant, and in some instances a specific grant, is received from the Department of the Environment and Local Government in respect of Non-National Road Improvement Projects.

It is intended to progress in 2006 a further stage of the Blackhorse Avenue Road Improvement Scheme, once necessary land is available.

In programme 2.2.7 provision is made for progressing necessary improvement/strengthening works to some of the City bridges.

## **2.3 ROAD TRAFFIC**

The aims of the Roads and Traffic Department are to manage, co-ordinate and improve traffic conditions in Dublin City.

This will be achieved by:

- 1) Improved usage of existing transport infrastructure in the city.
- 2) Improved parking enforcement.
- 3) Raising the status of traffic issues generally within the City Council structure so that it can respond adequately to the challenges facing the city.

The operational and strategic responsibilities of the Roads and Traffic Department in relation to traffic matters include the following:

- Advising the City Council on all transportation policy issues.
- Control and management of traffic in the city.
- The operation and development of the Traffic Control Centre which monitors traffic movement through a network of CCTV cameras, computer controlled and other traffic signals, traffic information, road markings and signs, roadwork's control and traffic calming schemes.
- Enforcing parking regulations through the provision of clamping and tow away services.
- Provision of quality bus corridors under the Quality Bus Network Office, which has responsibility for all aspects of the delivery of on-street bus priority measures in the Dublin region.
- Cycleways, environmental traffic cells and facilities for the mobility impaired/disabled.
- Control, management and pricing of parking.
- Provision of Taxi ranks and administer Taxi Licences on behalf of the Commissioner of Taxi Regulation.
- Road safety.
- Traffic noise and air quality monitoring and improvement.

## **2.8 MOTOR TAX**

Approximately 900,000 items were produced by the 4 Dublin Motor Tax offices during 2004, of which 627,414 were tax discs and 155,319 were driving licences, resulting in the collection of €153.8 million for the Local Government Fund. The postal service accounted for 33.32% of all business with the balance of customers served directly at one of our four public offices – River House, Ballymun, Clondalkin and Nutgrove Shopping Centre.

78.28% of the postal business was completed within 5 working days or less. This is almost a 10% improvement on the previous year's achievement. Progress continues to be made in reducing turnaround times with the first six months of 2005 seeing 82.34% of business transacted within 5 working days or less.

In March 2004 the motor tax on line service provided by the Department of Environment Heritage and Local Government became available for customers provided with a pin number. Nearly 166,000 Dublin customers opted to utilise this service raising an additional €40 million for the Local Government Fund.

Debit and credit cards account for 23% of our business.

The Nutgrove office was refurbished during 2005 with the addition of a customer lift, new stairwell and air conditioning. Negotiations have taken place with the landlords of our headquarters in River House regarding relocation to Smithfield during 2006.

Service delivery is constantly being reviewed to ensure we are meeting our customers needs and facilitating them to access our services as efficiently as possible.

Information on Motor Tax and Driving Licences is available on Aertel Page 454 and [www.dublincity.ie](http://www.dublincity.ie).

# BUDGET 2006

## Programme Group 3 – Water Supply & Sewerage

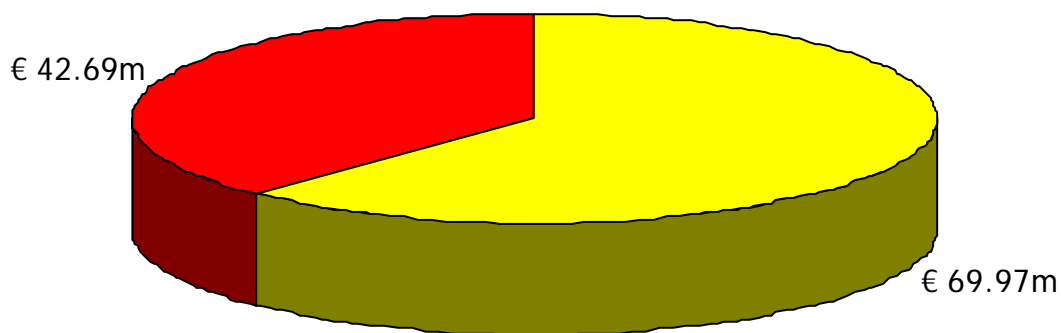
### Objective:

*To provide an adequate supply of quality piped water for domestic and industrial users and to provide a safe and adequate system for the disposal of sewerage.*

### Key Indicators:

Total Programme Expenditure	€112,661,945
Length of Water Pipes (km)	2,700
Daily Amount of Water Produced (litres)	340,000,000
Length of Sewers (km)	2,500
Income from Sale of Water (2006)	€29,777,000
Licensed Discharges to Sewers & Water	370
Average Daily Quantity of Wastewater Treated (M <sup>3</sup> )	400,000
Income from Drainage Services (2006)	€1,300,000
Annual Production of Biofert Fertiliser (tonnes)	20,000
Laboratory Tests	300,000
Number of Operatives (include. Tradesmen)	450

## Sources of Funding



■ Goods & Services

■ Rates

## PROGRAMME GROUP 3 WATER SUPPLY AND SEWERAGE

*Table 1 : Expenditure by Programme & Sub-programme*

<b>PROGRAMME 3.1 PUBLIC WATER SUPPLY SCHEMES</b>			
SUB-PROGRAMME	YEAR 2006	YEAR 2005	
		ESTIMATE	ESTIMATED EXPENDITURE
	€	€	€
<b>3.1.1 Operation &amp; Maintenance</b>			
Maintenance of Mains & Services	4,270,000	4,646,364	4,355,400
Waste Inspection	328,100	281,700	323,600
Pressure Control	3,637,600	2,623,700	3,388,300
Canal Works	168,200	191,500	164,900
Maintenance of Distribution System - Extra Municipal Area	479,900	438,700	373,700
Vartry Works Production	831,100	700,000	796,300
Vartry Works-Maintenance-Storage Reservoir & Arterial Mains	757,500	523,600	670,300
Dodder Works	1,150,300	851,600	1,252,600
Liffey Works - Production	6,345,100	5,900,000	6,053,900
Liffey Works-Maintenance-Service Reservoirs & Arterial Mains	131,200	67,500	125,000
Purchase Of Water - Fingal Co. Council	2,400,000	1,896,300	2,300,000
<u>General Charges :</u>			
Contract Inspectors, Meter Readers & Shipping Turncocks	423,100	432,800	417,300
Purchase & Repair of Meters	189,600	174,600	180,600
Depot & General Charges	1,577,300	990,900	1,537,100
Tools & Equipment	2,459,000	2,399,700	2,541,200
General Expenses	220,000	210,300	210,000
<u>Miscellaneous Works :</u>			
Repayable Works	1,032,500	1,300,000	1,010,200
<b>TOTAL 3.1.1</b>	<b>26,400,500</b>	<b>23,629,264</b>	<b>25,700,400</b>

**PROGRAMME 3.1 PUBLIC WATER SUPPLY SCHEMES (Contd.)**

SUB-PROGRAMME	YEAR 2006	YEAR 2005	
		ESTIMATE	ESTIMATED EXPENDITURE
	€	€	€
<b>3.1.2 Improvement</b>			
Extension, Relaying & Cleaning Mains	1,703,700	1,022,100	1,464,900
Licence Works	860,800	1,092,200	823,300
	<b>2,564,500</b>	<b>2,114,300</b>	<b>2,288,200</b>
<b>3.1.4 Cost of Collection</b>	<b>333,000</b>	<b>522,800</b>	<b>153,600</b>
<b>3.1.8 Miscellaneous :</b>			
Administration	11,291,200	13,295,600	11,416,600
Accident/Liability Claims	350,000	435,700	451,000
	<b>11,641,200</b>	<b>13,731,300</b>	<b>11,867,600</b>
<b>TOTAL EXPENDITURE PROGRAMME 3.1</b>	<b>40,939,200</b>	<b>39,997,664</b>	<b>40,009,800</b>

**PROGRAMME 3.2 PUBLIC SEWERAGE SCHEMES**

SUB-PROGRAMME	YEAR 2006	YEAR 2005	
		ESTIMATE	ESTIMATED EXPENDITURE
	€	€	€
<b>3.2.1 Operation &amp; Maintenance of Drainage Network</b>			
Maintenance of Sewers	4,760,000	4,703,300	4,661,000
Renewal & Construction of City Sewers	855,000	836,400	815,250
Repayable (Maintenance) Works	125,000	129,400	120,000
Depots & General Charges	1,130,000	1,056,000	1,010,000
Tools & Equipment	630,000	645,000	600,000
Transport	165,000	148,200	123,200
General Expenses (incl. Sick & Holiday Pay, Clothing, Superannuation, Rates, etc.)	1,500,000	1,392,600	1,415,000
 <u>Pumping Stations:</u>			
Ringsend Group	1,280,000	1,279,600	1,220,000
North City Group	1,050,000	1,158,000	1,130,000
Sutton Pumping Station	350,000	350,000	340,000
	<b>11,845,000</b>	<b>11,698,500</b>	<b>11,434,450</b>
<b>3.2.2 Operation &amp; Maintenance of Treatment Works</b>			
Ringsend Workshop and Garage	760,000	704,100	710,000
Sewage Treatment and Sludge Disposal	24,549,000	15,466,000	19,190,000
	<b>25,309,000</b>	<b>16,170,100</b>	<b>19,900,000</b>
<b>3.2.3 Operation &amp; Maintenance of Public Conveniences</b>	<b>250,000</b>	<b>291,800</b>	<b>240,000</b>
<b>3.2.4 Provision &amp; Improvement of Drainage Network</b>			
Licence (Improvement) Works	<b>1,060,000</b>	<b>1,209,700</b>	<b>1,010,000</b>

**PROGRAMME 3.2 PUBLIC SEWERAGE SCHEMES (Contd)**

SUB-PROGRAMME	YEAR 2006	YEAR 2005	
		ESTIMATE	ESTIMATED EXPENDITURE
	€	€	€
<b>3.2.6 Provision &amp; Improvement of Public Conveniences</b>	<b>130,000</b>	<b>100,000</b>	<b>125,000</b>
<b>3.2.7 Loan Charges :</b>			
Revenue Contribution to Capital	300,000	300,000	300,000
Sewerage Works	3,434,000	3,493,600	3,640,600
	<b>3,734,000</b>	<b>3,793,600</b>	<b>3,940,600</b>
<b>3.2.8 Miscellaneous :</b>			
Administration	6,640,000	5,892,000	6,296,800
Health and Safety	210,000	220,000	200,000
Accident/Liability Claims	150,000	207,300	170,000
	<b>7,000,000</b>	<b>6,319,300</b>	<b>6,666,800</b>
<b>TOTAL EXPENDITURE PROGRAMME 3.2</b>	<b>49,328,000</b>	<b>39,583,000</b>	<b>43,316,850</b>

**PROGRAMME 3.8 ADMINISTRATION AND MISCELLANEOUS**

SUB-PROGRAMME	YEAR 2006	YEAR 2005	
		ESTIMATE	ESTIMATED EXPENDITURE
	€	€	€
<b>3.8.1 Direct Administration &amp; Overheads</b>	<b>2,308,492</b>	<b>1,927,200</b>	<b>2,266,227</b>
Rates Water & Drainage Network	10,975,000	0	0
Area Based Services	1,445,957	1,098,020	1,357,520
	<b>14,729,449</b>	<b>3,025,220</b>	<b>3,623,747</b>
<b>3.8.2 Central Management Charge</b>	<b>5,725,296</b>	<b>5,191,314</b>	<b>5,263,284</b>
<b>3.8.7 Central Laboratory</b>	<b>1,940,000</b>	<b>1,472,850</b>	<b>1,506,000</b>
<b>TOTAL EXPENDITURE PROGRAMME 3.8</b>	<b>22,394,745</b>	<b>9,689,384</b>	<b>10,393,031</b>

TABLE 2 : INCOME BY PROGRAMME AND SOURCE

SUB-PROGRAMME	YEAR 2006	YEAR 2005	
		ESTIMATE	ESTIMATED INCOME
<b>3.1.9 Public Water Supply Schemes</b> <i>Ref to Exp 3.1</i>	€ 32,945,000	€ 32,296,000	€ 31,702,000
<b>3.2.9 Public Sewerage Schemes</b> <i>Ref to Exp 3.2</i>	33,381,300	27,313,000	29,815,351
<b>3.8.9 Administration and Miscellaneous</b> <i>Ref to Exp 3.8</i>	3,642,990	2,793,854	3,140,419
<b>TOTAL INCOME OF PROGRAMME GROUP 3</b>	<b>69,969,290</b>	<b>62,402,854</b>	<b>64,657,770</b>
		<u>ANALYSIS</u>	
<u>Government Grants</u>			
<b>Provision of Water Services (3.2.9)</b>	<b>0</b>	<b>0</b>	<b>2,709,351</b>
<u>Goods and Services :</u>			
<b>3.0.1 Charges for Water - Extra Municipal Area : (3.1.9)</b>			
<b>Metered Supplies</b>	<b>1,220,000</b>	<b>1,120,000</b>	<b>1,250,000</b>
<b>Fixed Charge Supplies</b>	<b>130,000</b>	<b>125,000</b>	<b>125,000</b>
<b>3.0.2 Charges for Water - City Area : (3.1.9)</b>			
<b>Metered Supplies</b>	<b>15,555,000</b>	<b>15,425,000</b>	<b>14,255,000</b>
<b>Fixed Charge Supplies</b>	<b>1,700,000</b>	<b>1,700,000</b>	<b>2,200,000</b>
<b>Builders</b>	<b>42,000</b>	<b>60,000</b>	<b>40,000</b>
<b>Shipping</b>	<b>140,000</b>	<b>150,000</b>	<b>130,000</b>
<b>Firemains</b>	<b>390,000</b>	<b>400,000</b>	<b>372,000</b>
<b>CARRIED FORWARD :-</b>	<b>19,177,000</b>	<b>18,980,000</b>	<b>21,081,351</b>

**TABLE 2 : INCOME BY PROGRAMME AND SOURCE**

SUB-PROGRAMME	YEAR 2006	YEAR 2005	
		ESTIMATE	ESTIMATED INCOME
Brought Forward :-	19,177,000	18,980,000	21,081,351
<b>3.0.3 Improvement Charges - Licence Works:</b>			
<b>Sewerage &amp; Drainage (3.2.9)</b>	<b>2,000,000</b>	<b>2,000,000</b>	<b>2,000,000</b>
<b>Water Supplies (3.1.9)</b>	<b>1,450,000</b>	<b>1,400,000</b>	<b>1,320,000</b>
<b>Drainage Charges (3.2.9)</b>	<b>5,000,000</b>	<b>5,000,000</b>	<b>4,700,000</b>
<b>3.0.5 Rents, Wayleaves, etc.:</b>			
<b>Sewerage (3.2.9)</b>	<b>1,050</b>	<b>1,000</b>	<b>1,000</b>
<b>Water Supplies (3.1.9)</b>	<b>68,000</b>	<b>16,000</b>	<b>60,000</b>
<b>3.0.6 Licences for discharge to Sewers (3.2.9)</b>	<b>4,000,000</b>	<b>4,900,000</b>	<b>3,600,000</b>
<b>3.0.7 Contributions to Superannuation (3.8.9)</b>	<b>1,275,000</b>	<b>1,181,000</b>	<b>1,210,000</b>
<b>3.0.8 Contributions from Other Local Authorities:</b>			
<b>Drainage Agreement (3.2.9)</b>	<b>20,075,000</b>	<b>12,600,000</b>	<b>14,600,000</b>
<b>Charges for Water (3.1.9)</b>	<b>10,600,000</b>	<b>10,300,000</b>	<b>10,150,000</b>
<b>Central Laboratory (3.8.9)</b>	<b>1,890,000</b>	<b>1,425,000</b>	<b>1,450,000</b>
<b>3.0.0 Other Income:</b>			
<b>Sewerage &amp; Drainage (3.2.9)</b>	<b>2,300,000</b>	<b>2,807,000</b>	<b>2,200,000</b>
<b>Water Supplies (3.1.9)</b>	<b>1,650,000</b>	<b>1,600,000</b>	<b>1,800,000</b>
<b>Income Public Conveniences (3.2.9)</b>	<b>5,250</b>	<b>5,000</b>	<b>5,000</b>
<b>Central Management Income (3.8.9)</b>	<b>210,990</b>	<b>178,750</b>	<b>213,419</b>
<b>Area Office Income (3.8.9)</b>	<b>267,000</b>	<b>9,104</b>	<b>267,000</b>
	<b>69,969,290</b>	<b>62,402,854</b>	<b>64,657,770</b>

**SUMMARY - PROGRAMME GROUP 3  
WATER SUPPLY AND SEWERAGE**

SUB-PROGRAMME	YEAR 2006	YEAR 2005	
	€	€	€
<b><u>Expenditure :</u></b>			
Programme 3.1	<b>40,939,200</b>	<b>39,997,664</b>	<b>40,009,800</b>
3.2	<b>49,328,000</b>	<b>39,583,000</b>	<b>43,316,850</b>
3.8	<b>22,394,745</b>	<b>9,689,384</b>	<b>10,393,031</b>
Gross Estimated Expenditure	112,661,945	89,270,048	93,719,681
Deduct - Estimated Income	69,969,290	62,402,854	64,657,770
Total Net Estimated Expenditure	42,692,655	26,867,194	29,061,911
<b>Estimated Balance at 31st December 2004</b>		-1,739,616	
<b>Balance Sheet Balance at 31st December 2004</b>			-1,544,949
		<b>28,606,810</b>	<b>30,606,860</b>
<b>Estimated Balance at 31st December 2005</b>	-2,000,050		
<b>Amount to be raised by the Municipal Rate</b>	<b>44,692,705</b>		

## **BUDGET 2006**

### **Programme Group 3 – Water Supply & Sewerage**

#### **3.1 PUBLIC WATER SUPPLY SCHEMES**

The function of the Water Services Division is the collection, treatment and distribution of drinking water to all Dublin City Council consumers and to the adjoining local authorities.

This entails:

- Treatment to E.U. water quality standards.
- Extension, cleaning and rehabilitation of watermains including trunk mains from the water treatment plants at Roundwood, Ballymore Eustace and Ballyboden.
- Effective management of leakage to control and reduce losses from the distribution system.
- Agency work on behalf of Dun Laoghaire Rathdown County Council.
- Licence work carried out for third parties (see income at 3.0.03).
- The use of a computerised system of telemetry to manage pressure and flow of water in the distribution system.

The costs in operating and maintaining the supply of drinking water include:

- Operating and maintenance of water treatment plants at Ballymore Eustace, Roundwood and Ballyboden.
- Maintenance of mains and services.
- Maintenance of service reservoirs.
- Waste inspection and leakage detection.
- Salaries, Superannuation and Social Insurance.
- Purchase of treated water from Fingal County Council.
- Purchase of raw water for treatment from E.S.B.
- Costs of disposal of sludge arising from the treatment process.

The watermains laid during 2005 included these at:

- Exchange St
- Marlborough Mews
- Victoria Rd
- Wasdale Grove
- Viking Road
- St. Helenas Rd
- Achill Rd

- Arran Rd
- Shandon Gardens
- Mount Temple Rd
- Drumfinn Park
- Charleville Rd
- Saint Anne's Rd North
- Whitefriar St

In 2006 the programme of watermains replacement will continue with a target of 8,000m of new mains to be laid by direct labour staff.

The schemes to be carried out will be prioritised on the basis of levels of service including water quality, pressure, flow and supply disruptions.

### **3.2 Public Sewerage Schemes**

The responsibility of Drainage Division is to maintain, renew and construct city sewers. Drainage Division also licences trade effluent discharges to sewers and waters, and collects the revenue generated from the licences. The Division includes a Development and Planning Control Section which monitors all planning applications to ensure compliance with Drainage Division requirements.

As part of the Reconstruction Works programmed for completion in 2005, a total of 1050 metres of sewer was laid and 1444 metres of sewer relined, at the following locations:

- Pembroke Cottages
- Palmerstown Road
- O'Rahilly Parade
- South Bank Road
- Philipsburgh Avenue
- McKee Park
- Waterloo Road
- Grange Community College
- Demesne (Killester)
- Park West Road
- Sean McDermott Street (relining)
- Newmarket/Wards Hill (relining)
- Dawson Street (relining)
- Mountpleasant Square to Wellington Place (relining)

Reconstruction works scheduled for commencement in 2006 include:-

- Clontarf/Drumcondra Reconstruction (as per catchment review)
- Rathmines and Pembroke Reconstruction (as per Drainage Area Plan)
- Extension of existing drainage network to provide for connections to new developments
- Grafton Street Lower (relining)
- South Anne Street (relining)
- Duke Street (relining)
- Marlborough Road , Ranelagh (relining)

In 2006 two reconstruction crews will be deployed fulltime to repair gullies in areas identified to be at risk of flooding.

The Wastewater Services Division has responsibility for a 20 year operations contract for the new Wastewater Treatment Works at Ringsend.

It also has responsibility for approximately 30 other installations on the Drainage network. These include the Main Lift Pumping Station at Ringsend which pumps an average of 300,000 M3 of wastewater a day as well as a new pumping station at Sutton which pumps to Ringsend via a submarine pipeline.

Environmental benefits of the new Treatment Works include:-

- Wastewater Treatment for a population equivalent of 1.7 million people.
- Improved water quality in Dublin Bay, including Blue Flag beaches at Dollymount and Seapoint
- Conversion of waste sludge into an agricultural fertiliser called Biofert.
- Conversion of waste to energy to the value of approximately €3 million per annum.

In recent years the Division has developed a number of business units which provide a drainage related service and also generate significant income. These include a vehicle maintenance workshop, a tanker waste disposal unit, a CCTV survey unit, a unit involved in the production of corporate signs and logos and a skip disposal service.

The main staff locations are Ringsend Treatment Works, Ringsend Pumping Station and East Road Depot.

# BUDGET 2006

## Programme Group 4 – Development Incentives & Controls

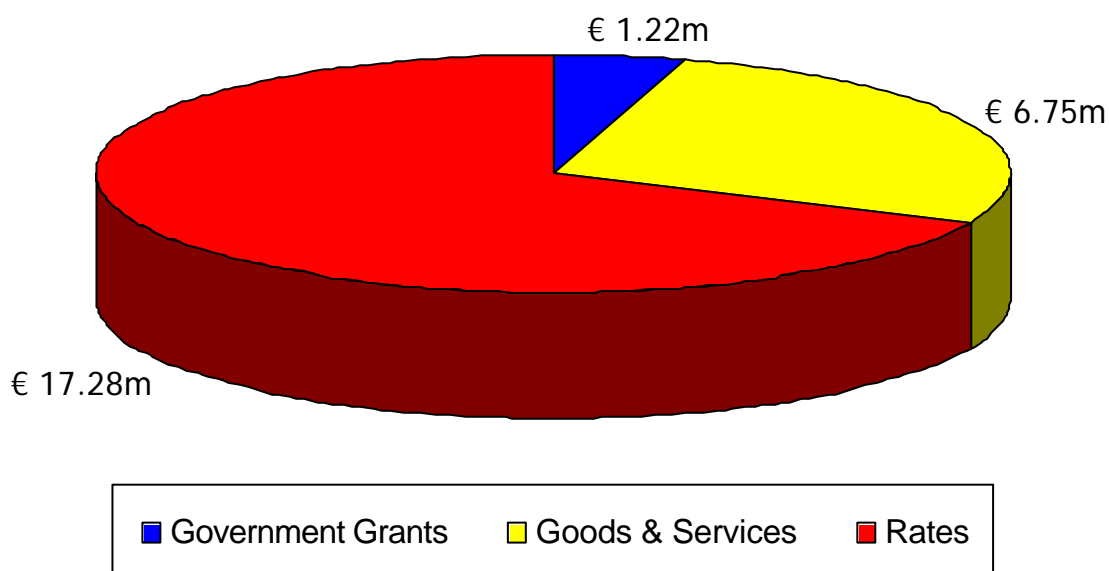
### Objective:

*To plan for the city's future development and economic growth and to provide a satisfactory physical environment for living and working.*

### Key Indicators:

Total Programme Expenditure	€25,242,517
Planning Applications – Domestic *	1,834
Planning Applications – Commercial *	2,430
Y2006 Income from Planning Applications Fees *	€2,500,000
Average Decision Time (Weeks) *	7.5
Percentage of Applications Granted *	85%
Enforcement Proceedings *	80
Enforcement Notices *	200
Commencement Notices *	1,600
Number of E.I.S Submissions *	10
*Estimated Level of Activity Y2006	

### Sources of Funding



# PROGRAMME GROUP 4

## DEVELOPMENT INCENTIVES AND CONTROLS

*Table 1 : Expenditure by Programme & Sub-programme*

<b>PROGRAMME 4.1 LAND USE PLANNING</b>			
SUB-PROGRAMME	YEAR 2006	YEAR 2005	
		ESTIMATE	ESTIMATED EXPENDITURE
	€	€	€
4.1.1 Planning Control	4,748,010	4,615,700	4,743,900
4.1.2 Statutory Development Plan	806,130	1,029,800	992,700
4.1.3 Local Area Initiatives	300,000	300,000	300,000
Special Projects - Administration	1,013,640	737,900	786,600
	1,313,640	1,037,900	1,086,600
4.1.4 Conservation	1,226,990	1,093,400	1,227,600
4.1.6 Building Control and Enforcement	2,445,090	2,278,600	2,287,100
<b>TOTAL EXPENDITURE PROGRAMME 4.1</b>	<b>10,539,860</b>	<b>10,055,400</b>	<b>10,337,900</b>

<b>PROGRAMME 4.2 INDUSTRIAL DEVELOPMENT</b>			
SUB-PROGRAMME	YEAR 2006	YEAR 2005	
		ESTIMATE	ESTIMATED EXPENDITURE
	€	€	€
4.2.1 Management of Industrial Sites	494,275	486,700	476,548
<b>TOTAL EXPENDITURE PROGRAMME 4.2</b>	<b>494,275</b>	<b>486,700</b>	<b>476,548</b>

**PROGRAMME 4.3 OTHER DEVELOPMENT & PROMOTION**

SUB-PROGRAMME	YEAR 2006	YEAR 2005	
		ESTIMATE	ESTIMATED EXPENDITURE
	€	€	€
<b>4.3.1 Management of Commercial Type Facilities</b>	<b>1,412,902</b>	<b>1,225,800</b>	<b>1,203,600</b>
<b>Contributions to Outside Bodies</b>	<b>150,500</b>	<b>95,000</b>	<b>100,500</b>
	<b>1,563,402</b>	<b>1,320,800</b>	<b>1,304,100</b>
<b>4.3.3 Loan Charges</b>	<b>508,000</b>	<b>527,000</b>	<b>527,000</b>
<b>4.3.4 Urban Renewal European Office</b>	<b>1,457,951</b>	<b>1,144,500</b>	<b>1,267,425</b>
	<b>80,006</b>	<b>75,885</b>	<b>75,885</b>
	<b>1,537,957</b>	<b>1,220,385</b>	<b>1,343,310</b>
<b>4.3.6 Contrib. to Dublin Regional Tourism Organisation</b>	<b>253,500</b>	<b>240,000</b>	<b>240,000</b>
<b>Dublin Regional Authority</b>	<b>305,000</b>	<b>215,000</b>	<b>167,500</b>
<b>Southern &amp; Eastern Regional Assembly</b>	<b>202,000</b>	<b>189,200</b>	<b>189,200</b>
	<b>760,500</b>	<b>644,200</b>	<b>596,700</b>
<b>TOTAL EXPENDITURE PROGRAMME 4.3</b>	<b>4,369,859</b>	<b>3,712,385</b>	<b>3,771,110</b>

**PROGRAMME 4.5 DIRECTOR OF COMMUNITY & ENTERPRISE FUNCTION**

<b>4.5.1 Administration</b>	<b>1,252,660</b>	<b>1,043,871</b>	<b>1,240,861</b>
-----------------------------	------------------	------------------	------------------

**PROGRAMME 4.6 TWINNING OF LOCAL AUTHORITY AREAS**

<b>4.6.8 Miscellaneous</b>	<b>25,000</b>	<b>25,000</b>	<b>25,000</b>
----------------------------	---------------	---------------	---------------

**PROGRAMME 4.8 ADMINISTRATION & MISCELLANEOUS**

SUB-PROGRAMME	YEAR 2006	YEAR 2005	
		ESTIMATE	ESTIMATED EXPENDITURE
	€	€	€
<b>4.8.1 Direct Administration &amp; Overheads</b>			
Development	2,072,257	1,940,400	1,898,152
Planning	2,286,640	2,105,900	2,099,140
Area Based Services	1,964,929	1,814,860	1,817,533
	<b>6,323,826</b>	<b>5,861,160</b>	<b>5,814,825</b>
<b>4.8.2 Central Management Charge</b>	<b>2,202,037</b>	<b>1,996,659</b>	<b>2,024,340</b>
<b>4.8.3 General Co. of Co. Councils</b>	<b>17,000</b>	<b>17,000</b>	<b>17,000</b>
<b>4.8.4 Ass. of Municipal Authorities</b>	<b>12,000</b>	<b>11,000</b>	<b>11,000</b>
<b>4.8.5 Local Authority Members Assoc.</b>	<b>6,000</b>	<b>5,400</b>	<b>5,400</b>
<b>TOTAL EXPENDITURE PROGRAMME 4.8</b>	<b>8,560,863</b>	<b>7,891,219</b>	<b>7,872,565</b>

TABLE 2 : INCOME BY PROGRAMME AND SOURCE

SUB-PROGRAMME	YEAR 2006	YEAR 2005	
		ESTIMATE	ESTIMATED INCOME
4.1.9 Land Use Planning	€ 4,577,600	€ 4,368,000	€ 4,443,800
4.2.9 Industrial Development	500,000	500,000	520,000
4.3.9 Other Development & Promotion	924,000	873,000	923,000
4.8.9 Administration & Miscellaneous	1,961,150	1,640,415	1,971,158
<b>TOTAL INCOME OF PROGRAMME GROUP 4</b>	<b>7,962,750</b>	<b>7,381,415</b>	<b>7,857,958</b>
		<u>ANALYSIS</u>	
		<u>Government Grants:</u>	
4.9.8 Community & Enterprise (4.8.9)	355,000	192,665	326,074
Conservation Grants Scheme (4.1.9)	860,000	700,000	860,000
		<u>Goods and Services :</u>	
4.0.1 Planning Charges (4.1.9)	2,500,000	2,400,000	2,400,000
4.0.2 Enforcement Charges (4.1.9)	180,000	180,000	100,000
4.0.4 Sale & Leasing of Industrial Sites (4.2.9)	500,000	500,000	520,000
4.0.6 Sale & Leasing of Other Property (4.3.9)	924,000	873,000	923,000
4.0.7 Contributions to Superannuation (4.8.9)	685,000	679,000	650,000
4.0.8 Contributions by Other Local Authorities :			
Valuers' Office (4.8.9)	840,000	700,000	913,000
4.0.0 Other Income :			
I.A.Ps, Plans, Maps, etc.(4.1.9)	1,037,600	1,088,000	1,083,800
Central Management Income (4.8.9)	81,150	68,750	82,084
	<b>7,962,750</b>	<b>7,381,415</b>	<b>7,857,958</b>

**SUMMARY - PROGRAMME GROUP 4**  
**DEVELOPMENT INCENTIVES AND CONTROLS**

SUB-PROGRAMME	YEAR	YEAR 2005	
	2006		
	€	€	€
<b><u>Expenditure :</u></b>			
Programme 4.1	10,539,860	10,055,400	10,337,900
4.2	494,275	486,700	476,548
4.3	4,369,859	3,712,385	3,771,110
4.5	1,252,660	1,043,871	1,240,861
4.6	25,000	25,000	25,000
4.8	8,560,863	7,891,219	7,872,565
Gross Estimated Expenditure	25,242,517	23,214,575	23,723,984
Deduct - Estimated Income	7,962,750	7,381,415	7,857,958
Total Net Estimated Expenditure	17,279,767	15,833,160	15,866,026
Estimated Balance at 31st December 2004		229,183	
Balance per Balance Sheet at 31st December 2004			981,680
		15,603,977	14,884,346
Estimated Balance at 31st December 2005	719,631		
Amount to be raised by the Municipal Rate	16,560,136		

## **BUDGET 2006**

### **Programme Group 4 – Development Incentives & Controls**

Dublin City Council is responsible for the orderly development of the city. The Planning and Economic Development Department strives to bring about a sustainable living city, in which people can live, work and form communities.

It is a policy of Dublin City Council to facilitate a strategic development approach in key growth areas and provide a coherent framework for planning and development in a local area context. The following gives an outline of how this is achieved.

#### **CONSERVATION**

Advice on technical conservation issues is provided by the Conservation Office to in-house staff and to the owners of structures and buildings that are of special interest (architectural, historical, archaeological, artistic, cultural, scientific, social or technical). This is in keeping with Dublin City Council's policy for ensuring the protection of structures as outlined in the Local Government Planning and Development Act, 2000.

Financial assistance is available for appropriate conservation works under the National Conservation Grant Scheme.

#### **CENTRAL AREA**

##### **1. DORSET STREET – URBAN and VILLAGE RENEWAL**

The renewal of the Dorset Street City Gateway is ongoing.

##### **Projects in 2005:**

In 2005, significant progress has been achieved with completion of the Sheridan Court Project, paving of the east side of the section from Binns Bridge to Clonliffe Rd and the installation of the median. Design work for the remainder of the street, which includes realignment of the pavement to allow for the median, has also been completed. A new Schedule of Rates has been

procured and five contractors have been identified. Contracts will be entered into in 2005 for works to start on the section from Binns Bridge to the North Circular Rd. (NCR), the section from the NCR to Gardner Street and the section from Gardner Street to Eccles Place.

### **Projects planned for 2006:**

The remainder of the works on the canal, which includes towpath resurfacing from Binns Bridge to Jones Road will commence in 2006.

## **2. HISTORIC AREA REJUVENATION PROJECT (SMITHFIELD AND ENVIRONS) (H.A.R.P.)**

### **Projects completed in 2005:**

- A major mixed use commercial development at Mary's Abbey/
- Little Strand Street.
- Phases 1 and 2 of major private development of tax designated site at Smithfield.
- Markets Framework Plan – Trading ceased in the Fish Market. Architectural inventory of the Fish Market was completed. Final modifications to the draft Framework Plan agreed.
- Capel Street Improvements – final design agreed.

### **Work in Progress 2005:**

- Developments on tax designated sites at Smithfield (West side), Ilac Centre and Ellis Quay.
- Capel Street Improvements.
- Markets Framework Plan – Phase 1.
- Upgrading Halston Street Park.
- Chancery Street Park – Request for Proposal stage.
- Design stage for Phase 2 of redevelopment of Smithfield.

### **Projects planned for 2006:**

- Completion of Capel Street improvements works.
- Completion Halston Street Park redevelopment.
- Upgrading Chancery Street park.
- Design for Phase 2 of Henry Street/Mary Street - continuation with pedestrianisation of street to the Capel Street junction.
- Completion of major private development on tax designated site at West side of Smithfield.
- Civic space at St Mary's Abbey

### **3. O'CONNELL STREET**

#### **Projects Completed in 2005:**

- Phase 1a of the O'Connell Street Improvement Scheme (including GPO Plaza) completed in May 2005.
- Conservation programme on O'Connell Street statues.

#### **Work in progress in 2005:**

- Phase 2 of the O'Connell Street Improvement Scheme commenced Feb 2005
- Mixed use development on former Walden Motors site, 172/175 Parnell Street.
- Redevelopment of 4/8 Eden Quay (Laughter Lounge).
- Commence redevelopment of ILAC Phase 1.

#### **Projects Planned for 2006:**

- Completion of Phase 2 of the O'Connell Street Improvement Scheme.
- Commencement of Improvement works at Cathedral Street.
- Commencement of Improvement works at Sackville Place.
- Construction of four approved kiosks on O'Connell Street.

### **4. NORTH EAST INNER CITY INTEGRATED AREA PLAN:**

#### **Projects completed in 2005:**

- Dunne Street/Charleville Mall – Precinct Improvements completed 2<sup>nd</sup> quarter 2005.
- St. Judes Gardens Housing Programme: Development of 16 social housing units and 9 affordable housing units.
- Liberty Corner – Municipal Arts & Dance Centre, practical completion to take place by year-end.
- Convent Lands, Sheltered housing – completed.
- Buckingham Street: Completion of 30 place childcare centre in February 2005.

### **Work in progress in 2005:**

- Lourdes House: Tenders currently being examined.
- Convent Lands Redevelopment, Sean Mac Dermott Street: Tenders currently being examined.

### **Projects planned for 2006:**

- Mountainview Court, Summerhill block: demolition and redevelopment.
- Sean Treacy House: demolition and redevelopment.
- Swimming Pool & Leisure Centre – Decision to proceed dependent on relocation of other uses existing on site (Day Care Centre for the Elderly (HSE)) and Pre-school.

## **5. NORTH WEST INNER CITY**

### **Projects completed in 2005:**

Precinct Improvement Programme in Georges Place. Total cost: €1.9 million

These works included:

- Extension and redevelopment of the Community Centre.
- Construction of low walls and railings to create defensible space (gardens) for ground floor units.
- Installation of play and seating areas.
- Improved lighting in balconies and new external lighting.
- Installation of gates to the entrance of the complex.
- Installation of semi-permanent temporary Community Facility at Dominick Street.
- Installation of Play facilities in Dorset Street Complex.
- Installation of CCTV in the following complexes:
  - Hardwicke Street
  - Dominick Street
  - Dorset Street
  - Georges Place
- Completion of a Community Charter for the redevelopment of the Dominick Street Complex.

### **Work in Progress 2005:**

- The construction of 28 new apartments to the rear of Sheridan Court, with underground parking and new play and seating areas.
- The construction of a Childcare and Education Centre in the Hardwicke Street Complex.

### **Projects planned for 2006:**

- Public Private Partnership Regeneration Project for the Dominick Street Lower complex.
- The commencement of Precinct Improvement Projects in the following areas:
  - Chancery House
  - Henrietta House
  - Constitution Hill
  - Hill Street/Alfie Byrne House

## **DIRECTOR OF COMMUNITY & ENTERPRISE**

### **Progress in 2005:**

- 'Inclusion is Everyone's Business', an integrated action plan tackling social exclusion in Dublin City, was launched by An Taoiseach Mr Bertie Ahern, and it contains the first ever comprehensive report on social exclusion carried out in Dublin City. As part of this, Social Inclusion Task Forces were established in each Area of the City to provide for integrated statutory planning around inclusion.
- "Building Bridges through Capital Cities", a one-day workshop on competitiveness and promoting links between Dublin and the new member states and their capital cities was held in April 2005.
- Delivery of "Your Health Is Your Wealth", a community awareness programme focusing on promoting prevention and early detection of cancer. This was a partnership initiative between the Health Services Executive South Western Area, Dublin City Development Board and Dublin City Council.
- "Putting Communities First" Summit held to celebrate European Neighbours Day (May 31st) and to encourage people to get involved in their local communities and to identify what the key issues and barriers to involvement are. A Communities First Task Force was established to explore how we would best support the development of social capital.
- Co-ordination of 2<sup>nd</sup> Chinatown Festival 2005.
- Linkage of City of Possibilities Strategy to DCC and all agencies for implementation.
- Development of closer working relationship with Strategic Policy Committees of City Council.
- Development of the Learning Forum.
- Development of the Green City Initiative.
- Delivery of Access Audit for Dublin.ie as a Citizens On Line Audit tool.

### **Objectives for 2006:**

- Update and redesign of Dublin.ie with the development of themed zones and the development of increased interaction through new online tools.
- Input into the National Development Plan.
- Continuation of the endorsement process on Local Development plans implemented throughout 2005.
- Delivery of Communities First Task Force report and action plan
- Continuation of the Green City Initiative.
- Declaration of Dublin as a Learning City and development of learning initiatives through the Learning Forum.
- Strengthening of Economic agenda for the city through integrated action planning by the Economic Sub Group.
- Development of initiatives around new minority communities and the adoption by the city of an Anti-racism Charter.
- Action Planning to target social inclusion through the SITFs.
- Support for the Community Forum.
- Increased support for policy development through SPCs and City Council.

### **ECONOMIC DEVELOPMENT UNIT**

The Economic Development Department manages the City's property portfolio. During the year it has commissioned the refurbishment of the Ilac multi-storey carpark and has also completed the refurbishment of the Drury Street multi-storey carpark. It is hoped in the near future to add 2 further multi-storey carparks to the Council's portfolio. The provision of carparking assists in the economic development of the City by ensuring that citizens requiring both recreational and business parking are facilitated.

The department is also involved in the provision of Enterprise space for new Start-Up businesses at the Guinness Enterprise Centre at Taylor's Lane, Dublin 8. During the year a new centre comprising 110 sq.m. at Liberty Corner, in the N.E.I.C area has been completed. The department is also involved in sourcing and renting space or community facilities for various community groups. Sites are also provided to sporting clubs, scouts and other providers of services to young people on an on-going basis.

# BUDGET 2006

## Programme Group 5 – Environmental Protection

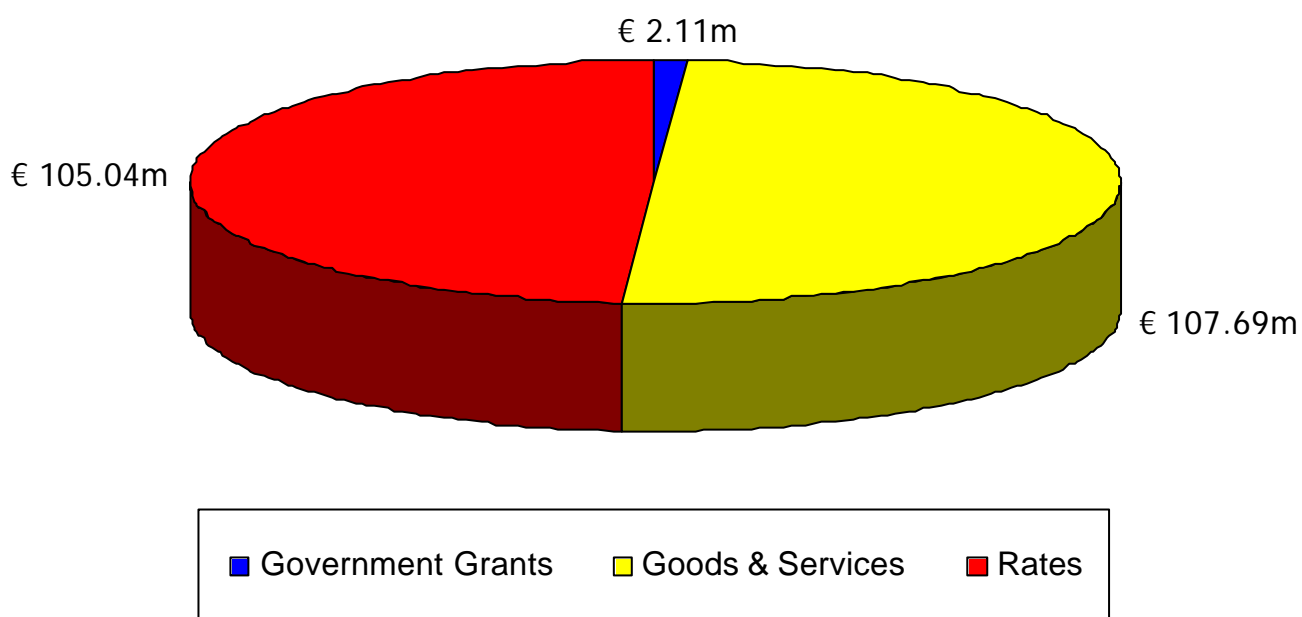
### Objective:

*To ensure environmental conditions are conducive to health and amenity and to protect persons and property from fire and other hazards.*

### Key Indicators:

Total Programme Expenditure	€214,840,176
Refuse Disposed of per Annum (household/commercial/street cleaning – tonnes)	236,000
Household waste recycled per annum – tonnes	25,100
Number of Operatives	695
Properties with Weekly Collection	168,000
Entries in Tidy Districts Competition	125
Glass Banks	100
Recycling Centres / Bring Centres	14
Number of Cemeteries	3
Number of Environmental Monitoring Locations	13
Fire & Ambulance calls received in 2004	129,650
Fire Service Staff	1030

## Sources of Funding



# PROGRAMME GROUP 5 ENVIRONMENTAL PROTECTION

*Table 1 : Expenditure by Programme & Sub-programme*

## PROGRAMME 5.1 WASTE DISPOSAL

SUB-PROGRAMME	YEAR 2006	YEAR 2005	
		ESTIMATE	ESTIMATED EXPENDITURE
	€	€	€
<b>5.1.1/ TIPHEADS :</b>			
<b>5.1.2</b> Operation & Disposal Costs	<b>22,198,071</b>	<b>21,632,760</b>	<b>21,297,667</b>
<b>5.1.3 Domestic Refuse Collection</b>			
Domestic Refuse Collection	4,067,257	4,021,159	3,874,012
General Expenses	5,016,094	4,841,440	4,925,922
Waste Reduction & Recycling	15,864,950	15,710,841	15,727,006
Plant and Vehicles	8,173,900	7,533,182	8,253,182
	<b>33,122,201</b>	<b>32,106,622</b>	<b>32,780,122</b>
<b>5.1.4 Street Cleaning</b>			
Street Cleaning	11,167,713	10,701,730	10,816,508
Area Based Cleansing Initiative	2,250,000	2,000,000	2,031,344
Operation Clean Up	6,837,477	6,796,348	6,677,930
General Expenses	3,854,074	3,318,827	3,608,228
Plant and Vehicles	5,371,549	4,505,004	4,575,004
Tools and Equipment	520,000	489,620	489,933
Litter Prevention Service	1,863,639	1,753,279	1,790,411
	<b>31,864,452</b>	<b>29,564,808</b>	<b>29,989,358</b>
<b>5.1.5 Trade and Other Waste</b>			
Licence & Repayable Works	1,161,797	1,168,842	1,027,795
	<b>1,161,797</b>	<b>1,168,842</b>	<b>1,027,795</b>
<b>5.1.7 Loan Charges</b>	<b>562,985</b>	<b>536,176</b>	<b>536,176</b>
<b>5.1.8 Miscellaneous :</b>			
Administration	10,597,979	9,995,386	10,457,554
Accident/Liability Claims	175,000	150,000	150,000
	<b>10,772,979</b>	<b>10,145,386</b>	<b>10,607,554</b>
<b>TOTAL EXPENDITURE PROGRAMME 5.1</b>	<b>99,682,485</b>	<b>95,154,594</b>	<b>96,238,672</b>

**PROGRAMME 5.2 BURIAL GROUNDS**

SUB-PROGRAMME	YEAR 2006	YEAR 2005	
		ESTIMATE	ESTIMATED EXPENDITURE
	€	€	€
<b>5.2.1 Maintenance</b>			
Old Cemeteries	32,200	47,100	32,100
Miscellaneous	21,850	20,800	20,800
	<b>54,050</b>	<b>67,900</b>	<b>52,900</b>
<b>TOTAL EXPENDITURE PROGRAMME 5.2</b>	<b>54,050</b>	<b>67,900</b>	<b>52,900</b>

**PROGRAMME 5.3 SAFETY OF STRUCTURES AND PLACES**

SUB-PROGRAMME	YEAR 2006	YEAR 2005	
		ESTIMATE	ESTIMATED EXPENDITURE
	€	€	€
<b>5.3.1 Civil Defence</b>	<b>890,000</b>	<b>850,000</b>	<b>850,000</b>
<b>5.3.2 Dangerous Buildings</b>	<b>927,192</b>	<b>838,000</b>	<b>900,937</b>
<b>5.3.4 Water Safety</b>	<b>108,900</b>	<b>99,200</b>	<b>100,600</b>
<b>5.3.8 Miscellaneous :</b> Inspection & Licensing of places of Public Entertainment	<b>460,000</b>	<b>439,000</b>	<b>439,000</b>
<b>TOTAL EXPENDITURE PROGRAMME 5.3</b>	<b>2,386,092</b>	<b>2,226,200</b>	<b>2,290,537</b>

**PROGRAMME 5.4 FIRE PROTECTION**

SUB-PROGRAMME	YEAR 2006	YEAR 2005	
		ESTIMATE	ESTIMATED EXPENDITURE
	€	€	€
5.4.1 Fire Fighting Accident/Liability Claims	93,705,000	87,793,000	88,861,000
	550,000	833,000	700,000
	<b>94,255,000</b>	<b>88,626,000</b>	<b>89,561,000</b>
5.4.3 Provision of Equipment	<b>1,400,000</b>	<b>1,375,000</b>	<b>1,375,000</b>
5.4.5 Ambulance Service	<b>1,500,000</b>	<b>1,575,000</b>	<b>1,575,000</b>
5.4.6 Loan Charges	<b>475,000</b>	<b>498,000</b>	<b>470,000</b>
<b>TOTAL EXPENDITURE PROGRAMME 5.4</b>	<b>97,630,000</b>	<b>92,074,000</b>	<b>92,981,000</b>

**PROGRAMME 5.5 POLLUTION CONTROL**

SUB-PROGRAMME	YEAR 2006	YEAR 2005	
		ESTIMATE	ESTIMATED EXPENDITURE
	€	€	€
<b>5.5.1 Monitoring &amp; Enforcement</b>			
Atmospheric/Noise Pollution	642,700	495,820	536,900
Water Pollution	775,000	750,000	740,000
	<b>1,417,700</b>	<b>1,245,820</b>	<b>1,276,900</b>
<b>5.5.2 Provision of Equipment</b>			
Atmospheric/Noise Pollution	138,400	137,220	130,440
Water Pollution	31,500	31,500	30,000
	<b>169,900</b>	<b>168,720</b>	<b>160,440</b>
<b>TOTAL EXPENDITURE PROGRAMME 5.5</b>	<b>1,587,600</b>	<b>1,414,540</b>	<b>1,437,340</b>

**PROGRAMME 5.8 ADMINISTRATION AND MISCELLANEOUS**

SUB-PROGRAMME	YEAR 2006	YEAR 2005	
		ESTIMATE	ESTIMATED EXPENDITURE
	€	€	€
<b>5.8.1 Direct Administration &amp; Overheads</b>			
Area Based Services	57,700	66,200	54,200
	1,571,943	1,451,888	1,454,027
	<b>1,629,643</b>	<b>1,518,088</b>	<b>1,508,227</b>
<b>5.8.2 Central Management Charge</b>	<b>11,450,594</b>	<b>10,382,628</b>	<b>10,526,569</b>
<b>5.8.8 Miscellaneous :</b>			
Sanitary Inspections - Nuisances	419,712	377,663	395,949
	<b>419,712</b>	<b>377,663</b>	<b>395,949</b>
<b>TOTAL EXPENDITURE PROGRAMME 5.8</b>	<b>13,499,949</b>	<b>12,278,379</b>	<b>12,430,745</b>

**TABLE 2 : INCOME BY PROGRAMME AND SOURCE**

SUB-PROGRAMME	YEAR 2006	YEAR 2005	
		ESTIMATE	ESTIMATED INCOME
	€	€	€
5.1.9 Waste Disposal	45,742,010	44,018,948	43,243,026
5.2.9 Burial Grounds	4,000	4,000	4,000
5.3.9 Safety of Structures and Places	3,055,250	3,022,000	2,992,000
5.4.9 Fire Protection	59,413,437	55,271,930	55,523,415
5.5.9 Pollution Control	6,000	5,000	6,000
5.8.9 Administration and Miscellaneous	1,574,480	1,356,500	1,528,839
<b>TOTAL INCOME OF PROGRAMME GROUP 5</b>	<b>109,795,177</b>	<b>103,678,378</b>	<b>103,297,280</b>
		<u>ANALYSIS</u>	
<u>Government Grants :</u>			
5.9.3 Civil Defence (5.3.9)	623,000	595,000	595,000
Enforcement Grant (5.1.9)	982,000	750,000	982,000
Civic Amenity Grant (5.1.9)	500,000	800,000	800,000
<u>Goods and Services :</u>			
5.0.2 Charges - Waste Disposal :			
Waste Collection and Disposal (5.1.9)	12,000,000	12,000,000	11,431,579
Repayable Works (5.1.9)	1,260,717	1,079,155	1,169,129
CA Sites/ Bring Centres/ Bottle Banks (5.1.9)	600,000	600,000	600,000
CARRIED FORWARD :-	15,965,717	15,824,155	15,577,708

**TABLE 2 : INCOME BY PROGRAMME AND SOURCE**

SUB-PROGRAMME	YEAR 2006	YEAR 2005	
		ESTIMATE	ESTIMATED INCOME
	€	€	€
Brought Forward :-	15,965,717	15,824,155	15,577,708
<b>5.0.4 Burial Fees (5.2.9)</b>	<b>4,000</b>	<b>4,000</b>	<b>4,000</b>
<b>5.0.5 Ambulance Service (5.4.9)</b>	<b>8,554,000</b>	<b>8,485,000</b>	<b>8,446,000</b>
<b>5.0.7 Contributions to Superannuation (5.8.9)</b>	<b>1,140,000</b>	<b>985,000</b>	<b>1,090,000</b>
<b>Superannuation - Fire Brigade Staff (5.4.9)</b>	<b>3,695,000</b>	<b>3,298,000</b>	<b>3,515,000</b>
<b>5.0.8 Contribution by Other Authorities :</b>			
<b>Civil Defence (5.3.9)</b>	<b>107,000</b>	<b>102,000</b>	<b>102,000</b>
<b>Fire Services (5.4.9)</b>	<b>43,889,437</b>	<b>41,386,930</b>	<b>42,202,415</b>
<b>Pooled Tipping Costs (5.1.9)</b>	<b>5,792,897</b>	<b>5,539,000</b>	<b>5,353,922</b>
<b>Recoupments: Operation of dry recyclables plants (5.1.9)</b>	<b>1,116,000</b>	<b>1,453,000</b>	<b>916,000</b>
<b>Income Re: Port Tunnel (5.4.9)</b>	<b>1,600,000</b>	<b>0</b>	<b>0</b>
<b>5.0.9 Fire Safety Certificates (5.3.9)</b>	<b>2,300,000</b>	<b>2,300,000</b>	<b>2,270,000</b>
<b>5.0.0 Other Income :</b>			
<b>Income Re: Litter Fines (5.1.9)</b>	<b>600,000</b>	<b>600,000</b>	<b>600,000</b>
<b>Services of Fire Personnel (5.4.9)</b>	<b>1,675,000</b>	<b>2,102,000</b>	<b>1,360,000</b>
<b>Regulation of Waste (5.1.9)</b>	<b>600,000</b>	<b>447,793</b>	<b>600,000</b>
<b>Rents - Sale of Vehicles Etc. (5.1.9)</b>	<b>290,396</b>	<b>250,000</b>	<b>290,396</b>
<b>Environmental Enhancement Charge (5.1.9)</b>	<b>22,000,000</b>	<b>20,500,000</b>	<b>20,500,000</b>
<b>Miscellaneous (5.5.9)</b>	<b>6,000</b>	<b>5,000</b>	<b>6,000</b>
<b>Dangerous Buildings :</b>	<b>25,250</b>	<b>25,000</b>	<b>25,000</b>
<b>Sanitary Inspections (5.8.9)</b>	<b>12,500</b>	<b>14,000</b>	<b>12,000</b>
<b>Central Management Income (5.8.9)</b>	<b>421,980</b>	<b>357,500</b>	<b>426,839</b>
	<b>109,795,177</b>	<b>103,678,378</b>	<b>103,297,280</b>

**SUMMARY - PROGRAMME GROUP 5**  
**ENVIRONMENTAL PROTECTION**

SUB-PROGRAMME	YEAR 2006	YEAR 2005	
	€	€	€
<b><u>Expenditure :</u></b>			
Programme 5.1	99,682,485	95,154,594	96,238,672
5.2	54,050	67,900	52,900
5.3	2,386,092	2,226,200	2,290,537
5.4	97,630,000	92,074,000	92,981,000
5.5	1,587,600	1,414,540	1,437,340
5.8	13,499,949	12,278,379	12,430,745
Gross Estimated Expenditure	214,840,176	203,215,613	205,431,194
Deduct - Estimated Income	109,795,177	103,678,378	103,297,280
Total Net Estimated Expenditure	105,044,999	99,537,235	102,133,914
Estimated Balance at 31st December 2004		-780,621	
Balance per Balance Sheet at 31st December 2004			-550,872
		100,317,856	102,684,786
Estimated Balance at 31st December 2005	-2,366,930		
Amount to be raised by the Municipal Rate	107,411,929		

## **BUDGET 2006**

### **Programme Group 5 – Environmental Protection**

#### **5.1 Waste Disposal**

The city's waste management strategy is as follows:

- Prevention/minimisation of waste
- Encouragement and support for reuse of waste materials
- Recovery of waste for recycling
- The safe disposal of residual waste
- Implementation of the polluter pays principle

The main activities of Waste Management Services are as follows:

- Collection of waste for recycling or disposal
- Street cleaning, including implementation of Operation Cleanup
- Litter Warden Service
- Enforcement of waste management regulations
- Graffiti removal
- Removal of abandoned cars.

The main recycling operations are as follows:

- The Green Bin and Green Bag collection service for dry recyclable materials for households and schools
- 14 Recycling Centres/Bring Centres. More are planned.
- 100 Glass Banks. More are planned.
- Cardboard/dry recyclable materials collection from commercial customers.
- Schools recycling programme

An additional amount of €2.25m is provided in the Y2006 budget to focus on cleaning initiatives in the five electoral areas.

## **5.2 Burial Grounds**

Provision for maintenance of cemeteries.

## **5.3 Safety of Structures and Places**

Dublin City Council will secure and demolish dangerous buildings. A Lifeguard service is provided during the summer months.

Civil Defence provides, in each area of the city, well-trained and efficient teams to meet emergencies arising in the community and to carry out statutory obligations as laid down by the Department of Defence.

## **5.4 Fire Protection**

Dublin Fire Brigade serves Dublin City Council, Fingal County Council, South Dublin County Council and Dun Laoghaire-Rathdown County Council and provides the following services:

- Fire Brigade
- Emergency Ambulance Service
- Fire Prevention Services including;
  - Fire Certification (Building Control Act)
  - Fire Inspections, Safety, Licensing (Fire Services Act)
- Eastern Regional Control Centre
- Training Centre

In addition, the Brigade operates its own Workshop, Stores and Equipment Maintenance Department.

Fire Protection costs are shared between the four Dublin Local Authorities on the basis of commercial valuation, population and number of households.

During 2006 it is proposed to open a full time Fire Station in Swords which will replace the existing Retained Stations in Swords and Malahide.

Plans for a major redevelopment of the Fire Brigade Training Centre have been finalised and will proceed on a phased basis.

A new Fire Station in Balbriggan together with the extension to Tallaght Fire Station and the construction of a new purpose built workshop are planned for 2006.

A dedicated fire crew and specialist equipment will be located at North Strand Fire Station to be deployed exclusively for responding to incidents in Dublin Port Tunnel.

The Ambulance Service and the Eastern Regional Control Centre received accreditation under the ISO 9002 Quality Management System in December 2000 and have now attained accreditation under the upgraded 9001/2000 standard. The Brigade is now working towards achieving accreditation for its Fire Service.

Accreditation from PHECC (Pre Hospital Emergency Care Council) has been received for undertaking/provision of Emergency Medical Technician Training by Dublin Fire Brigade in partnership with RCSI(Royal College of Surgeons in Ireland).

### **5.5 Pollution Control/Atmospheric Pollution**

Dublin City Council monitors and controls Air and Noise Pollution and Water Pollution in accordance with EU Regulations.

# BUDGET 2006

## Programme Group 6 – Recreation & Amenity

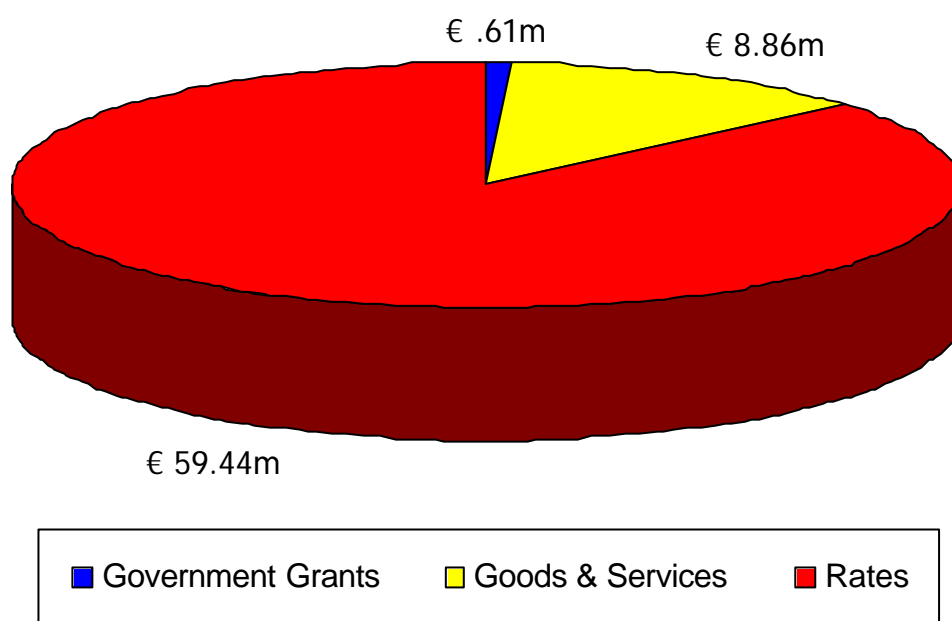
### Objective:

*To provide opportunities for better use of leisure by providing recreational facilities.*

### Key Indicators:

Total Programme Expenditure	€68,912,510
Area of Parkland (Hectares)	1400
Playing Pitches – G.A.A	66
Playing Pitches – Soccer	175
All Weather Pitches	27
Basketball Courts	14
Tennis Courts	174
Golf / Pitch & Putt Courses	6
Playgrounds	35
Number of Roadside Trees Planted (2005)	2,000
Number of Public Library Service Points (City) (2004)	41
Library Membership (Active Borrowers) (2004)	188,550
Number of Library Visits (2004)	3,208,598
Number of Items Loaned (2004)	3,268,884
Public Internet Access Sessions Availed of (2004)	201,414
Number of Swimming Pools	6
City Hall Exhibition Attendance (2005)	15,000

## Sources of Funding



# PROGRAMME GROUP 6

## RECREATION AND AMENITY

Table 1 : Expenditure by Programme & Sub-programme

PROGRAMME 6.1 SWIMMING POOLS			
SUB-PROGRAMME	YEAR 2006	YEAR 2005	
		ESTIMATE	ESTIMATED EXPENDITURE
	€	€	€
<b>6.1.1 Operation of Pools</b>	<b>3,843,800</b>	<b>3,451,300</b>	<b>3,648,100</b>
<b>6.1.3 Grants</b>	<b>40,000</b>	<b>40,000</b>	<b>40,000</b>
<b>6.1.4 Loan Charges</b>	<b>435,700</b>	<b>659,700</b>	<b>435,700</b>
<b>6.1.8 Miscellaneous :</b>			
Accident/Liability Claims	68,300	48,500	48,500
Administration	992,600	958,100	900,800
	<b>1,060,900</b>	<b>1,006,600</b>	<b>949,300</b>
<b>TOTAL EXPENDITURE PROGRAMME 6.1</b>	<b>5,380,400</b>	<b>5,157,600</b>	<b>5,073,100</b>

PROGRAMME 6.2 LIBRARIES			
SUB-PROGRAMME	YEAR 2006	YEAR 2005	
		ESTIMATE	ESTIMATED EXPENDITURE
	€	€	€
<b>6.2.1 Operation of Libraries</b>	16,367,630	15,453,400	15,165,597
<b>Archives</b>	267,076	280,193	280,193
	<b>16,634,706</b>	<b>15,733,593</b>	<b>15,445,790</b>
<b>6.2.2 Provision/Improvement</b>	<b>402,487</b>	<b>402,487</b>	<b>402,487</b>
<b>6.2.3 Purchase of Books etc.</b>	<b>1,962,662</b>	<b>1,808,840</b>	<b>1,972,466</b>
<b>6.2.4 Contribution to An Chomhairle Leabharlanna</b>	<b>144,047</b>	<b>140,000</b>	<b>144,047</b>
<b>6.2.8 Miscellaneous :</b>			
Insurance, etc	34,458	33,618	33,618
Accident/Liability Claims	148,736	78,779	78,779
Pensions & Gratuities	940,466	815,947	920,077
E.U. Joint Project	20,000	89,000	55,000
	<b>1,143,660</b>	<b>1,017,344</b>	<b>1,087,474</b>
<b>TOTAL EXPENDITURE PROGRAMME 6.2</b>	<b>20,287,562</b>	<b>19,102,264</b>	<b>19,052,264</b>

**PROGRAMME 6.3 PARKS, OPEN SPACES, RECREATION CENTRES ETC.**

SUB-PROGRAMME	YEAR 2006	YEAR 2005	
		ESTIMATE	ESTIMATED EXPENDITURE
	€	€	€
<b>6.3.1 Operation of Facilities</b>			
Planting & Maintenance of Roadside Trees	503,000	590,000	500,000
Maintenance of Parks and Open Spaces	13,440,250	12,747,300	12,477,700
Maintain Grass Margins	495,000	495,000	495,000
Repayable Works	473,900	360,000	424,500
Depots & General Charges	336,000	218,750	343,000
Mobile Warden	510,000	500,000	500,000
Plant & Equipment	765,000	760,000	760,000
General Expenses	2,292,000	2,300,000	2,193,000
	<b>18,815,150</b>	<b>17,971,050</b>	<b>17,693,200</b>
<b>6.3.2 Operation &amp; Management of Recreation Facilities</b>			
Recreational Development	4,896,209	3,226,800	3,910,664
Sports Halls	598,000	603,700	531,100
Events Co-Ordination	948,222	300,000	527,450
Accident/Liability Claims	230,000	250,000	50,000
Art Classes	33,000	27,300	27,300
	<b>6,705,431</b>	<b>4,407,800</b>	<b>5,046,514</b>
<b>6.3.3 Provision/Improvement of Facilities</b>			
Park Improvements	365,000	373,000	368,500
Urban Landscape Schemes	70,000	70,000	70,000
	<b>435,000</b>	<b>443,000</b>	<b>438,500</b>

**PROGRAMME 6.3  
PARKS, OPEN SPACES, RECREATION CENTRES ETC.(Contd)**

SUB-PROGRAMME	YEAR 2006	YEAR 2005	
		ESTIMATE	ESTIMATED EXPENDITURE
	€	€	€
<b>6.3.4 Community Recreational Grants</b>			
Grants	683,000	660,000	670,250
Healthy Cities	77,600	54,600	58,100
	<b>760,600</b>	<b>714,600</b>	<b>728,350</b>
<b>6.3.5 Loan Charges</b>	<b>222,800</b>	<b>442,800</b>	<b>442,800</b>
<b>6.3.6 Area Environmental Works</b>			
	265,000	265,000	265,000
	<b>265,000</b>	<b>265,000</b>	<b>265,000</b>
<b>6.3.8 Miscellaneous</b>			
Administration	4,911,062	4,578,660	4,696,240
Accident/Liability Claims	600,000	325,000	325,000
	<b>5,511,062</b>	<b>4,903,660</b>	<b>5,021,240</b>
<b>TOTAL EXPENDITURE PROGRAMME 6.3</b>	<b>32,715,043</b>	<b>29,147,910</b>	<b>29,635,604</b>

**PROGRAMME 6.4 OTHER RECREATIONAL AMENITY**

SUB-PROGRAMME	YEAR 2006	YEAR 2005	
		ESTIMATE	ESTIMATED EXPENDITURE
<b>6.4.1 Maintenance &amp; Operation of Art Gallery &amp; Museum</b>	€	€	€
Art Gallery	2,512,000	2,042,466	2,112,439
Museum	167,215	167,215	167,215
City Hall	887,274	795,651	808,376
	<b>3,566,489</b>	<b>3,005,332</b>	<b>3,088,030</b>
<b>6.4.3 Conservation &amp; Improvement of Other Amenities</b>			
Decoration of the City	264,600	182,000	254,000
Derelict Sites	304,700	364,300	267,300
	<b>569,300</b>	<b>546,300</b>	<b>521,300</b>
<b>6.4.4 Contributions under Arts Act 1973</b>	<b>1,640,250</b>	<b>1,272,504</b>	<b>1,116,085</b>
<b>6.4.8 Miscellaneous</b>			
Band Performances	51,250	50,000	50,000
	<b>51,250</b>	<b>50,000</b>	<b>50,000</b>
<b>TOTAL EXPENDITURE PROGRAMME 6.4</b>	<b>5,827,289</b>	<b>4,874,136</b>	<b>4,775,415</b>

**PROGRAMME 6.8 ADMINISTRATION AND MISCELLANEOUS**

SUB-PROGRAMME	YEAR 2006	YEAR 2005	
		ESTIMATE	ESTIMATED EXPENDITURE
<b>6.8.1 Direct Admin &amp; Overheads</b>	€	€	€
Area Based Services	1,178,957	1,088,916	1,100,520
<b>6.8.2 Central Management Charge</b>	<b>3,523,259</b>	<b>3,194,655</b>	<b>3,238,944</b>
<b>TOTAL EXPENDITURE PROGRAMME 6.8</b>	<b>4,702,216</b>	<b>4,283,571</b>	<b>4,339,464</b>



TABLE 2 : INCOME BY PROGRAMME AND SOURCE (Contd)

SUB-PROGRAMME	YEAR 2006	YEAR 2005	
		ESTIMATE	ESTIMATED INCOME
	€	€	€
Brought Forward :-	4,438,185	4,891,086	4,290,486
<b>Parks Repayable Works (Outside Party) (6.3.9)</b>	<b>473,500</b>	<b>360,000</b>	<b>423,500</b>
<b>Derelict Sites (6.4.9)</b>	<b>270,000</b>	<b>277,100</b>	<b>315,000</b>
<b>6.0.6 Leasing of Property : Sports Halls (6.3.9)</b>	<b>398,000</b>	<b>373,800</b>	<b>369,100</b>
<b>6.0.7 Contributions to Superannuation (6.8.9)</b>	<b>1,115,000</b>	<b>1,032,000</b>	<b>1,065,000</b>
<b>6.0.0 Other Income :</b>			
<b>Art Gallery (6.4.9)</b>	<b>350,500</b>	<b>247,130</b>	<b>79,432</b>
<b>Libraries - Miscellaneous (6.2.9)</b>	<b>81,700</b>	<b>81,700</b>	<b>81,700</b>
<b>Recreation Centres , etc. (6.3.9)</b>	<b>1,908,340</b>	<b>946,880</b>	<b>1,752,789</b>
<b>Band Performances (6.4.9)</b>	<b>0</b>	<b>4,000</b>	<b>2,500</b>
<b>City Hall (6.4.9)</b>	<b>146,799</b>	<b>80,160</b>	<b>142,201</b>
<b>Access Arts (6.4.9)</b>	<b>140,000</b>	<b>181,000</b>	<b>93,000</b>
<b>E.U. Grants (6.2.9)</b>	<b>20,000</b>	<b>89,000</b>	<b>55,500</b>
<b>Area Office Income (6.8.9)</b>	<b>0</b>	<b>0</b>	<b>10,000</b>
<b>Central Management Income (6.8.9)</b>	<b>129,840</b>	<b>110,000</b>	<b>131,335</b>
	<b>9,471,864</b>	<b>8,673,856</b>	<b>8,811,543</b>

**SUMMARY - PROGRAMME GROUP 6**  
**RECREATION AND AMENITY**

SUB-PROGRAMME	YEAR 2006	YEAR 2005	
	€	€	€
<b><u>Expenditure :</u></b>			
Programme 6.1	5,380,400	5,157,600	5,073,100
6.2	20,287,562	19,102,264	19,052,264
6.3	32,715,043	29,147,910	29,635,604
6.4	5,827,289	4,874,136	4,775,415
6.8	4,702,216	4,283,571	4,339,464
Gross Estimated Expenditure	68,912,510	62,565,481	62,875,847
Deduct - Estimated Income	9,471,864	8,673,856	8,811,543
Total Net Estimated Expenditure	59,440,646	53,891,625	54,064,304
Estimated Balance at 31st December 2004		225,805	
Balance per Balance Sheet at 31st December 2004			181,229
		53,665,820	53,883,075
Estimated Balance at 31st December 2005	-217,255		
Amount to be raised by the Municipal Rate	59,657,901		

## **BUDGET 2006**

### **Programme Group 6 – Recreation & Amenity**

#### **6.1 SWIMMING POOLS**

Markievicz Leisure Centre has consolidated its position in the leisure market in the city centre.

Finglas Leisure Centre is complimented by both indoor and outdoor leisure facilities. The centre is a major focus point in the Finglas area for sport and leisure activity. It is continually expanding its customer base and is showing excellent prospects as a major community asset.

The new Ballymun Leisure Centre opened in July 2005. Facilities at the Centre include swimming pool, childrens leisure pool, gymnasium, spinning room and aerobics studio.

Construction commenced on the Ballyfermot Leisure Centre in November 2004. This centre is scheduled for opening in 2006.

Plans for a new leisure centre to replace the Rathmines Swimming Pool are at an advanced stage. It is expected that construction work will commence in Autumn 2006

#### **6.2 LIBRARIES AND CULTURAL SERVICES**

Expenditure includes provision for the public lecture, promotion, residency and exhibition programmes together with services supporting life long learning, the information society and social inclusion objectives.

##### **Reader Development**

2006 will see the expansion of collections, to include expansion of access to business databases at selected libraries. An exciting new initiative in the area of talking books will be announced in 2006.

Particular attention will be paid to collections, which reflect and provide for the diverse communities, which now constitute the citizens of present day Dublin. Irish language and literature collections and services will receive special attention during 2006.

Collections will continue to focus on varying levels of reading and educational ability and experience, in hard copy, visual and audio formats.

Reader development programmes including Readers Days and other interactive opportunities will be scheduled during 2006. These support general library users and the network of readers groups based in Libraries throughout the city, 50 by the end of 2005.

Readers groups for children have also been established at 11 branch libraries. A repeat of the 1<sup>st</sup> Readers Day for Children held in October 2005 will form part of a pro-active and dynamic focus on children with a special Reading Tree programme for summer 2006.

Work has advanced on the preparation of a submission in 2006 to UNESCO for the inclusion of Dublin in the Creative Cities Network, as a designated "City of Literature".

### **Online services**

Provision is made for the further development and expansion of Virtual library services. In 2006, online reservation and registration services will be prioritised with work continuing on improvements to web content, database creation and digitisation.

In 2006, Dublin City Libraries will take part in a National Inter-Library Loans Online initiative, which allows readers to request loans online from libraries throughout the country see [www.borrowbooks.ie](http://www.borrowbooks.ie)

The provision of free public Internet access at all branch libraries has been extended and supported as a measure of social inclusion through a client focused city-wide internet residency programme, *Websmart*. This programme will be re-energised and delivered to a target of 1000 clients during 2006. Submissions for partner national funding have been made.

An outreach programme of Internet taster and learning modules will be delivered via a specially equipped Mobile Learning Centre.

Provision is made in 2006 for dedicated E-Gov access at libraries citywide to augment current internet provision, building on learning gained from E-Gov project.\* See E-Gov Project.

A programme of upgrade to computer based Language Learning facilities will be implemented at the Central library in 2006.

### **Access for All**

The libraries Access Working Group continues to address areas of service provision, removing barriers to service uptake and creating welcoming, accessible and affirming environments.

In 2005, A Staff Awareness Handbook, *Access with Attitude* was produced and distributed to all staff. This handbook was informed by feedback from 300 library staff that participated in a Disability Awareness training programme.

Loop systems, have been installed citywide. Optical scanners, with sophisticated software have been provided to 5 libraries. In 2006 a further roll out with associated staff training and client engagement will take place to 10 more branches. Work will also continue on a programme for the provision of public toilets. In 2005, installations were completed at Ballymun, Ballyfermot, Raheny and Walkinstown libraries.

Dublin City Libraries has also applied for inclusion in the Excellence to Accessibility Award programme launched in late 2005 by the National Disability Authority.

## **History and Heritage**

Provision is made for “Memory Dublin” programmes such as the Nelson's Pillar oral history project commenced in 2005. 2006 will also see work continuing on the production of a database of commemorative plaques.

A programme of lectures, publications, seminars, workshops exhibitions and readings is in place for 2006. This programme will be supported by the addition of a historian in residence. The development of Heritage services and digitised content will also be progressed in association with other key partners.

In 2006 a programme of publication and celebration to mark the 90th anniversary of 1916 will be delivered, with clustering of events during April 2006.

Examples from programme include:

- Publication: Where's Where in Dublin 1913-1923: a gazetteer of historic addresses, by Joseph E.A. Connell.
- Exhibition: Topic: Dublin in 1916.
- Special Lecture: The Brothers Pearse - a Re-assessment.
- City Hall Lecture Series: City Hall & the 1916 Rising. Three lectures focusing on the City Hall Garrison & its members, including Sean Connolly, Helena Molony, Dr. Kathleen Lynn and one lecture focusing on Dublin City Council and the 1916 Rising, particularly Éamonn Ceannt who worked for City Treasurer's Department, and was based in Rates Building, Castle Street. (Tuesdays in April 2006).

Provision is included for the City Archive conservation and listing programme. 2006 will see the continuation of a co-operative venture in association with partners in Wales and Waterford part funded under the Interreg programme ERDF –Celtic Tri project. The work of the Genealogist-in-Residence, funded by the European Union under the INTERREG IIIA Programme will continue. This programme will also supervise the completion of the digitisation of Dublin City Electoral Rolls for the period 1937-1960, a programme that commenced in 2005. The resultant product will be a searchable database, a great source and asset for genealogical enquiries.

Recoupable agency services are carried out for the Dept. of Justice and Primary Schools.

**National and EU research projects** such as:

Irish Public Libraries Research Programme

A) Report from Public Libraries and Cultural Diversity project, Nov. 2005 will inform strategy for delivery of services to new citizens.

B)



The Value of Public Libraries in the Delivery of E-Government Services  
Partners: Dublin City Public Libraries and Longford County Libraries.

This project demonstrates how public libraries can provide value in the delivery of online public services to the public. It focuses on the use and exploitation of public library Internet PCs, together with development of guides and training. The research phase of this project is now completed.

Pilot services commenced in 2005, will conclude in 2006. These will be delivered and evaluated in selected branches in Dublin and Longford. Dublin branches are: Ballyfermot, Cabra, Pearse Street and Central Library. Final report detailing overall findings and recommendations will be published in early 2006.

C) LifeSteps: An initiative of Irish Public Libraries managed by An Chomhairle Leabharlanna and funded by the Dept. of the Environment, Heritage and Local Government through the Information Society Fund. This project focuses on development of printed guides to using Internet sources for life events. In 2005, 17 guides were produced. Dublin City Libraries has provided 3 of these guides, Buying a House, Starting a Business, Affordable Housing and in 2006 will promote and disseminate use of all 17 guides. See [www.lifesteps.ie](http://www.lifesteps.ie)

## **6.3 PARKS, OPEN SPACES, RECREATION CENTRES ETC**

### **PROJECT PLANS FOR 2006:**

- New / Improved playgrounds at:  
Ellenfield Park, Whitehall  
Ringsend Park, Ringsend  
John Paul II Park, Cabra
- Le Fanu Park – commence upgrading works.
- Extend Par 3 course at St. Anne's to 18 holes on former Greenwaste site.
- Install Anna Livia sculpture in Croppies Memorial Park.
- Upgrade Markievicz Park.
- Commence restoration works at St. Anne's Park as per consultants report.
- General improvement works at Eaton Square, Ranelagh Gardens, Walkinstown Park, Darndale Park and Cherry Orchard Park.
- Painting of railings and path resurfacing in Parks citywide.

### **6.3.2 OPERATION & MANAGEMENT OF RECREATION FACILITIES**

A new leisure centre at Irishtown Stadium opened in June 2005. Facilities include athletics track, gymnasium aerobics studio, football pitch and 5 a side all weather pitches.

Continuing operation and development of recreation facilities with emphasis on development of Youth, Play and Sport.

Because of the substantial progress that has been made on upgrading some of the public spaces in the city viz. Smithfield, the Boardwalk, Wolfe Tone Square, the Campshires, O'Connell Street Plaza, a successful programme of events were held in 2005. To further develop and increase this programme, it is considered appropriate to provide for additional funding towards the cost of promoting and facilitating these events in the city for 2006.

## **6.4.1 MAINTENANCE AND OPERATION OF CITY HALL, ART GALLERY AND MUSEUM**

### **City Hall Exhibition**

Provision has also been made for the following:

- To continue to promote the exhibition "Dublin's City Hall - The Story of the Capital" and to ensure the building and the exhibition are seen by a greater number of tourists and Dubliners.
- To pursue the provision of appropriate external signage to ensure the passing public can identify the building and be made aware of the exhibition.
- To promote the Rotunda at City Hall as a prime city centre location for hire by organisers of corporate and cultural events.

### **Hugh Lane Gallery**

- The gallery is undergoing a major expansion programme. Building work commenced in June 2004 and will be completed in November 2005. To facilitate the initial building work the gallery closed to the public, reopened in March 2005 and closed again in October 2005. The new extension is due to open in March 2006 and will provide an additional space of 2,000 sq. meters. This new space will facilitate a more substantial exhibition of the permanent collection as well as providing specially designed galleries for our temporary exhibition programmes. A larger bookshop will be the link between the 18th century front hall of Charlemont House and the new extension. An informal café/restaurant with views overlooking an internal courtyard garden is planned for the basement area. The extended gallery will feature a specifically designed Sean Scully room to house the recent donation of 8 paintings by the artist to the city.

#### **Gallery schedule 2006:**

- Fit out of the new Gallery extension.
- Hanging of permanent collection.
- Official opening of the Gallery extension March 2006.
- Display of the full 39 Lane bequest paintings in the Gallery.
- Opening of the Sean Scully room.
- Launch of Patrick Ireland exhibition and at least two other major exhibitions during 2006.
- Publication of guide to permanent collection March 2006.
- Maximise the potential of the new children's area /educational resource room and lecture theatre through the ongoing development of innovative and enjoyable programmes.
- Publication of a guide and activity book for families.

- To establish sustainable artistic hubs in economically disadvantaged areas through the education /outreach programme.
- Marketing/publicity campaign to promote re-opening of the Gallery and generate awareness and enthusiasm for the gallery's programme of events in 2006.

### **6.4.3 Derelict Sites**

Staff salaries and cost of cleaning up / fencing off sites.

Successful enforcement procedures have had effective and visible results.

# BUDGET 2006

## Programme Group 7 – Education, Health & Welfare

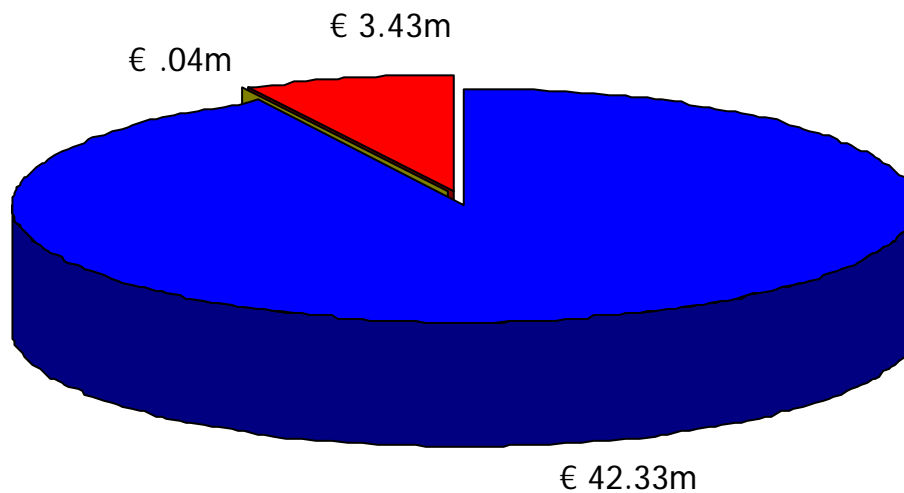
### Objective:

*To provide a variety of educational and social services which the City Council has a statutory obligation to meet.*

### Key Indicators:

Total Programme Expenditure	€45,805,735
Children in School Meals Scheme	27,000
Number of Higher Education Grants (2004 – 2005)	2,448

## Sources of Funding



■ Government Grants    ■ Goods & Services    ■ Rates

# PROGRAMME GROUP 7 EDUCATION, HEALTH & WELFARE

*Table 1 : Expenditure by Programme & Sub-programme*

<b>PROGRAMME 7.2 EDUCATION</b>			
SUB-PROGRAMME	YEAR 2006	YEAR 2005	
		ESTIMATE	ESTIMATED EXPENDITURE
	€	€	€
7.2.1 Contribution to City of Dublin Vocational Education Committee	463,000	441,000	441,000
7.2.2 Superannuation - V.E.C.	26,040,000	20,901,000	24,085,000
7.2.3 Higher Education Grants	15,500,000	14,000,000	14,000,000
7.2.4 School Attendance	193,450	211,000	211,000
7.2.5 School Meals :			
Meals	1,700,000	1,665,400	1,421,200
Salaries, Payments to Schools & Miscellaneous	279,220	241,263	261,672
	<b>1,979,220</b>	<b>1,906,663</b>	<b>1,682,872</b>
7.2.6 Residential Homes and Special Schools	189,000	180,000	180,000
7.2.8 Direct Admin. & Overheads	287,100	289,350	264,100
<b>TOTAL EXPENDITURE PROGRAMME 7.2</b>	<b>44,651,770</b>	<b>37,929,013</b>	<b>40,863,972</b>

**PROGRAMME 7.3 HEALTH AND WELFARE**

SUB-PROGRAMME	YEAR 2006	YEAR 2005	
		ESTIMATE	ESTIMATED EXPENDITURE
	€	€	€
<b>7.3.8 Miscellaneous :</b> Meals under Social Welfare Consolidation Act, 1981	200,000	193,000	193,000
	<b>200,000</b>	<b>193,000</b>	<b>193,000</b>
<b>TOTAL EXPENDITURE PROGRAMME 7.3</b>	<b>200,000</b>	<b>193,000</b>	<b>193,000</b>

**PROGRAMME 7.8 ADMINISTRATION AND MISCELLANEOUS**

SUB-PROGRAMME	YEAR 2006	YEAR 2005	
		ESTIMATE	ESTIMATED EXPENDITURE
	€	€	€
<b>7.8.1 Direct Admin &amp; Overheads</b>	<b>73,150</b>	<b>43,000</b>	<b>43,000</b>
<b>7.8.2 Central Management Charge</b>	<b>880,815</b>	<b>798,664</b>	<b>809,736</b>
<b>TOTAL EXPENDITURE PROGRAMME 7.8</b>	<b>953,965</b>	<b>841,664</b>	<b>852,736</b>



**SUMMARY - PROGRAMME GROUP 7**  
**EDUCATION, HEALTH AND WELFARE**

SUB-PROGRAMME	YEAR 2006	YEAR 2005	
	€	€	€
<b><u>Expenditure :</u></b>			
Programme 7.2	<b>44,651,770</b>	<b>37,929,013</b>	<b>40,863,972</b>
7.3	<b>200,000</b>	<b>193,000</b>	<b>193,000</b>
7.8	<b>953,965</b>	<b>841,664</b>	<b>852,736</b>
Gross Estimated Expenditure	45,805,735	38,963,677	41,909,708
Deduct - Estimated Income	42,376,512	35,763,552	38,782,886
Total Net Estimated Expenditure	3,429,223	3,200,125	3,126,822
Estimated Balance at 31st December 2004		240,913	
Balance per Balance Sheet at 31st December 2004			285,150
		<b>2,959,212</b>	<b>2,841,672</b>
Estimated Balance at 31st December 2005	117,540		
Amount to be raised by the Municipal Rate	<b>3,311,683</b>		

## **BUDGET 2006**

### **Programme Group 7 – Education, Health & Welfare**

#### **7.2.1 CONTRIBUTION TO CITY OF DUBLIN VOCATIONAL EDUCATION COMMITTEE**

This is a statutory contribution.

#### **7.2.2 SUPERANNUATION - V.E.C.**

This expenditure relates to pensions and gratuities costs of former V.E.C. and D.I.T. staff. It is fully recoupable from the Department of Education.

#### **7.2.3 HIGHER EDUCATION GRANTS**

Expenditure is recouped by the Department of Education.

#### **7.2.4 SCHOOL ATTENDANCE**

This expenditure relates to the pension costs of retired School Attendance Officers.

#### **7.2.5 SCHOOL MEALS**

The Dublin City Council's School Meals Scheme operated in 190 National Schools in the Dublin area in the year 2005. It catered for approximately 27,000 pupils daily. The total cost of the schools meals scheme in 2005 is 50% recoupable from the Department of Social and Family Affairs. Dublin City Council funds the administration costs in full.

## BUDGET 2006

### Programme Group 8 – Miscellaneous Services

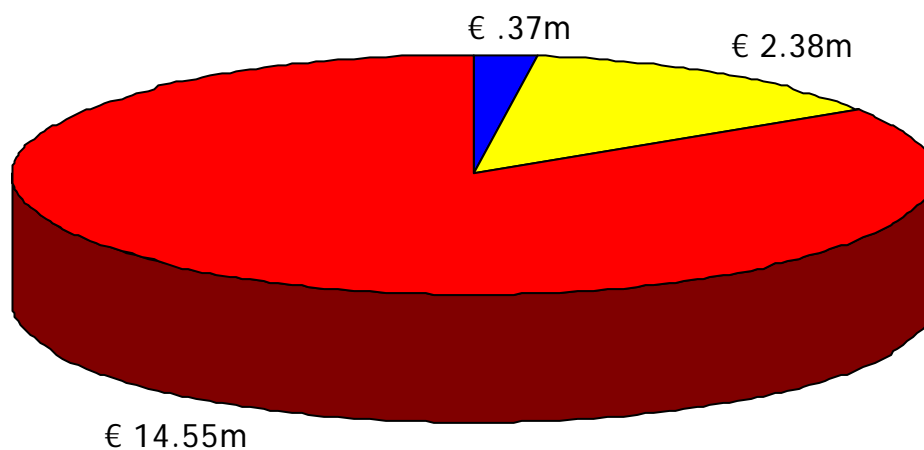
#### Objective:

*To conduct the operations of the City Council which are of a trading or commercial nature and to provide such other services required or authorised by law.*

#### Key Indicators:

Total Programme Expenditure	€17,298,077
General Annual Rate on Valuation	€57.31
Rates Accrued (2004)	€22,440,223
Population in City (2002)	495,781
Total Number on Register of Electors	348,755
Revenue of Street Trading Licences (2005)	€280,000
Dog Licences Issued	6,747
Number of Coroners Inquests (2004)	413

### Sources of Funding



■ Government Grants    ■ Goods & Services    ■ Rates

## PROGRAMME GROUP 8 MISCELLANEOUS SERVICES

*Table 1 : Expenditure by Programme & Sub-programme*

<b>PROGRAMME 8.2 PLANT AND MATERIALS</b>			
SUB-PROGRAMME	YEAR 2006	YEAR 2005	
		ESTIMATE	ESTIMATED EXPENDITURE
	€	€	€
8.2.8 Administration / Miscellaneous	2,389,000	1,950,000	2,299,000
<b>TOTAL EXPENDITURE PROGRAMME 8.2</b>	<b>2,389,000</b>	<b>1,950,000</b>	<b>2,299,000</b>
LESS INCOME PROGRAMME 8.2.9	2,389,000	1,950,000	2,299,000
<b>NET EXPENDITURE PROGRAMME 8.2</b>	<b>0</b>	<b>0</b>	<b>0</b>

<b>PROGRAMME 8.3 FINANCIAL MANAGEMENT</b>			
SUB-PROGRAMME	YEAR 2006	YEAR 2005	
		ESTIMATE	ESTIMATED EXPENDITURE
	€	€	€
8.3.1 Rate Collection	4,515,870	4,348,000	4,328,850
8.3.4 Overdraft Interest	1,060,000	1,060,000	660,000
8.3.5 Bank Charges	420,000	420,000	420,000
<b>TOTAL EXPENDITURE PROGRAMME 8.3</b>	<b>5,995,870</b>	<b>5,828,000</b>	<b>5,408,850</b>

**PROGRAMME 8.4 ELECTIONS**

SUB-PROGRAMME	YEAR 2006	YEAR 2005	
		ESTIMATE	ESTIMATED EXPENDITURE
	€	€	€
8.4.1 Register of Electors	1,179,500	1,020,785	909,778
8.4.8 Local Elections - Equipment	150,000	115,000	115,000
<b>TOTAL EXPENDITURE PROGRAMME 8.4</b>	<b>1,329,500</b>	<b>1,135,785</b>	<b>1,024,778</b>

**PROGRAMME 8.5  
ADMINISTRATION OF JUSTICE AND CONSUMER PROTECTION**

SUB-PROGRAMME	YEAR 2006	YEAR 2005	
		ESTIMATE	ESTIMATED EXPENDITURE
	€	€	€
8.5.1 Courthouses	190,000	181,300	181,300
8.5.2 Coroners and Inquests	2,382,100	2,268,600	2,268,600
8.5.3 Weights & Measures-Operation	96,000	91,500	91,500
8.5.5 Veterinary Services	784,270	678,635	761,650
8.5.7 Control of Horses Dog Warden Service	313,730	288,214	266,332
	402,592	400,505	393,087
	716,322	688,719	659,419
<b>TOTAL EXPENDITURE PROGRAMME 8.5</b>	<b>4,168,692</b>	<b>3,908,754</b>	<b>3,962,469</b>

**PROGRAMME 8.6 PROPERTY DAMAGE**

SUB-PROGRAMME	YEAR 2006	YEAR 2005	
		ESTIMATE	ESTIMATED EXPENDITURE
	€	€	€
8.6.2 Malicious Damage	76,000	76,000	76,000
8.6.8 Cost of Processing Claims	6,300	6,000	6,000
<b>TOTAL EXPENDITURE PROGRAMME 8.6</b>	<b>82,300</b>	<b>82,000</b>	<b>82,000</b>

**PROGRAMME 8.7 MARKETS AND ABATTOIR**

SUB-PROGRAMME	YEAR 2006	YEAR 2005	
		ESTIMATE	ESTIMATED EXPENDITURE
	€	€	€
8.7.1 Operation of Markets	1,098,000	1,102,500	1,288,000
8.7.3 Regulation of Street Trading	257,800	236,000	238,100
8.7.4 Operation of Abattoir	6,500	12,000	6,210
<b>TOTAL EXPENDITURE PROGRAMME 8.7</b>	<b>1,362,300</b>	<b>1,350,500</b>	<b>1,532,310</b>

**PROGRAMME 8.8 ADMINISTRATION AND MISCELLANEOUS**

SUB-PROGRAMME	YEAR 2006	YEAR 2005	
		ESTIMATE	ESTIMATED EXPENDITURE
	€	€	€
<b>8.8.2 Central Management Charge</b>	<b>880,815</b>	<b>798,664</b>	<b>809,736</b>
<b>8.8.4 Management of Corporate &amp; Other Estate</b>			
Mansion House	648,200	564,832	587,200
City Estate	312,000	311,750	273,500
City Hall	279,600	243,800	242,000
	<b>1,239,800</b>	<b>1,120,382</b>	<b>1,102,700</b>
<b>8.8.8 Miscellaneous :</b>			
Includes Demand re Added Areas	204,750	195,000	195,000
	<b>204,750</b>	<b>195,000</b>	<b>195,000</b>
<b>TOTAL EXPENDITURE PROGRAMME 8.8</b>	<b>2,325,365</b>	<b>2,114,046</b>	<b>2,107,436</b>

**PROGRAMME 8.9 LORD MAYOR & DEPUTY LORD MAYOR'S ALLOWANCE**

	€	€	€
<b>8.9.1 Lord Mayor &amp; Deputy Lord Mayor's Allowance</b>	<b>68,000</b>	<b>67,000</b>	<b>67,000</b>

**PROGRAMME 8.10 LORD MAYOR'S ENTERTAINMENT & TRAVEL ALLOWANCE  
ETC.**

	€	€	€
<b>8.10.1 Expenses/Travel Allowance</b>	<b>361,100</b>	<b>327,000</b>	<b>352,000</b>

**PROGRAMME 8.11 EXPENSES OF MEMBERS OF LOCAL AUTHORITY  
& REPRESENTATION AT CONFERENCES**

SUB-PROGRAMME	YEAR 2006	YEAR 2005	
		ESTIMATE	ESTIMATED EXPENDITURE
8.11.1 Members Annual Allowance	€ 430,000	€ 420,000	€ 420,000
8.11.2 Members Irish Conferences	59,115	59,115	59,115
8.11.3 Other Expenses of Members	997,500	910,610	935,985
<b>TOTAL EXPENDITURE PROGRAMME 8.11</b>	<b>1,486,615</b>	<b>1,389,725</b>	<b>1,415,100</b>

**PROGRAMME 8.12 EXPENSES OF MEMBERS ATTENDING  
CONFERENCES ABROAD**

8.12.1 Expenses of Members Attending Conferences Abroad	€ 118,335	€ 118,335	€ 118,335
--	--------------	--------------	--------------

**TABLE 2 : INCOME BY PROGRAMME AND SOURCE**

SUB-PROGRAMME	YEAR 2006	YEAR 2005	
		ESTIMATE	ESTIMATED INCOME
8.3.9 Financial Management	€ 77,500	€ 78,500	€ 177,000
8.4.9 Elections	21,000	20,000	19,420
8.5.9 Administration of Justice & Consumer Protection	814,300	763,000	782,600
8.6.9 Property Damage	70,000	70,000	70,000
8.7.9 Markets, Fairs & Abattoir	1,070,000	966,000	1,052,000
8.8.9 Administration & Miscellaneous	696,160	699,500	676,534
<b>TOTAL INCOME OF PROGRAMME GROUP 8</b>	<b>2,748,960</b>	<b>2,597,000</b>	<b>2,777,554</b>
		<u>ANALYSIS</u>	
<u>Government Grants :</u>			
8.9.2 Property Damage (8.6.9)	70,000	70,000	70,000
8.9.5 Control Of Horses (8.5.9)	299,300	297,700	286,300
<u>Goods and Services :</u>			
8.9.0 Investment Earnings (8.3.9)	1,000	1,000	101,000
8.0.1 Market Charges & Street Trading (8.7.9)	1,070,000	966,000	1,052,000
8.0.2 Veterinary Charges (8.5.9)	250,000	200,000	240,000
CARRIED FORWARD :-	1,690,300	1,534,700	1,749,300

**TABLE 2 : INCOME BY PROGRAMME AND SOURCE (Contd)**

SUB-PROGRAMME	YEAR 2006	YEAR 2005	
		ESTIMATE	ESTIMATED INCOME
Brought Forward :-	€ 1,690,300	€ 1,534,700	€ 1,749,300
<b>8.0.3 Corporate Estate - City Estate, Standard Rental (8.8.9)</b>	<b>325,000</b>	<b>320,000</b>	<b>325,000</b>
<b>8.0.4 Dog Control (8.5.9)</b>	<b>75,000</b>	<b>84,000</b>	<b>75,000</b>
<b>8.0.7 Contribution to Superannuation (8.8.9)</b>	<b>338,000</b>	<b>352,000</b>	<b>318,000</b>
<b>8.0.8 Contributions from Court Service: Maintenance of Green St Courthouse (8.5.9)</b>	<b>190,000</b>	<b>181,300</b>	<b>181,300</b>
<b>8.0.0 Other Income :</b>			
<b>Valuation Fees (8.3.9)</b>	<b>1,500</b>	<b>2,500</b>	<b>1,000</b>
<b>Law Costs (8.3.9)</b>	<b>75,000</b>	<b>75,000</b>	<b>75,000</b>
<b>Sale of Electoral Registers (8.4.9)</b>	<b>1,500</b>	<b>2,000</b>	<b>1,541</b>
<b>Advertising Income (8.4.9)</b>	<b>19,500</b>	<b>18,000</b>	<b>17,879</b>
<b>Morgue Income (8.8.9)</b>	<b>700</b>	<b>0</b>	<b>700</b>
<b>Central Management Income (8.8.9)</b>	<b>32,460</b>	<b>27,500</b>	<b>32,834</b>
	<b>2,748,960</b>	<b>2,597,000</b>	<b>2,777,554</b>

**SUMMARY - PROGRAMME GROUP 8**  
**MISCELLANEOUS SERVICES**

SUB-PROGRAMME	YEAR 2006	YEAR 2005	
	€	€	€
<b><u>Expenditure :</u></b>			
Programme 8.3	5,995,870	5,828,000	5,408,850
8.4	1,329,500	1,135,785	1,024,778
8.5	4,168,692	3,908,754	3,962,469
8.6	82,300	82,000	82,000
8.7	1,362,300	1,350,500	1,532,310
8.8	2,325,365	2,114,046	2,107,436
8.9	68,000	67,000	67,000
8.10	361,100	327,000	352,000
8.11	1,486,615	1,389,725	1,415,100
8.12	118,335	118,335	118,335
Gross Estimated Expenditure	17,298,077	16,321,145	16,070,278
Deduct - Estimated Income	2,748,960	2,597,000	2,777,554
Total Net Estimated Expenditure	14,549,117	13,724,145	13,292,724
Estimated Balance at 31st December 2004		-478,338	
Balance per Balance Sheet at 31st December 2004			-1,385,337
		14,202,483	14,678,061
Estimated Balance at 31st December 2005	-475,578		
Amount to be raised by the Municipal Rate	15,024,695		

## **BUDGET 2006**

### **Programme Group 8 – Miscellaneous Services**

#### **8.2 PLANT AND MATERIALS**

The Corporate Fleet Management Unit ensures that efficient and cost effective fleet management arrangements are in place, which satisfy the operational requirements of Dublin City Council. The unit develops policies and procedures in relation to the vehicle fleet and reports on performance of the fleet to management and local users.

The Corporate Fleet Management Unit provides advice on fleet issues.

#### **8.4 ELECTIONS**

Cost of maintaining Register of Electors and running local elections.

#### **8.5 ADMINISTRATION OF JUSTICE AND CONSUMER PROTECTION**

Includes the operational cost of Green St. Courthouse, City Morgue and the Veterinary Section.

Cost of issuing licenses to supply milk and dairy produce.

#### **8.7 MARKETS AND ABATTOIR**

Operating costs of:

- Wholesale Food Market

Operation of street trading regulations.

Pensions for retired Abattoir staff.

#### **8.8 ADMINISTRATION AND MISCELLANEOUS**

Mansion House costs refers to Private rooms.

City Estate covers management of same, collection of ground and other rents and maintenance.

Cost of compensation re. various boundary changes.

## **8.10 ENTERTAINMENT AND ASSOCIATED EXPENSES**

Lord Mayor's entertainment and travel expenses.  
Contribution to the Dublin Convention Bureau.

## **CENTRAL MANAGEMENT**

Expenses of Departments which serve the City Council as a whole:

- City Managers
- Corporate Services
- Finance
- Information Systems
- Human Resources
- Law Department

Cost of running Civic Offices.  
Certain Statutory demands are also included.

**APPENDIX 1**  
**CENTRAL MANAGEMENT CHARGE**

EXPENDITURE ITEM	YEAR 2006	YEAR 2005	
		ESTIMATE	ESTIMATED EXPENDITURE
	€	€	€
1. Remuneration of Officers	26,062,717	22,496,664	22,531,192
2. Remuneration of Employees	3,312,177	3,345,830	3,240,964
3. Office Accommodation & Requisites	7,259,398	6,220,056	6,689,720
4. Computer Services	2,564,853	2,351,884	2,884,246
5. Legal Expenses	228,690	153,706	212,618
6. Insurance	104,968	103,000	78,000
7. Membership Subscription	97,661	84,279	85,984
8. Local Government Audit	231,000	220,000	220,000
9. Local Government Management Services Board	678,000	620,100	620,000
10. Staff Training	1,319,976	952,475	989,531
11. Local Government Computer Services Board	277,200	264,000	262,000
12. Other Expenses	1,904,102	3,121,192	2,672,546
<b><u>TOTAL EXPENDITURE - CENTRAL MANAGEMENT</u></b>	<b>44,040,742</b>	<b>39,933,186</b>	<b>40,486,801</b>
<u>Apportionment of Expenditure :</u>			
To Programme Group 1	10,569,778	9,583,965	9,716,832
2	8,808,148	7,986,637	8,097,360
3	5,725,296	5,191,314	5,263,284
4	2,202,037	1,996,659	2,024,340
5	11,450,594	10,382,628	10,526,569
6	3,523,259	3,194,655	3,238,944
7	880,815	798,664	809,736
8	880,815	798,664	809,736
	<b>44,040,742</b>	<b>39,933,186</b>	<b>40,486,801</b>

## CENTRAL MANAGEMENT INCOME

INCOME ITEM	YEAR 2006	YEAR 2005	
		ESTIMATE	ESTIMATED INCOME
	€	€	€
13. <b>Miscellaneous Fees &amp; Recoupable Costs</b>	423,000	288,000	506,688
14. <b>Recoupment - Cost of Management</b>	140,000	130,000	130,000
15. <b>Superannuation Contributions</b>	1,060,000	957,000	1,005,000
<b>TOTAL INCOME - CENTRAL MANAGEMENT</b>	<b>1,623,000</b>	<b>1,375,000</b>	<b>1,641,688</b>
<u>Apportionment of Income :</u>			
To Programme Group 1	389,520	330,000	394,005
2	324,600	275,000	328,338
3	210,990	178,750	213,419
4	81,150	68,750	82,084
5	421,980	357,500	426,839
6	129,840	110,000	131,335
7	32,460	27,500	32,834
8	32,460	27,500	32,834
	<b>1,623,000</b>	<b>1,375,000</b>	<b>1,641,688</b>