


Irish Language Usage and Attitudes



Comhairle Cathrach
Bhaile Átha Cliath
Dublin City Council



Irish Language Usage and Attitudes

Summary Results

Report Date: 11/03/2022

Survey Fieldwork: February 2022

Report by:



Delve Research
Survey Research & Analysis

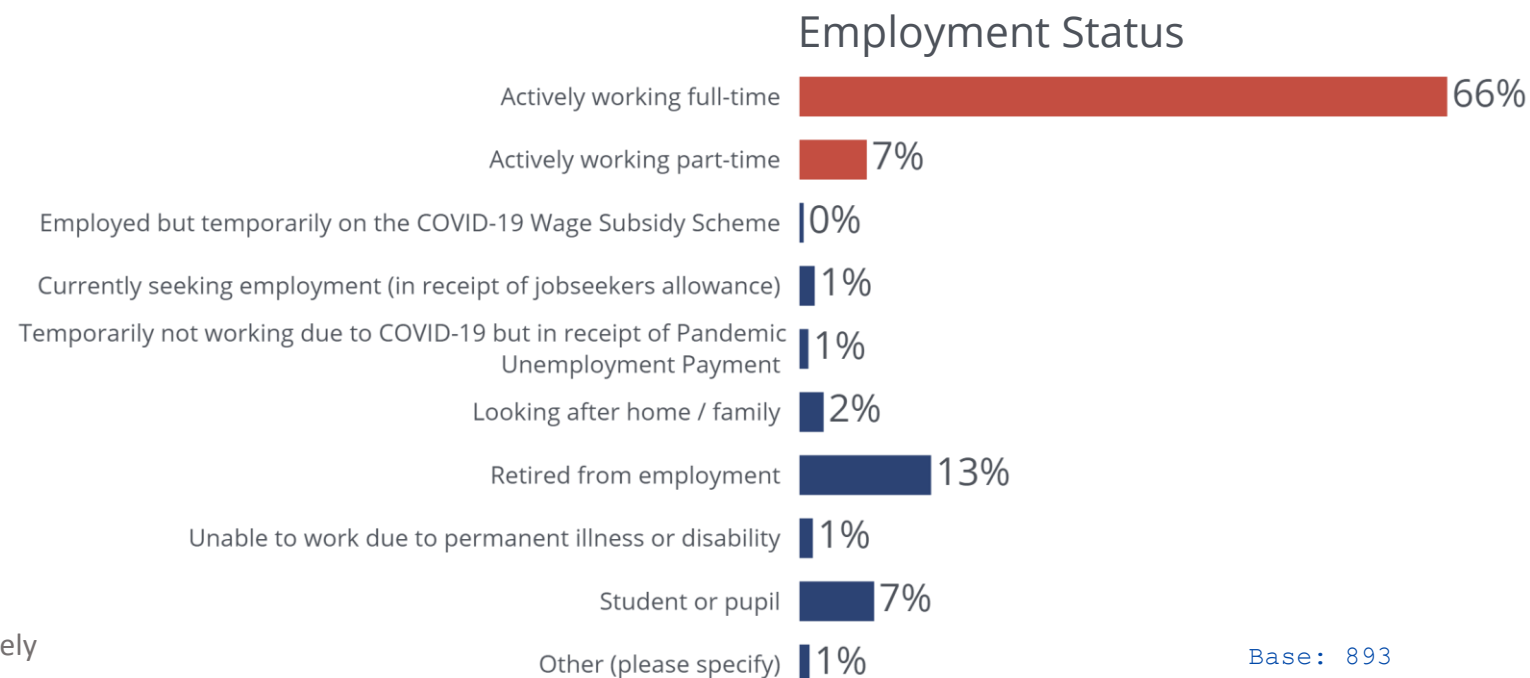
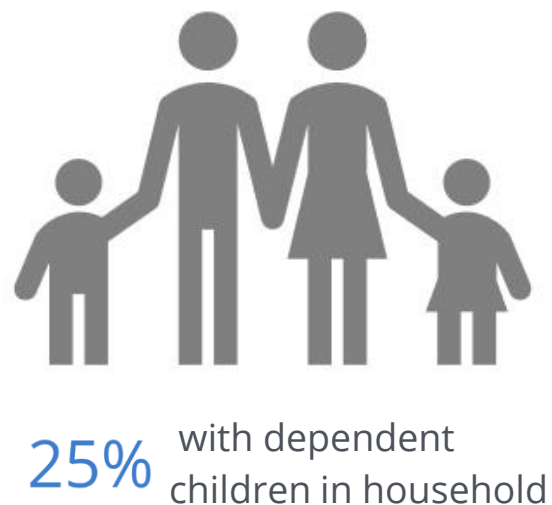
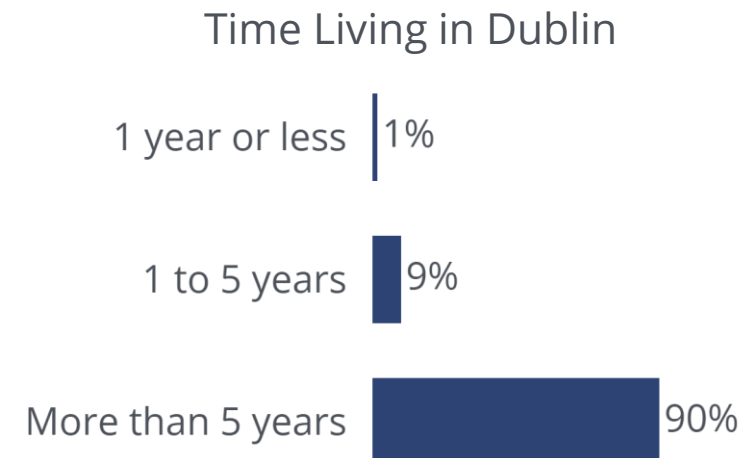
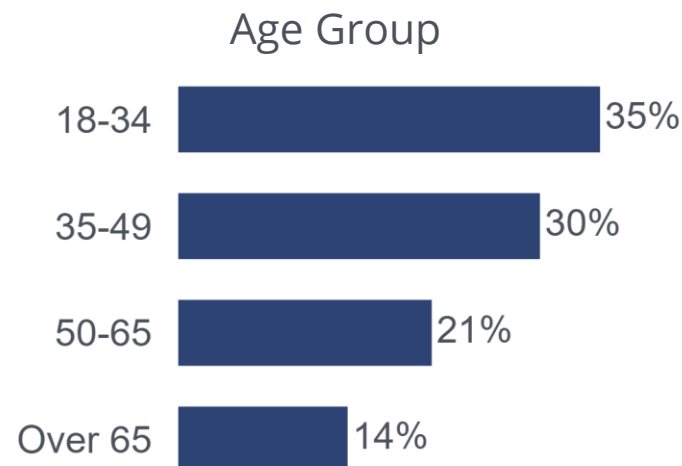
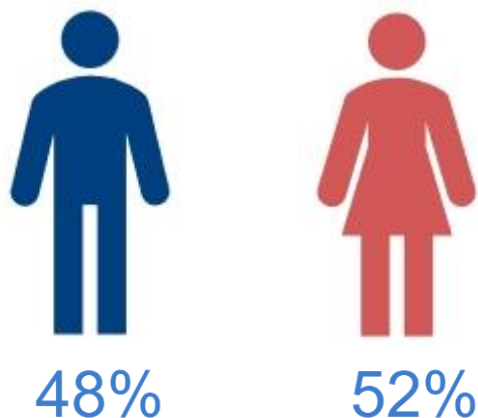
www.delve-research.com

CONFIDENTIAL

I.	Introduction and Respondent Profile	2
II.	Summary of Results	6
III.	Irish in the Home When Growing Up	13
IV.	Irish Language Ability	16
V.	Interest in Improving Irish	20
VI.	Speaking Irish	22
VII.	Using, Hearing, Seeing More Irish in Dublin	25
VIII.	Attitudes Towards the Irish Language	32
IX.	What Can Dublin City Council Do?	34
X.	Most Important Areas to Focus On	36



- Online survey, 8th -18th February 2022
- 893 respondents from the "Your Dublin, Your Voice" opinion panel
- 18% response rate
- Survey responses facilitated through English and Irish
- Global margin of error +/- 3.3%
- Robust panel in existence since 2010, recruitment through various channels



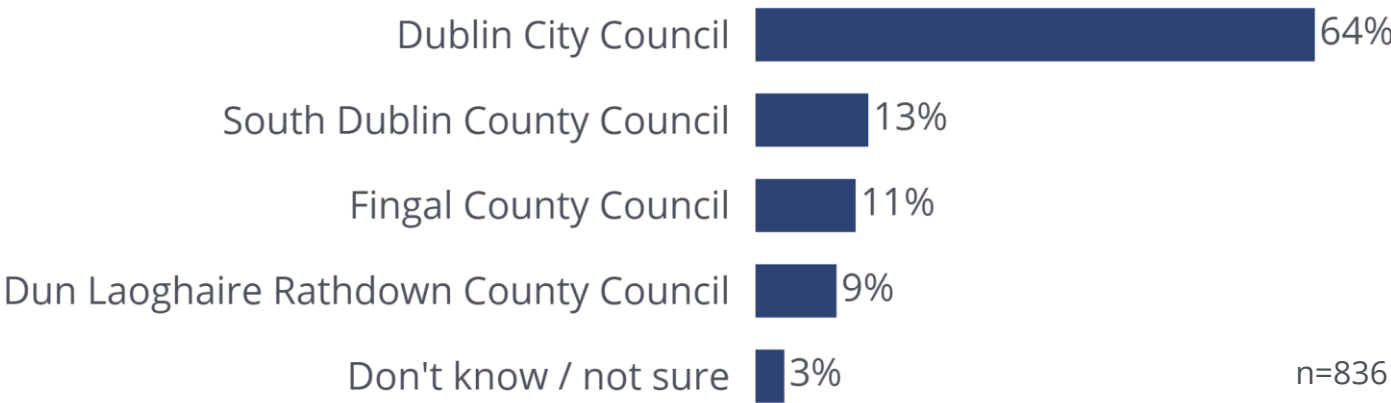
Note: figures throughout this report are weighted to accurately reflect the age and gender distribution of the population

Base: 893

33 nationalities represented on this survey, 92% Irish



Local Authority



n=836

Current Area of Residence

	%
Dublin 1	2%
Dublin 2	3%
Dublin 3	5%
Dublin 4	3%
Dublin 5	5%
Dublin 6	4%
Dublin 6W	3%
Dublin 7	7%
Dublin 8	9%
Dublin 9	7%
Dublin 10	1%
Dublin 11	4%
Dublin 12	6%
Dublin 13	5%
Dublin 14	3%
Dublin 15	3%
Dublin 16	2%
Dublin 17	1%
Dublin 18	2%
Dublin 20	1%
Dublin 22	2%
Dublin 24	3%
County Dublin	13%
Outside County Dublin	8%
NET	100%

I.	Introduction and Respondent Profile	2
II.	Summary of Results	6
III.	Irish in the Home When Growing Up	13
IV.	Irish Language Ability	16
V.	Interest in Improving Irish	20
VI.	Speaking Irish	22
VII.	Using, Hearing, Seeing More Irish in Dublin	25
VIII.	Attitudes Towards the Irish Language	32
IX.	What Can Dublin City Council Do?	34
X.	Most Important Areas to Focus On	36

Irish in the Home When Growing Up

- 15% of “Your Dublin, Your Voice” respondents reported that the Irish language was used in their home when growing up.
- Younger respondents were more likely to have had Irish used at home when growing up.
- Respondents with higher Irish language ability were more likely to have had Irish used at home when growing up.
- Where Irish was used in the home when growing up, the most common experience was that more English than Irish was used.

Irish Language Ability

- 5% of “Your Dublin, Your Voice” respondents indicated that they had fluent Irish or were native speakers. 79% had some level of ability in the Irish language.
- Those living in Dublin for 5 years or less were less likely to have any Irish ability.
- By nationality, 20% of non-Irish nationals had any level of Irish language ability. Among Irish nationals this rose to 85%.

Irish Language Skills

- 24% of “Your Dublin, Your Voice” respondents indicated that they had good or very good **comprehension** of Irish
- 24% of “Your Dublin, Your Voice” respondents indicated that they had good or very good **reading** skills in Irish
- 17% of “Your Dublin, Your Voice” respondents indicated that they had good or very good **speaking** skills in Irish
- 13% of “Your Dublin, Your Voice” respondents indicated that they had good or very good **writing** skills in Irish

Interest in Improving Irish

- Among “Your Dublin, Your Voice” respondents who had less than fluent Irish or no Irish, 59% were somewhat or very interested in improving their level of Irish.
- Interest was highest among those with conversational / intermediate Irish – 82% of this group were somewhat or very interested in improving their level of Irish.

Speaking Irish

- 8% of “Your Dublin, Your Voice” respondents with any level of Irish ability indicated that they spoke Irish daily, a further 12% used Irish weekly, and 46% spoke Irish less often.
- 18-34 year-olds with any Irish ability were more likely to speak Irish daily or weekly than older respondents.

Locations for Speaking Irish

- Among respondents speaking Irish with any frequency, the most common settings for doing so were (in descending order)
 - At home
 - With friends
 - At social events
 - Online
 - At work
 - In the education system

Using More Irish in Dublin

- **61%** of “Your Dublin, Your Voice” respondents indicated that they **would like to use more Irish** in Dublin. Interest was highest among 18 to 34 year-olds (75%).
- 28% felt that access to Irish classes would help them use more Irish in Dublin; 23% felt that more Irish signage would help, and 19% felt that it would help if Irish was used more in everyday life such as on public transport, in shops, restaurants and other settings.

Seeing More Irish in Dublin

- **69%** of “Your Dublin, Your Voice” respondents indicated that they **would like to see more Irish** in Dublin. Interest was highest among 18 to 34 year-olds (82%).
- 41% would like to see more Irish on signage / shopfronts / street signs, 18% would like to see more Irish in shops / restaurants / cafés, 13% would like to see more Irish used on advertisements and 11% would like to see more bilingual material generally.

Hearing More Irish in Dublin

- **66%** of “Your Dublin, Your Voice” respondents indicated that they **would like to hear more Irish** in Dublin. Interest was highest among 18 to 34 year-olds (75%).
- 27% would like to hear more conversational Irish, 18% suggested more Irish on the radio, and 15% suggested more Irish being used in shops and on signage / advertisements.

Attitudes Towards the Irish Language

- **74%** of “Your Dublin, Your Voice” respondents agreed that “There should be more opportunities to learn Irish in the city”.
- **63%** agreed that “There should be more bilingual signage in the city”.
- **58%** agreed that “There should be more Irish language services in the city”.
- **53%** agreed that “Businesses in the city should use more Irish”.
- **19%** felt that “Irish has no economic worth in Dublin”.
- **11%** felt that “It is a waste of time to promote Irish in Dublin.”

How Can Dublin City Council Better Serve Irish Language Speakers in the City?

- Supporting more opportunities to speak Irish, clubs and events and provision of bilingual signage were all common suggestions for how Dublin City Council could better support Irish language speakers in the City.

How Can Dublin City Council Better Serve Irish Language Speakers in the City?

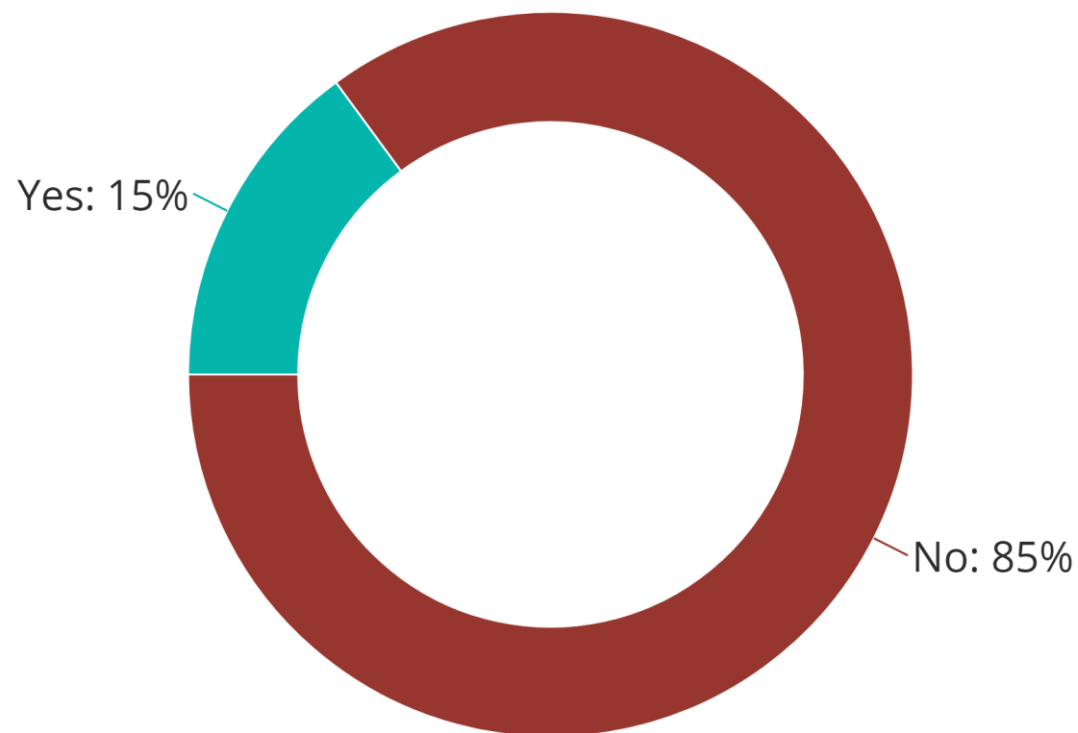
- Supporting more opportunities to speak Irish, promotional material, clubs and events and making more Irish language classes available were all common suggestions for how Dublin City Council could better support Irish language speakers in the City.

Most Important Areas to Focus On

- Promotion of the language, encouraging day-to-day / conversational use, Irish language education and cultural / social events were all identified by respondents as important areas to focus on in order to promote the use of Irish in Dublin.

I.	Introduction and Respondent Profile	2
II.	Summary of Results	6
III.	Irish in the Home When Growing Up	13
IV.	Irish Language Ability	16
V.	Interest in Improving Irish	20
VI.	Speaking Irish	22
VII.	Using, Hearing, Seeing More Irish in Dublin	25
VIII.	Attitudes Towards the Irish Language	32
IX.	What Can Dublin City Council Do?	34
X.	Most Important Areas to Focus On	36

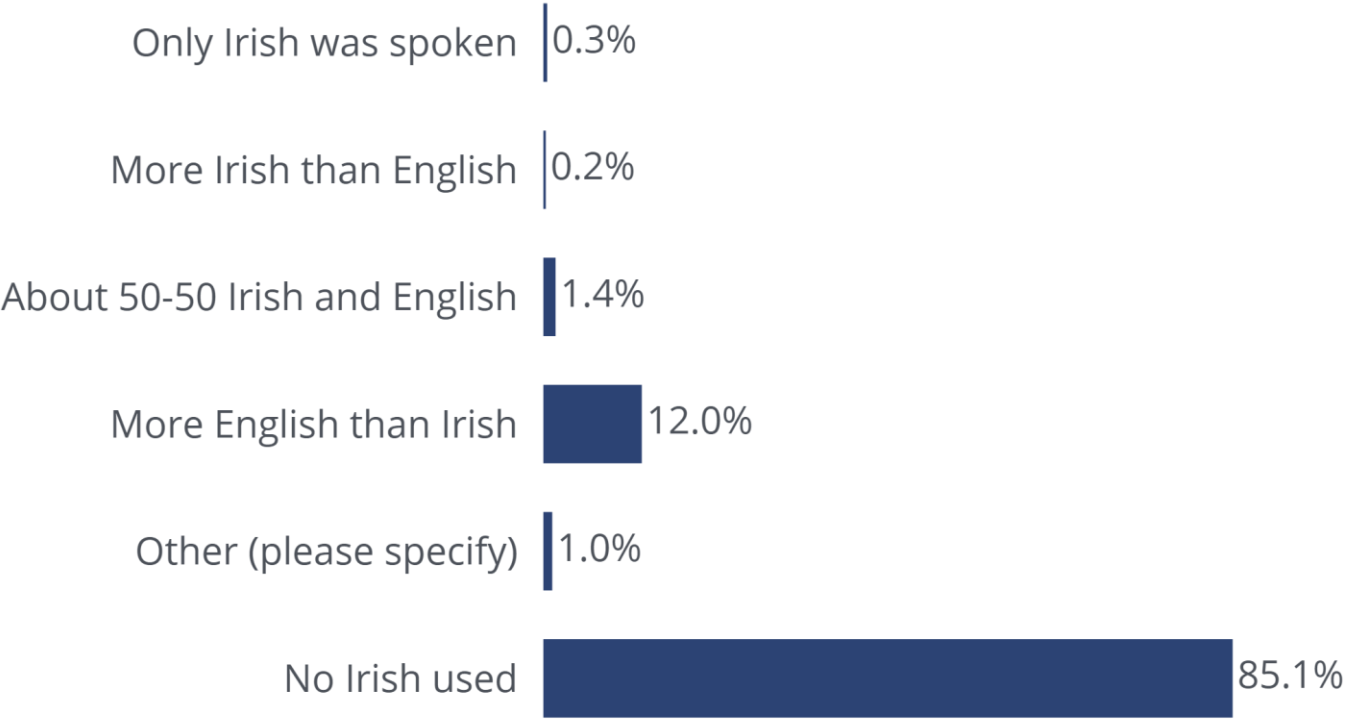
Was the Irish language used in your home when you were growing up?



15%

of respondents reported that the Irish language was used in their home when growing up

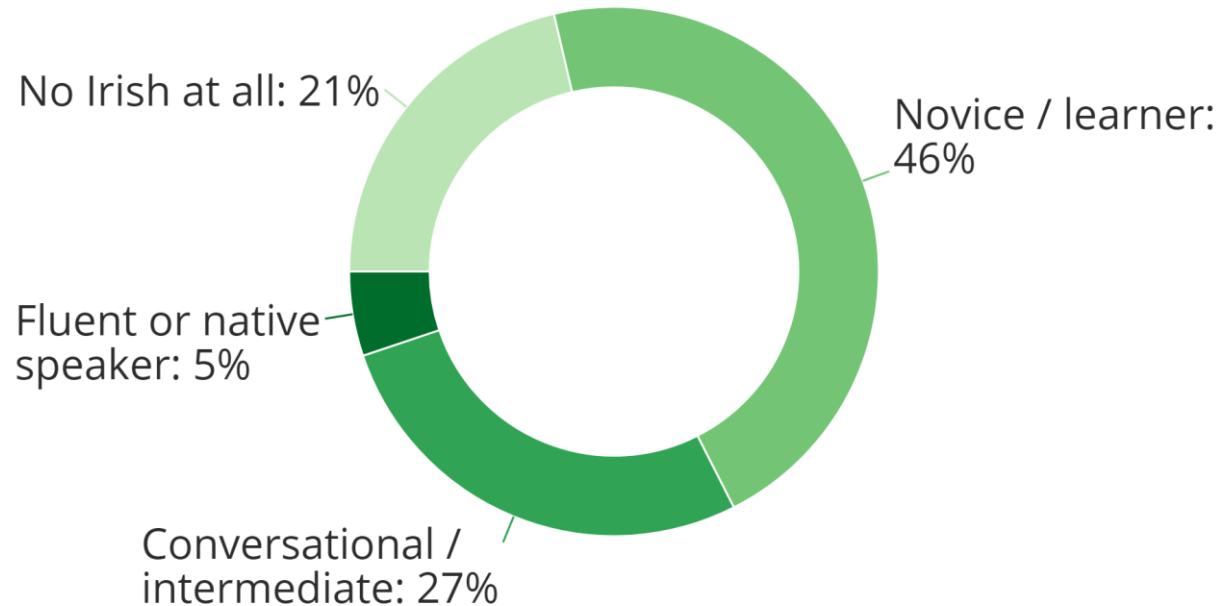
To what extent was Irish used in your household when growing up?



Where Irish was used in the home when growing up, the most common experience of those in the general population was that more English than Irish was used.

I.	Introduction and Respondent Profile	2
II.	Summary of Results	6
III.	Irish in the Home When Growing Up	13
IV.	Irish Language Ability	16
V.	Interest in Improving Irish	20
VI.	Speaking Irish	22
VII.	Using, Hearing, Seeing More Irish in Dublin	25
VIII.	Attitudes Towards the Irish Language	32
IX.	What Can Dublin City Council Do?	34
X.	Most Important Areas to Focus On	36

Which of the following best describes your Irish language ability at the moment?



5%

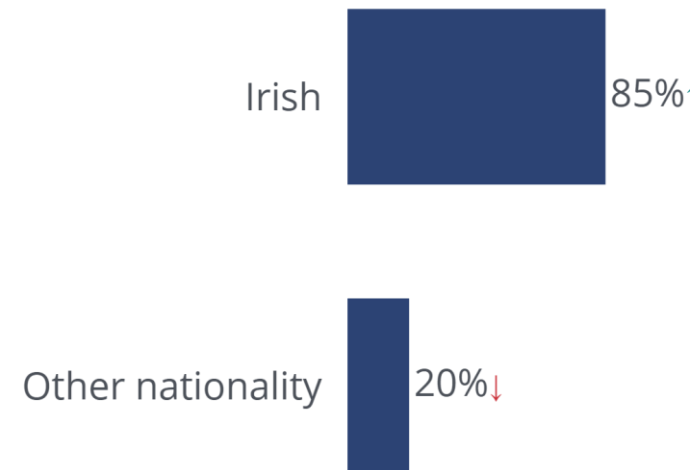
of respondents indicated that they had fluent Irish or were native speakers

79%

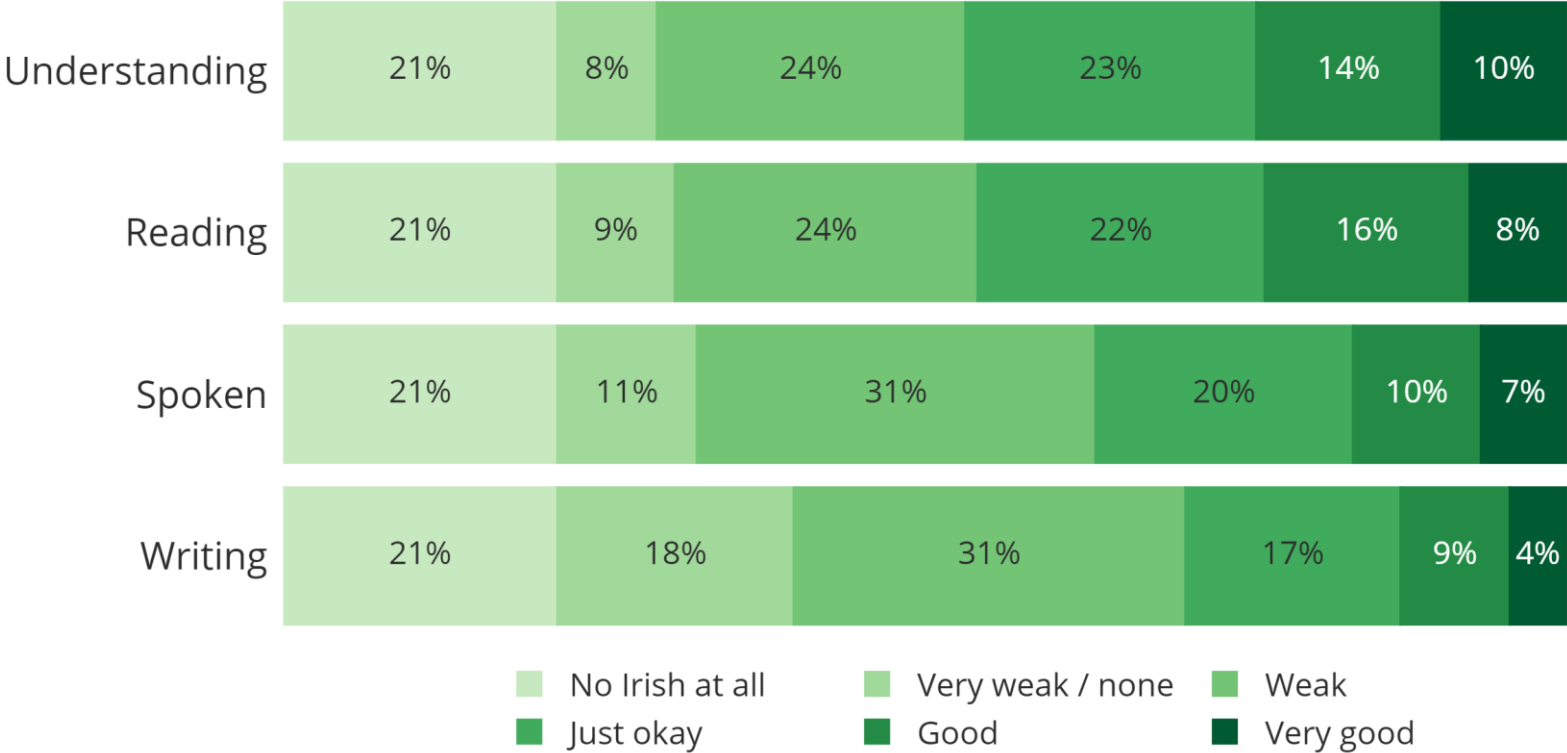
of respondents had some level of ability in the Irish language

Irish language ability % any level of ability, by nationality

20% of respondents of nationalities other than Irish had some ability in Irish.



Please indicate your Irish language ability in each of the following skills:



24%

of respondents indicated that they had good or very good comprehension of Irish

13%

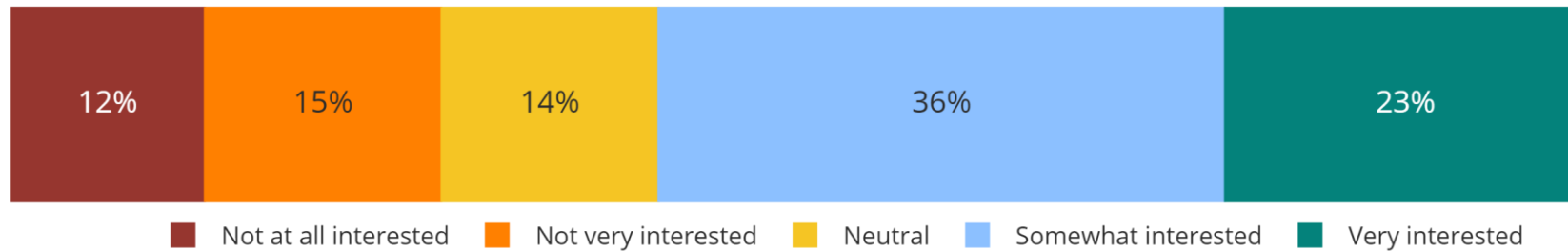
of respondents indicated that they had good or very good writing skills in Irish

Female respondents were more likely to report good or very good skills than male respondents.

18-34 year-olds were more likely to report good or very good skills in all aspects of the language

I.	Introduction and Respondent Profile	2
II.	Summary of Results	6
III.	Irish in the Home When Growing Up	13
IV.	Irish Language Ability	16
V.	Interest in Improving Irish	20
VI.	Speaking Irish	22
VII.	Using, Hearing, Seeing More Irish in Dublin	25
VIII.	Attitudes Towards the Irish Language	32
IX.	What Can Dublin City Council Do?	34
X.	Most Important Areas to Focus On	36

How interested are you in improving your level of Irish?
base: those with less than fluent Irish



59% of respondents with less than fluent Irish indicated an interest in improving their level of Irish

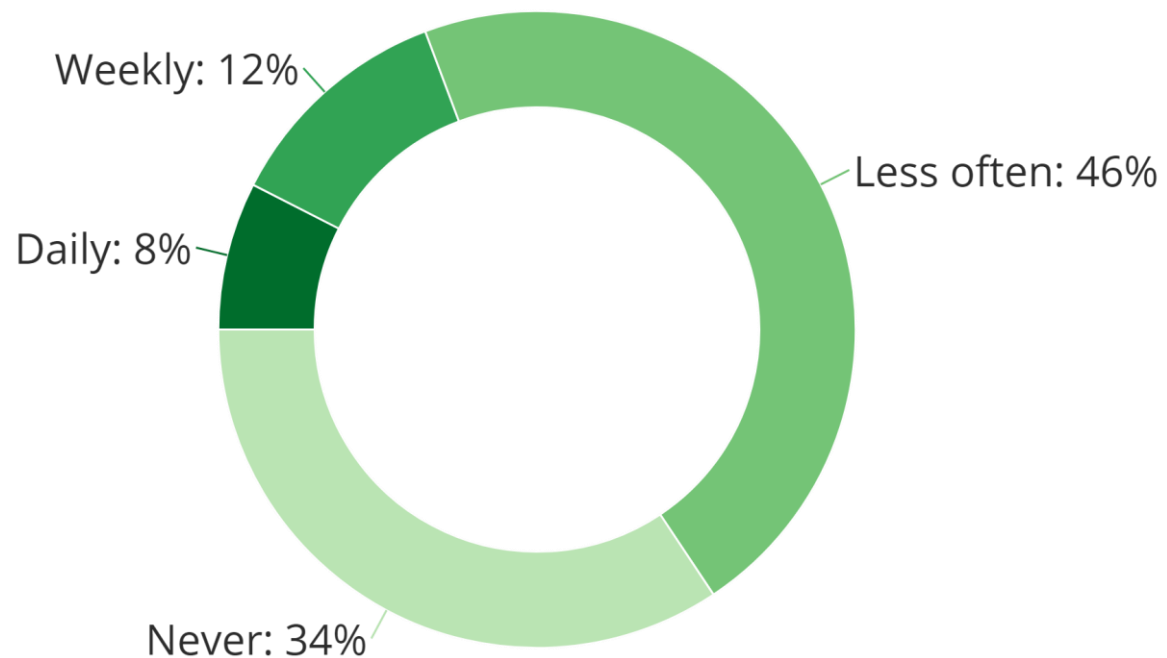
23% of respondents with less than fluent Irish indicated a strong interest in improving their level of Irish

Younger respondents had a much stronger interest in improving their level of Irish than older respondents.

Interest in improving their level of Irish was highest among those who were at intermediate level of ability.

I.	Introduction and Respondent Profile	2
II.	Summary of Results	6
III.	Irish in the Home When Growing Up	13
IV.	Irish Language Ability	16
V.	Interest in Improving Irish	20
VI.	Speaking Irish	22
VII.	Using, Hearing, Seeing More Irish in Dublin	25
VIII.	Attitudes Towards the Irish Language	32
IX.	What Can Dublin City Council Do?	34
X.	Most Important Areas to Focus On	36

How often do you speak Irish?
base: those with any Irish ability

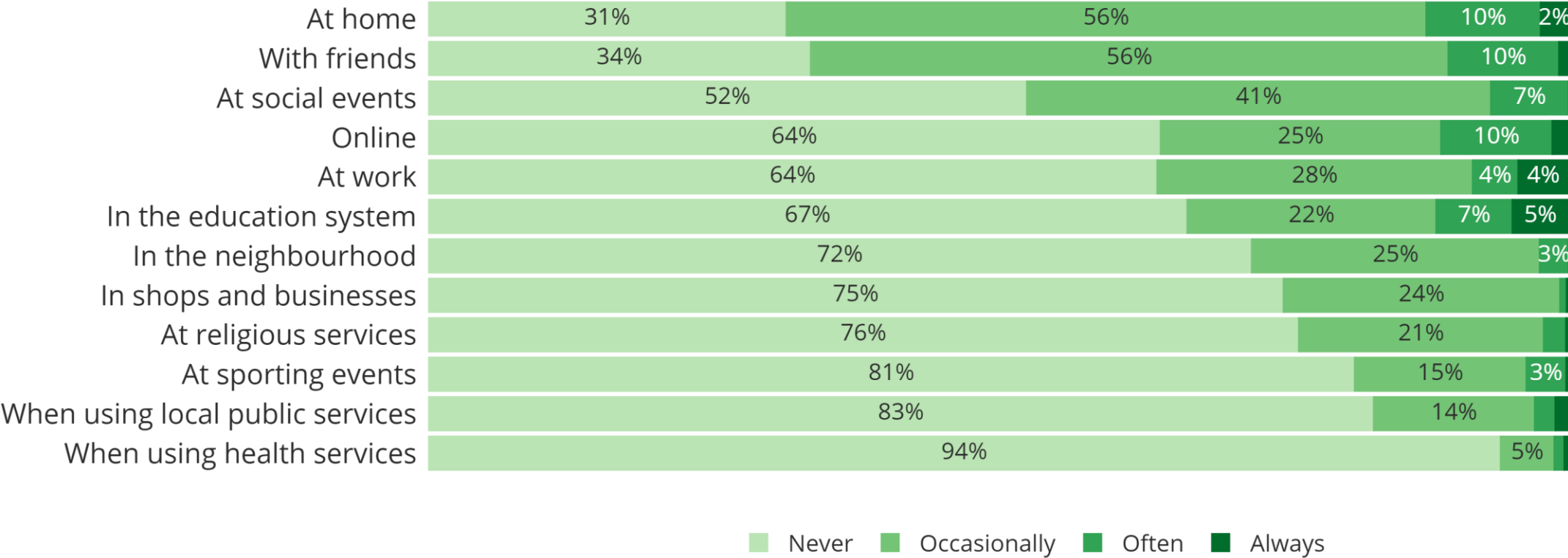


8%

of those with any level of Irish ability indicated that they spoke Irish daily

18-34 year-olds with any Irish ability were more likely to speak Irish daily or weekly than older respondents.

How often do you speak Irish in the following places?



35-49 year-olds are more likely to speak Irish at home. Under-35s and over-65s are the age groups most likely to speak Irish with their friends. Online is a more common venue among 18-34 year-olds while in the neighbourhood and at religious services featured among over 65s.

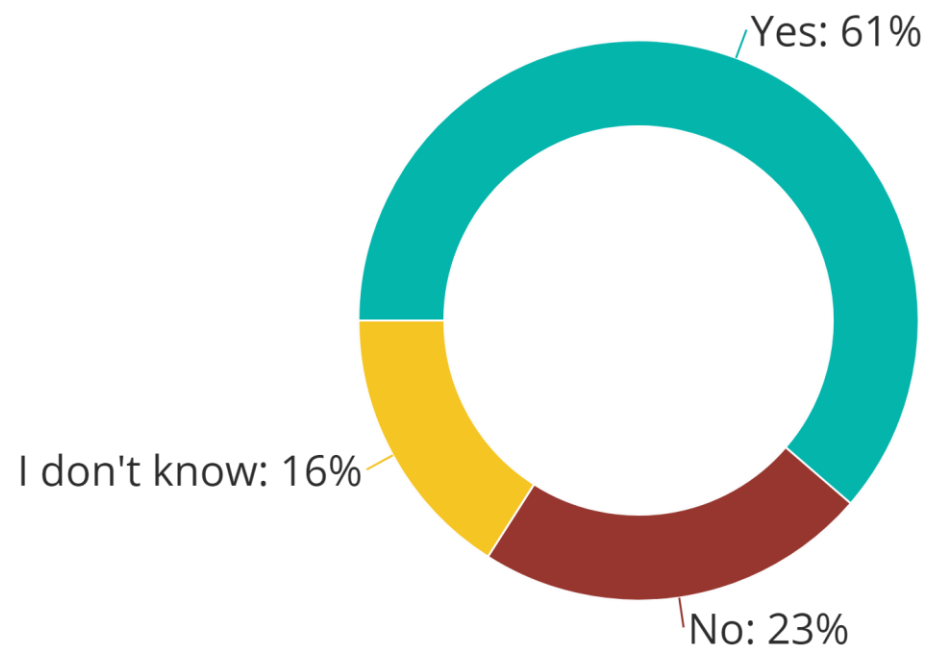
Respondents with dependent children were more likely to speak Irish at home.

Base: 441

base varies for each location: anyone speaking Irish, "place not applicable" excluded

I.	Introduction and Respondent Profile	2
II.	Summary of Results	6
III.	Irish in the Home When Growing Up	13
IV.	Irish Language Ability	16
V.	Interest in Improving Irish	20
VI.	Speaking Irish	22
VII.	Using, Hearing, Seeing More Irish in Dublin	25
VIII.	Attitudes Towards the Irish Language	32
IX.	What Can Dublin City Council Do?	34
X.	Most Important Areas to Focus On	36

Would you like to use more Irish in Dublin?



61%

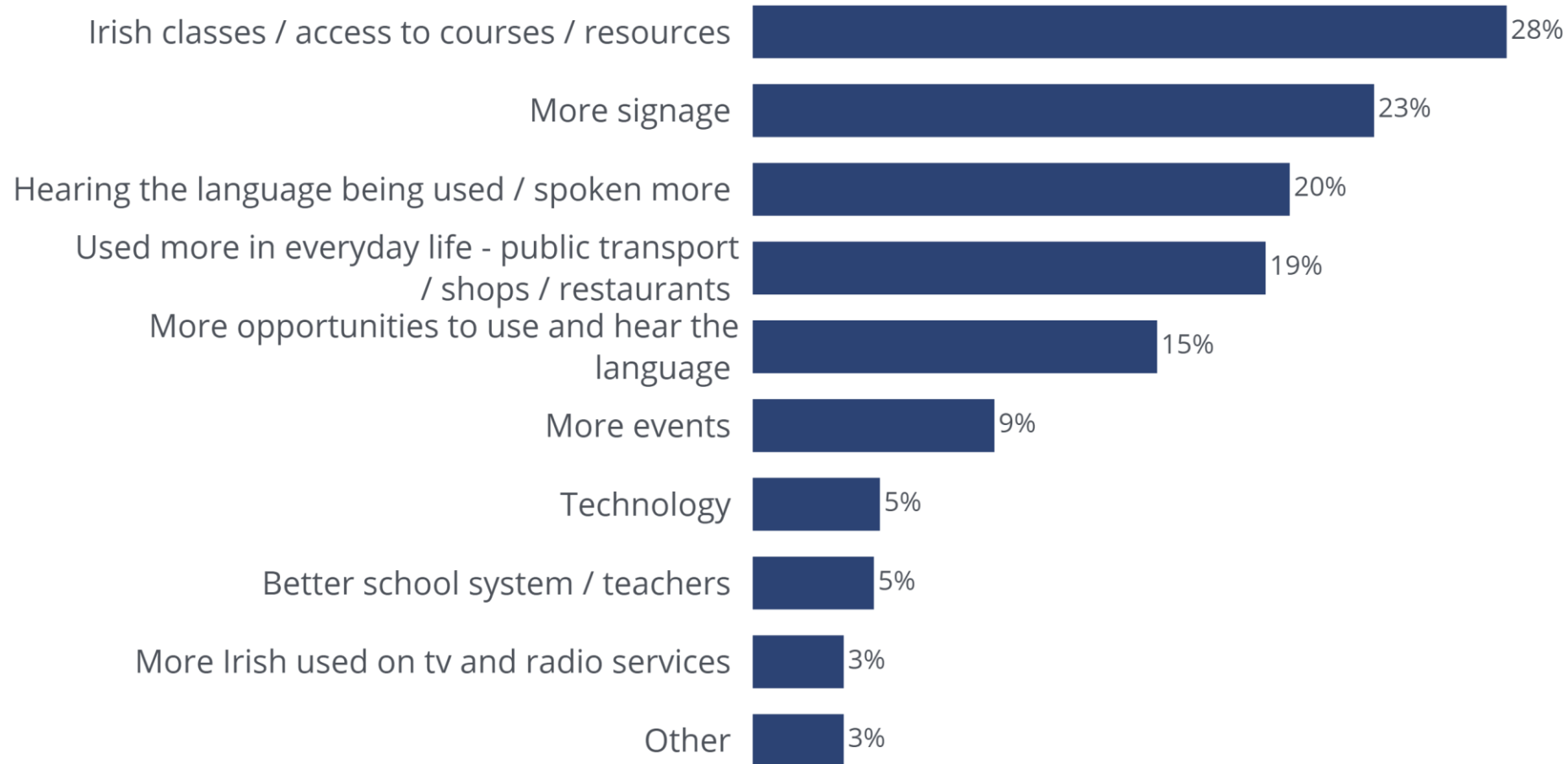
of respondents indicated
that they would like to use
more Irish in Dublin

Appetite for using more Irish in Dublin is strongest among the 18-34 year-old age group.

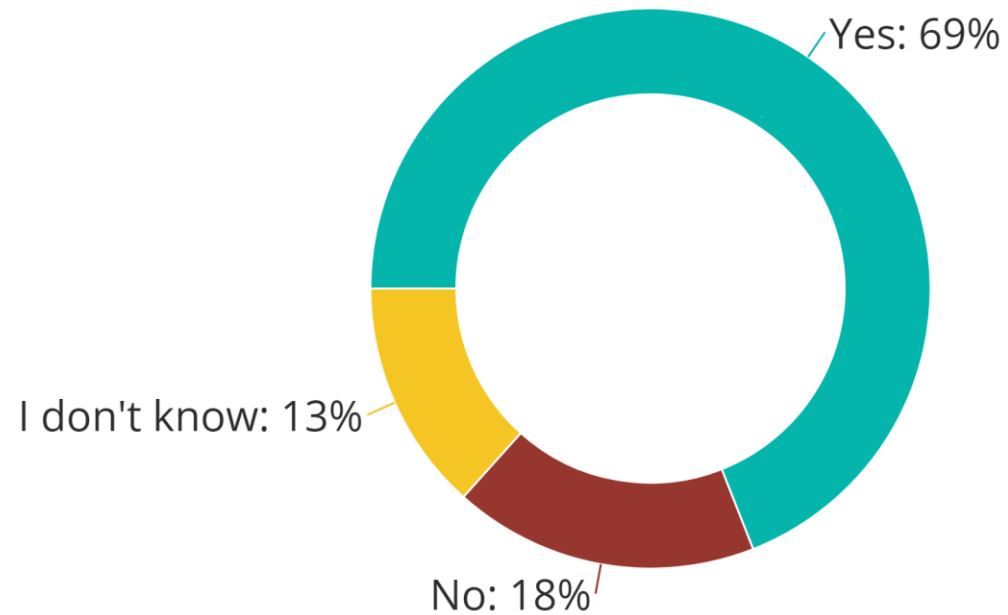
Appetite for using more Irish in Dublin is high among those with any Irish ability, and particularly strong among intermediate and fluent speakers.

Base: 893

What would help you use more Irish every day?



Would you like to see more Irish in Dublin?



69%

of respondents indicated
that they would like to see
more Irish in Dublin

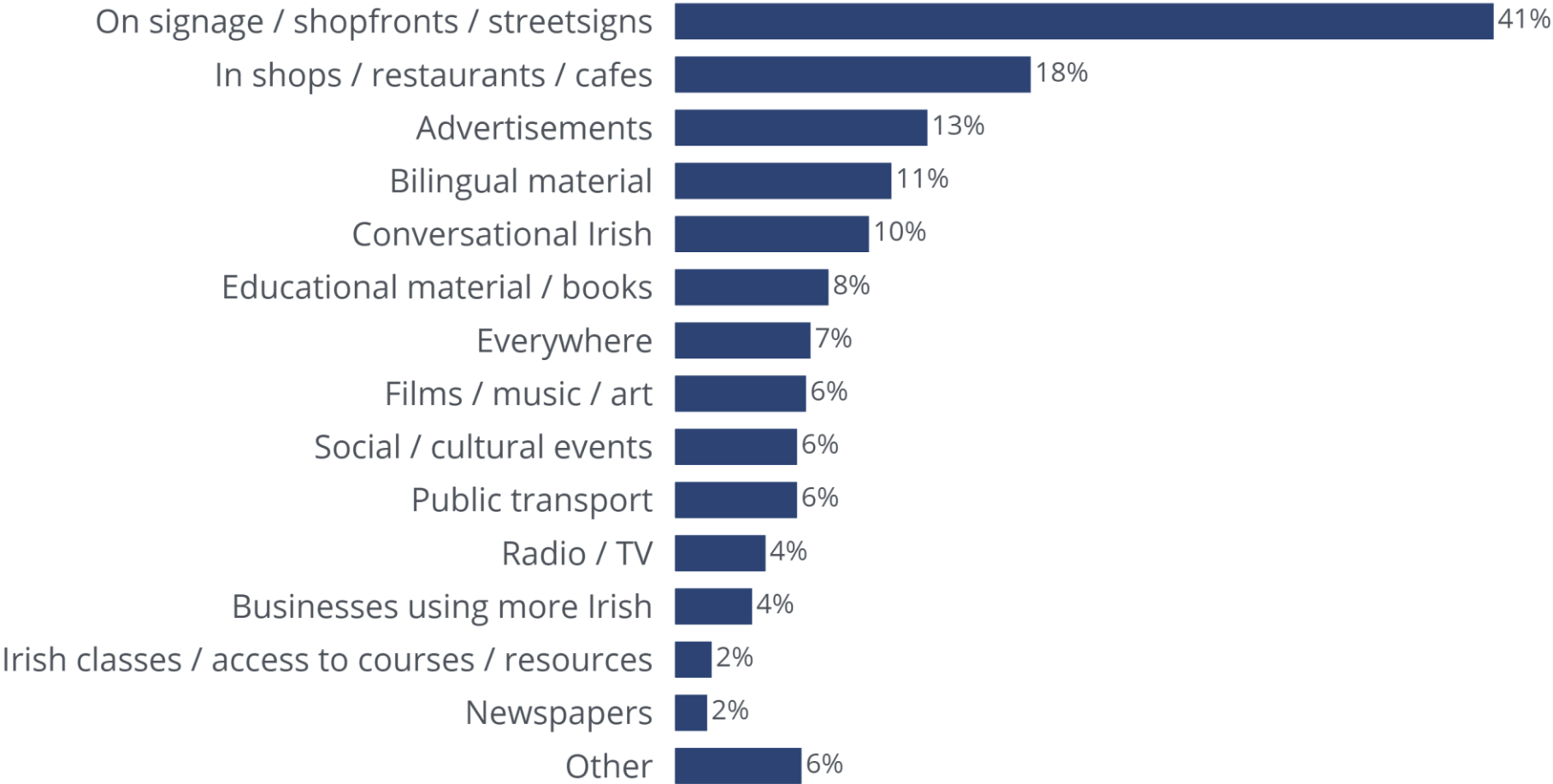
Appetite for seeing more Irish in Dublin is strongest among the 18-34 year-old age group.

Appetite for seeing more Irish in Dublin is high among those with any Irish ability, and particularly strong among intermediate and fluent speakers.

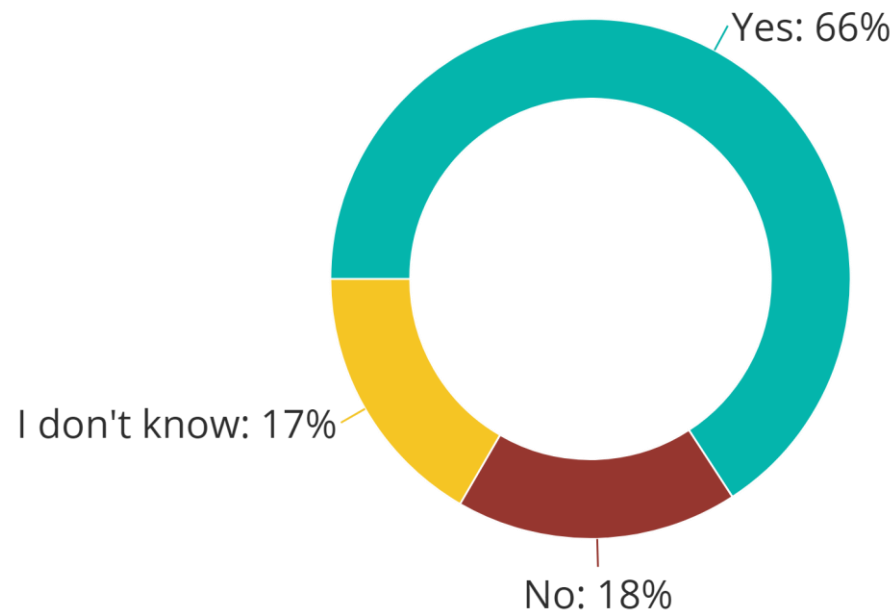
Base: 893



What kind of Irish language material would you like to see and where would you like to see it?



Would you like to hear more Irish in Dublin?



66%

of respondents indicated
that they would like to
hear more Irish in Dublin.

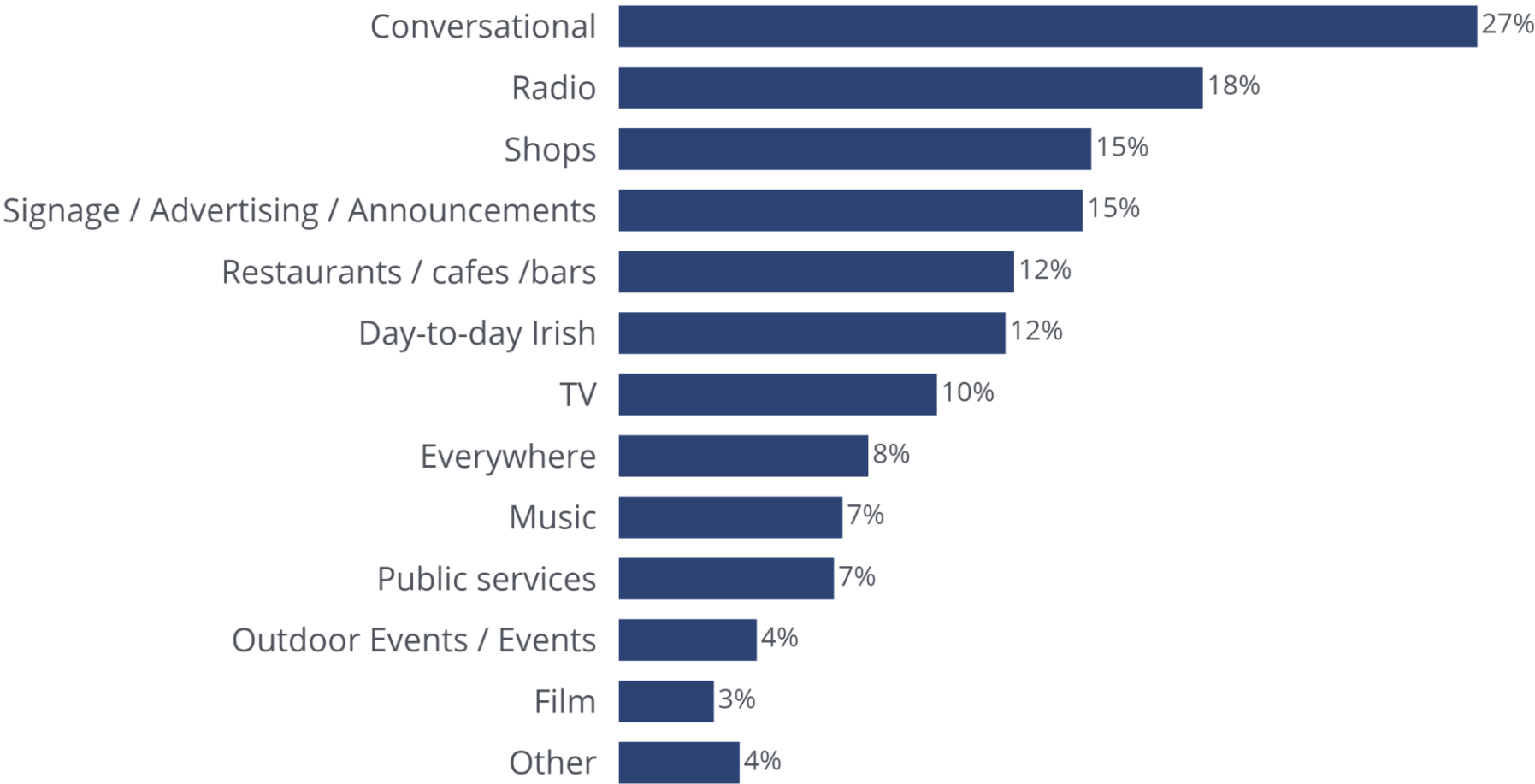
Appetite for hearing more Irish in Dublin is strongest among the 18-34 year-old age group.

Appetite for hearing more Irish in Dublin is high among those with any Irish ability, and particularly strong among intermediate and fluent speakers.

Appetite for hearing more Irish in Dublin is highest among those living in the Dublin City Council local authority area.

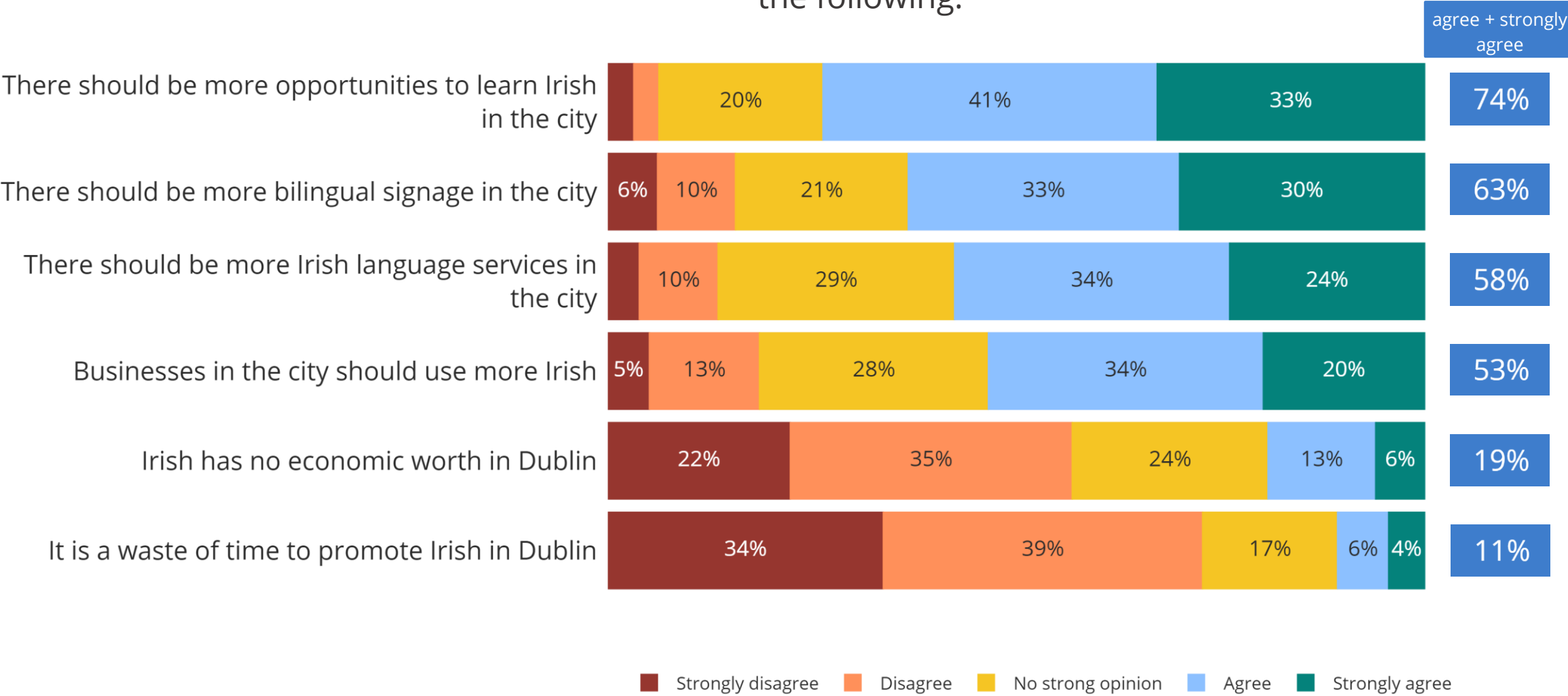


What kind of Irish language material would you like to hear and where would you like to hear it?



I.	Introduction and Respondent Profile	2
II.	Summary of Results	6
III.	Irish in the Home When Growing Up	13
IV.	Irish Language Ability	16
V.	Interest in Improving Irish	20
VI.	Speaking Irish	22
VII.	Using, Hearing, Seeing More Irish in Dublin	25
VIII.	Attitudes Towards the Irish Language	32
IX.	What Can Dublin City Council Do?	34
X.	Most Important Areas to Focus On	36

Please indicate your level of agreement or disagreement with the following:

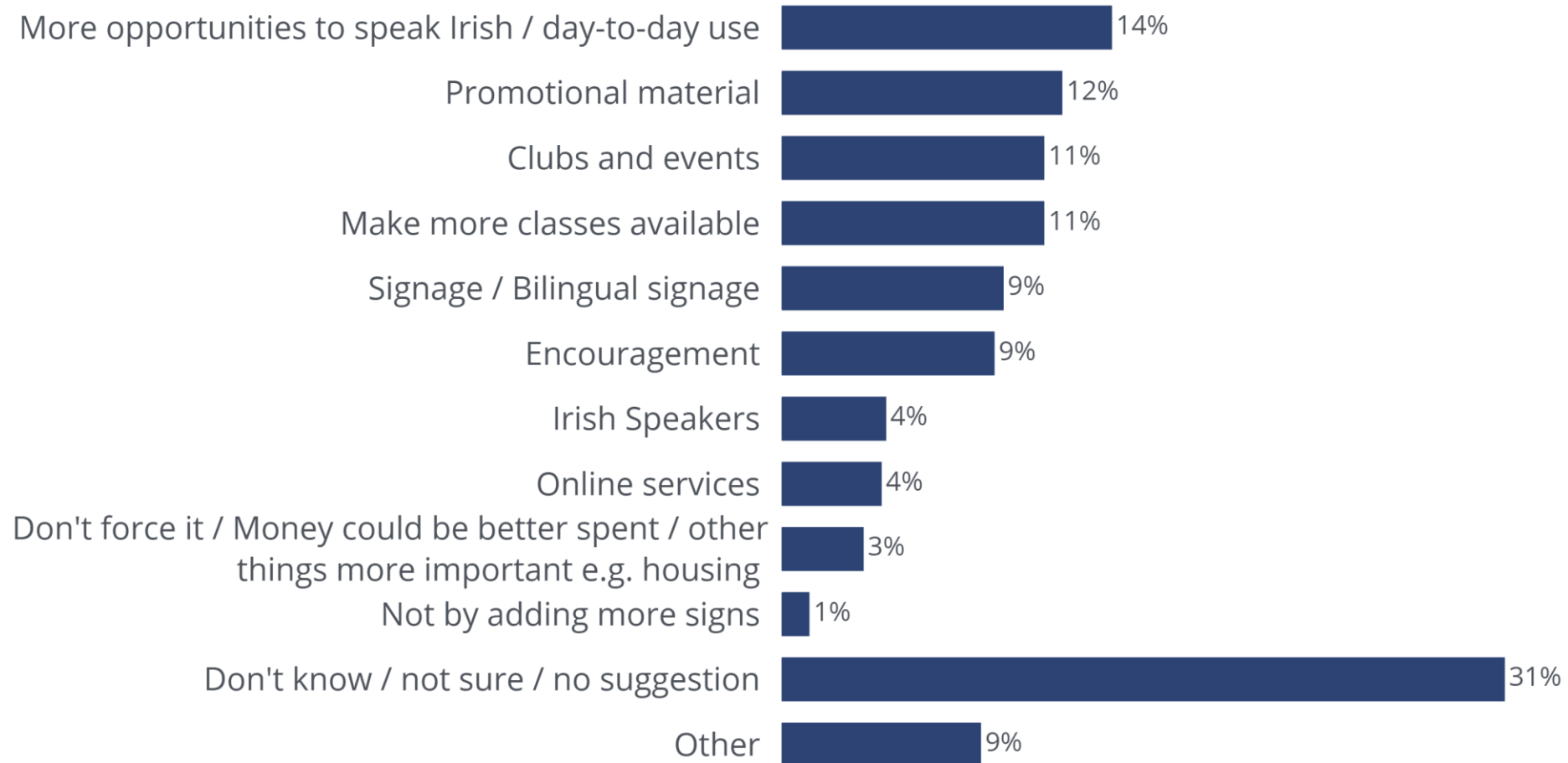


18-34 year-olds held generally more favourable attitudes towards the Irish language in the city.

Base: 888

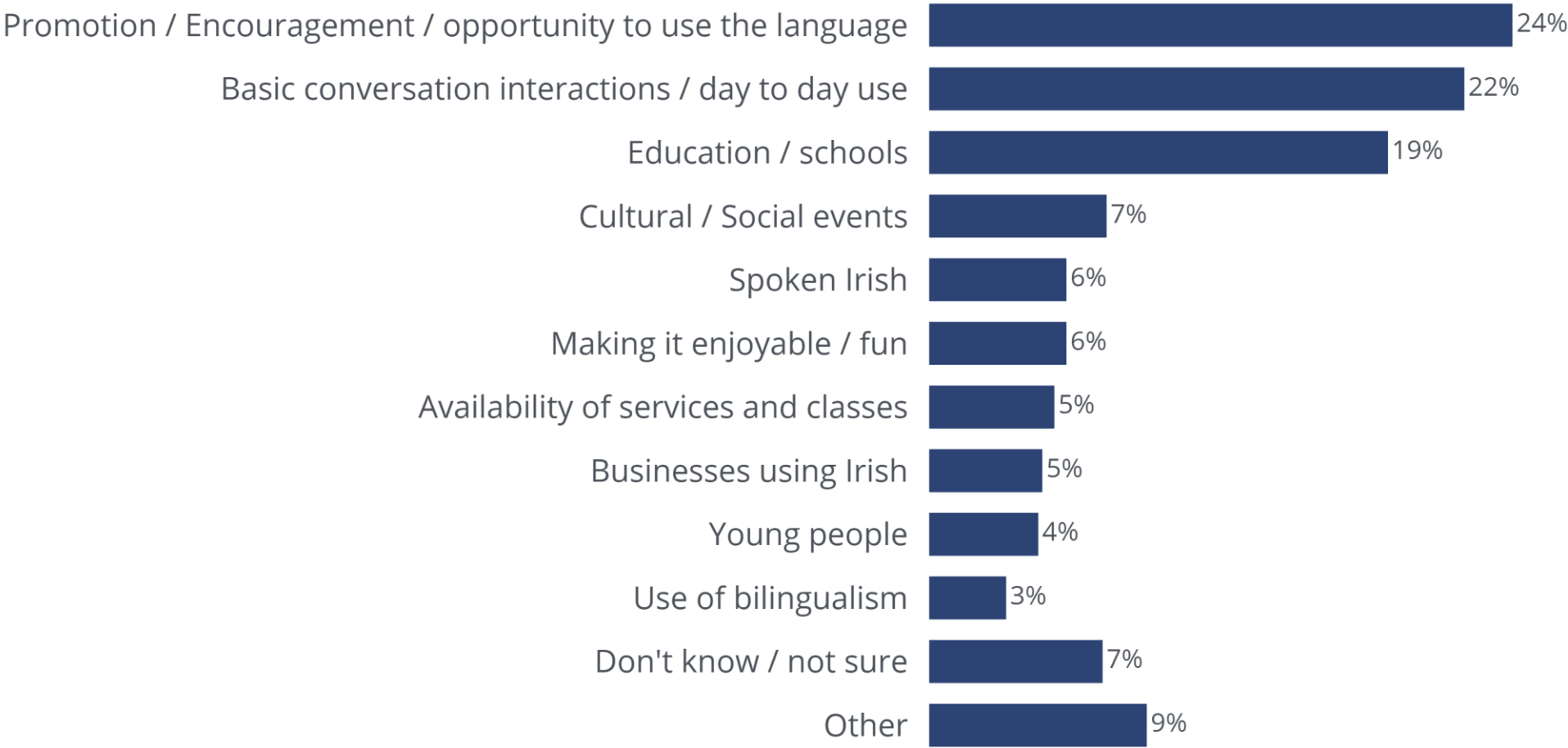
I.	Introduction and Respondent Profile	2
II.	Summary of Results	6
III.	Irish in the Home When Growing Up	13
IV.	Irish Language Ability	16
V.	Interest in Improving Irish	20
VI.	Speaking Irish	22
VII.	Using, Hearing, Seeing More Irish in Dublin	25
VIII.	Attitudes Towards the Irish Language	32
IX.	What Can Dublin City Council Do?	34
X.	Most Important Areas to Focus On	36

Do you have any suggestions about how Dublin City Council could better serve the Irish speakers in the city?



I.	Introduction and Respondent Profile	2
II.	Summary of Results	6
III.	Irish in the Home When Growing Up	13
IV.	Irish Language Ability	16
V.	Interest in Improving Irish	20
VI.	Speaking Irish	22
VII.	Using, Hearing, Seeing More Irish in Dublin	25
VIII.	Attitudes Towards the Irish Language	32
IX.	What Can Dublin City Council Do?	34
X.	Most Important Areas to Focus On	36

What are the most important areas to focus on, in order to promote the use of Irish in Dublin?



For further information please
contact:

Economic Development Office
Dublin City Council
01 222 5611
research@dublincity.ie



Comhairle Cathrach
Bhaile Átha Cliath
Dublin City Council