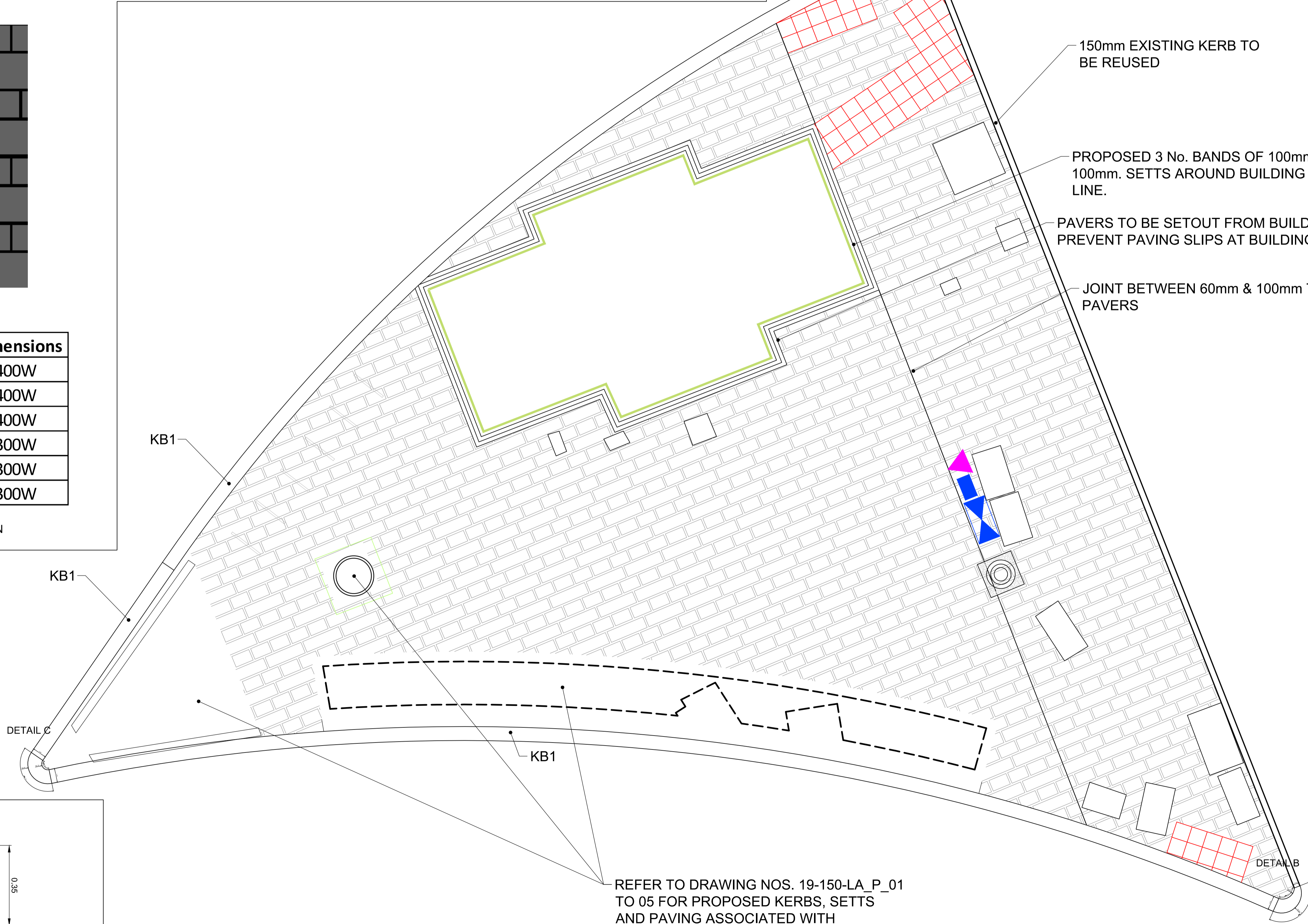
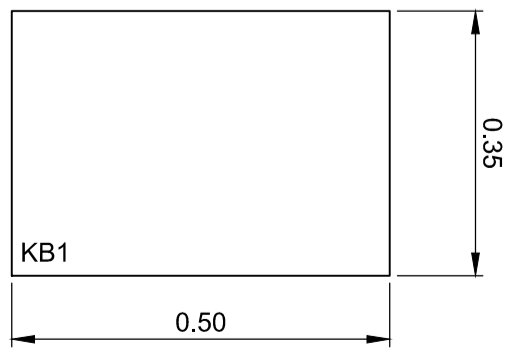


No.	Paving Dimensions
1	500L x 400W
2	400L x 400W
3	300L x 400W
4	500L x 300W
5	400L x 300W
6	300L x 300W

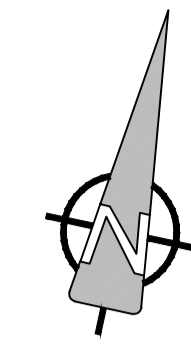
DETAIL D - PAVING PATTERN



REFER TO DRAWING NOS. 19-150-LA_P_01 TO 05 FOR PROPOSED KERBS, SETTS AND PAVING ASSOCIATED WITH LANDSCAPING ELEMENTS



A KERBS AT ADELADE ISLAND
1102.1 Scale: NTS



- NOTES:
1. THIS DRAWING IS TO BE READ IN CONJUNCTION WITH ALL OTHER RELEVANT ARCHITECTURAL AND ENGINEERING DRAWINGS. ANY DISCREPANCIES, ERRORS OR OMISSIONS TO BE BROUGHT TO THE ATTENTION OF THE DESIGNER.
 2. ALL DIMENSIONS TO BE CHECKED BY THE CONTRACTOR ON SITE PRIOR TO COMMENCEMENT OF WORKS.
 3. DO NOT SCALE. ALL MEASUREMENTS AND COORDINATES TO BE CHECKED ON SITE.
 4. CONTRACTOR TO REFER TO SPECIFICATION APPENDIX 11/1 FOR ADDITIONAL DETAILS.
 5. CONTRACTOR TO UNDERTAKE WORKS TO KERBS, FLAGSTONES AND SETTS IN ACCORDANCE WITH THE "CONSTRUCTION STANDARDS FOR ROAD AND STREET WORKS IN DUBLIN CITY COUNCIL"

ISSUE/REVISION

I/R	DATE	DESCRIPTION
A	JUNE 2022	ISSUED FOR TENDER

KEY PLAN

This drawing has been prepared for the use of AECOM's client. It may not be used, modified, reproduced or relied upon by third parties, except as agreed by AECOM or as required by law. AECOM accepts no responsibility, and denies any liability, whatsoever, to any party that uses or relies on this drawing without AECOM's express written consent. All measurements must be obtained from the stated dimensions.