

NOTES:

- THIS DRAWING IS TO BE READ IN CONJUNCTION WITH ALL OTHER RELEVANT ENGINEERING DRAWINGS. ANY DISCREPANCIES, ERRORS OR OMISSIONS TO BE BROUGHT TO THE ATTENTION OF THE DESIGNER.
- ALL DIMENSIONS, LEVELS AND LOCATIONS OF EXISTING SERVICES AND CELLARS TO BE CHECKED AND CONFIRMED BY THE CONTRACTOR ON SITE PRIOR TO COMMENCEMENT OF WORKS.
- EMPLOYER'S REPRESENTATIVE TO BE INFORMED BY THE CONTRACTOR OF ANY DISCREPANCIES PRIOR TO COMMENCEMENT OF WORKS ON SITE.
- DESIGN BASED ON TOPOGRAPHICAL, GPR AND CELLAR SURVEYS AND RECORDS PROVIDED BY DCC.
- CONTRACTOR TO ENSURE PROPOSED GULLY OUTLET PIPE PROMOTES POSITIVE DRAINAGE OF GULLY (MINIMUM GULLY OUTLET PIPE GRADIENT TO BE 1:100).
- SEALED/TRAPPED GULLIES SHALL BE USED.
- SURFACE WATER & FOUL SEWER PIPES LESS THAN 1.2m BELOW THE ROAD SURFACE SHOULD BE PROTECTED FROM DAMAGE BY PROVIDING AN ST4 CONCRETE HAUNCHING TO CC-SCD-00521 TYPE Z ENCASEMENT.
- PLEASE REFER TO SERIES 200 DRAWINGS REMOVAL OF GULLIES & CHAMBERS AND ALSO READJUSTMENT OF MANHOLE COVER LEVELS.
- NO LIABILITY IS ACCEPTED FOR ANY DISCREPANCY, OMISSION OR DEVIATION AND THE ACTUAL POSITION OF MAINS AND SERVICES MUST BE VERIFIED AND ESTABLISHED ON SITE BEFORE ANY MECHANICAL EXCAVATING PLANT IS USED.
- THE INFORMATION IS SUPPLIED WITHOUT PREJUDICE AND DOES NOT RELIEVE THE CONTRACTOR OF HIS RESPONSIBILITY TO CONTACT EACH OF THE RELEVANT UTILITY COMPANIES DIRECTLY AND TO SATISFY THEMSELVES OF THE LOCATIONS OF ALL SERVICES AND CELLARS PRIOR TO EXCAVATION WORKS.
- FINAL POSITIONS OF MANHOLES / GULLY PITS TO BE FINALISED ON SITE WITH THE RESIDENT ENGINEER.
- CONTRACTOR TO REFER TO SPECIFICATION APPENDIX 5/1 FOR DETAILS.
- CONTRACTOR TO UNDERTAKE DRAINAGE WORKS IN ACCORDANCE WITH THE GREATER DUBLIN REGIONAL CODE OF PRACTICE.
- CONNECTIONS TO EXISTING CULVERT TO BE UNDERTAKEN BY IRISH WATER.



PROJECT
Fitzwilliam Cycle Route



CONSULTANT
 AECOM
 Adelphi Plaza
 George's Street Upper
 Dun Laoghaire Co. Dublin
 Tel: +353(0)1 2383100 Fax: +353(0)1 2383199
 www.aecom.com

ISSUE/REVISION

A/R	DATE	DESCRIPTION
A	JUNE 2022	ISSUED FOR TENDER

KEY PLAN

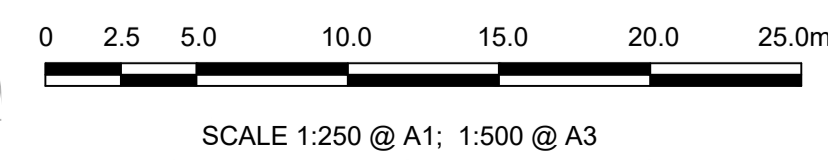
PROJECT NUMBER
60578028

SHEET TITLE
DRAINAGE SHEET 1 OF 6

SHEET NUMBER
60578028_DD_SHT-500.1

NOTE:
 CONTRACTOR TO CONFIRM ALL EXISTING LEVELS ON SITE PRIOR TO CONSTRUCTION

- KEY:
- NG ** PROPOSED STEEL GULLY TO CONFORM TO EN 124, CLASS D400 OR EQUIVALENT
 - G ** EXISTING GULLY TO BE RETAINED IN PLACE. NEW GRATING TO BE FITTED. TO CONFORM TO EN 124, CLASS D400 OR EQUIVALENT
 - EXISTING MANHOLE / GULLY PIT
 - PROPOSED GULLY PIT
 - PROPOSED TYPE B MANHOLE
 - PROPOSED GULLY CONNECTION (150mm DIAMETER UNLESS STATED OTHERWISE)
 - EXISTING COMBINED SEWER (TAKEN FROM EXISTING RECORDS)
 - EXTENT OF EXISTING BRICK CULVERT TO BE CCTV SURVEYED IN ACCORDANCE WITH SPECIFICATION APPENDIX 29/1



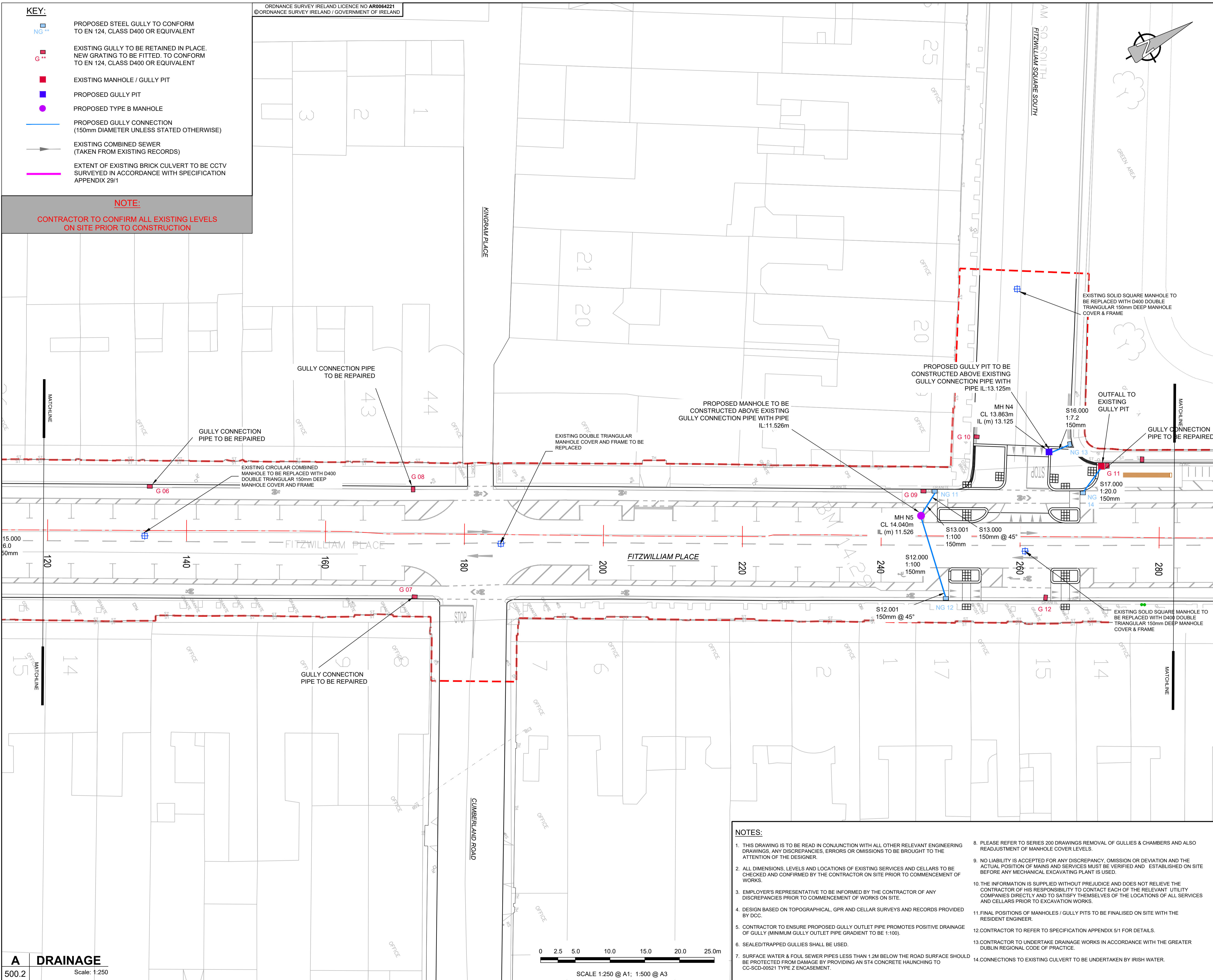
This drawing has been prepared for the use of AECOM's client. It may not be used, modified, reproduced or relied upon by third parties, except as agreed by AECOM or as required by law. AECOM accepts no responsibility, and denies any liability, whatsoever, to any party that uses or relies on this drawing without AECOM's express written consent. Do not scale this document. All measurements must be obtained from the stated dimensions.

- KEY:**
- PROPOSED STEEL GULLY TO CONFORM TO EN 124, CLASS D400 OR EQUIVALENT
 - EXISTING GULLY TO BE RETAINED IN PLACE. NEW GRATING TO BE FITTED TO CONFORM TO EN 124, CLASS D400 OR EQUIVALENT
 - EXISTING MANHOLE / GULLY PIT
 - PROPOSED GULLY PIT
 - PROPOSED TYPE B MANHOLE
 - PROPOSED GULLY CONNECTION (150mm DIAMETER UNLESS STATED OTHERWISE)
 - EXISTING COMBINED SEWER (TAKEN FROM EXISTING RECORDS)
 - EXTENT OF EXISTING BRICK CULVERT TO BE CCTV SURVEYED IN ACCORDANCE WITH SPECIFICATION APPENDIX 29/1

NOTE:

CONTRACTOR TO CONFIRM ALL EXISTING LEVELS ON SITE PRIOR TO CONSTRUCTION

ORDNANCE SURVEY IRELAND LICENCE NO AR0064221
©ORDNANCE SURVEY IRELAND / GOVERNMENT OF IRELAND



NOTES:

1. THIS DRAWING IS TO BE READ IN CONJUNCTION WITH ALL OTHER RELEVANT ENGINEERING DRAWINGS. ANY DISCREPANCIES, ERRORS OR OMISSIONS TO BE BROUGHT TO THE ATTENTION OF THE DESIGNER.
2. ALL DIMENSIONS, LEVELS AND LOCATIONS OF EXISTING SERVICES AND CELLARS TO BE CHECKED AND CONFIRMED BY THE CONTRACTOR ON SITE PRIOR TO COMMENCEMENT OF WORKS.
3. EMPLOYER'S REPRESENTATIVE TO BE INFORMED BY THE CONTRACTOR OF ANY DISCREPANCIES PRIOR TO COMMENCEMENT OF WORKS ON SITE.
4. DESIGN BASED ON TOPOGRAPHICAL, GPR AND CELLAR SURVEYS AND RECORDS PROVIDED BY DCC.
5. CONTRACTOR TO ENSURE PROPOSED GULLY OUTLET PIPE PROMOTES POSITIVE DRAINAGE OF GULLY (MINIMUM GULLY OUTLET PIPE GRADIENT TO BE 1:100).
6. SEALED/TRAPPED GULLIES SHALL BE USED.
7. SURFACE WATER & FOUL SEWER PIPES LESS THAN 1.2M BELOW THE ROAD SURFACE SHOULD BE PROTECTED FROM DAMAGE BY PROVIDING AN S14 CONCRETE HAUNCHING TO CC-SCD-00521 TYPE Z ENCASEMENT.
8. PLEASE REFER TO SERIES 200 DRAWINGS REMOVAL OF GULLIES & CHAMBERS AND ALSO READJUSTMENT OF MANHOLE COVER LEVELS.
9. NO LIABILITY IS ACCEPTED FOR ANY DISCREPANCY, OMISSION OR DEVIATION AND THE ACTUAL POSITION OF MAINS AND SERVICES MUST BE VERIFIED AND ESTABLISHED ON SITE BEFORE ANY MECHANICAL EXCAVATING PLANT IS USED.
10. THE INFORMATION IS SUPPLIED WITHOUT PREJUDICE AND DOES NOT RELIEVE THE CONTRACTOR OF HIS RESPONSIBILITY TO CONTACT EACH OF THE RELEVANT UTILITY COMPANIES DIRECTLY AND TO SATISFY THEMSELVES OF THE LOCATIONS OF ALL SERVICES AND CELLARS PRIOR TO EXCAVATION WORKS.
11. FINAL POSITIONS OF MANHOLES / GULLY PITS TO BE FINALISED ON SITE WITH THE RESIDENT ENGINEER.
12. CONTRACTOR TO REFER TO SPECIFICATION APPENDIX 5/1 FOR DETAILS.
13. CONTRACTOR TO UNDERTAKE DRAINAGE WORKS IN ACCORDANCE WITH THE GREATER DUBLIN REGIONAL CODE OF PRACTICE.
14. CONNECTIONS TO EXISTING CULVERT TO BE UNDERTAKEN BY IRISH WATER.

This drawing has been prepared for the use of AECOM's client. It may not be used, modified, reproduced or relied upon by third parties, except as agreed by AECOM or as required by law. AECOM accepts no responsibility, and denies any liability, whatsoever, to any party that uses or relies on this drawing without AECOM's express written consent. All measurements must be obtained from the stated dimensions.



PROJECT
Fitzwilliam Cycle Route



CONSULTANT
AECOM
Adelphi Plaza
George's Street Upper
Dun Laoghaire Co. Dublin
Tel: +353(0)1 2383100 Fax: +353(0)1 2383199
www.aecom.com

ISSUE/REVISION	
A	JUNE 2022 ISSUED FOR TENDER
I/R	DATE DESCRIPTION

KEY PLAN

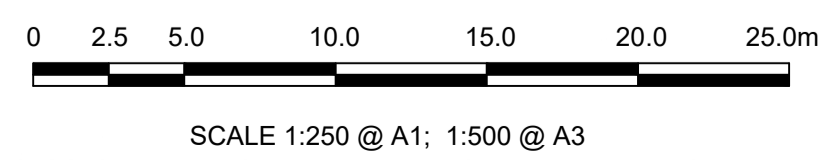
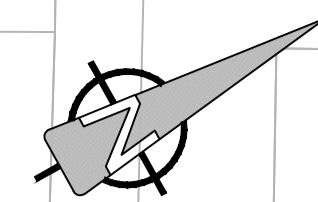
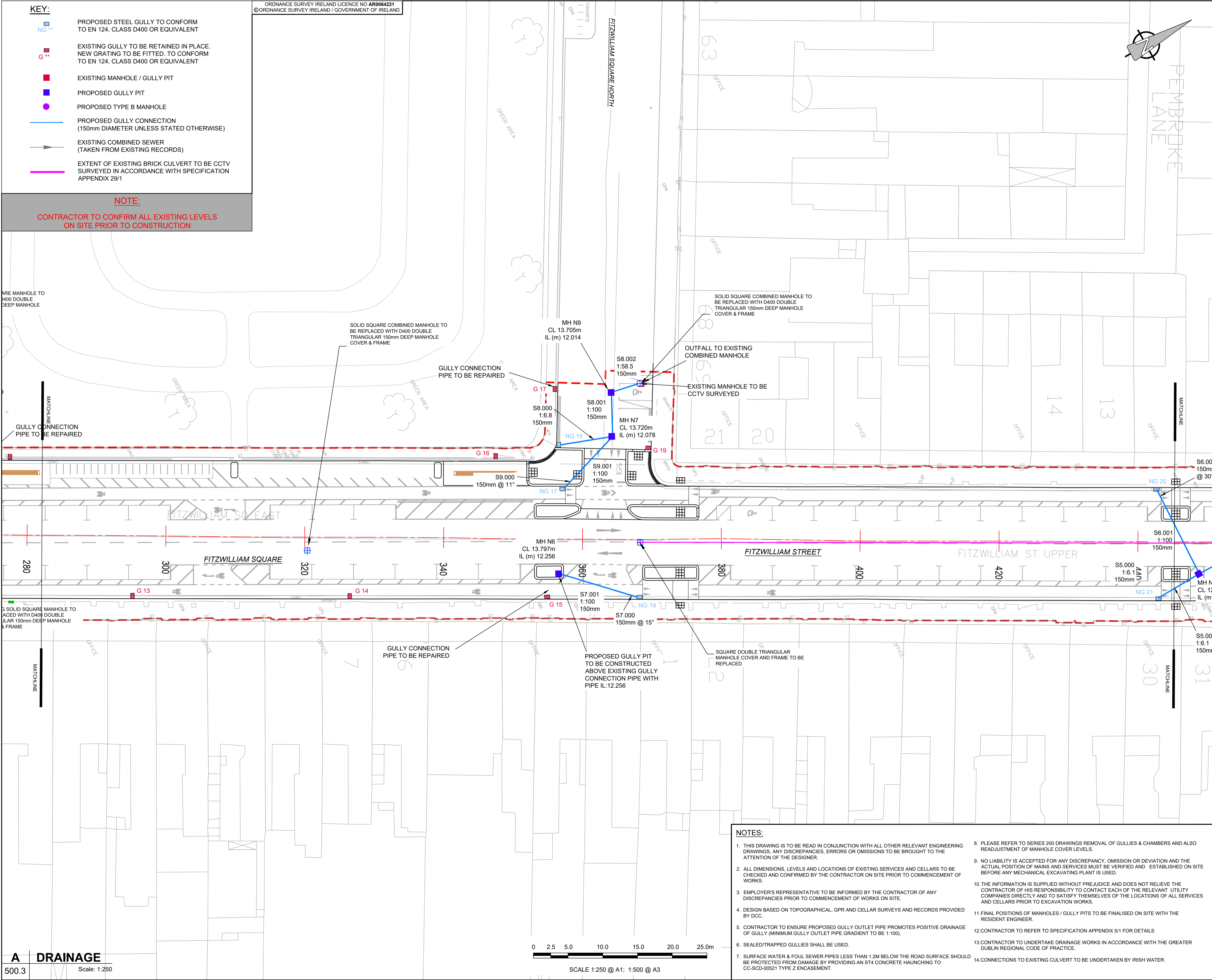
PROJECT NUMBER
60578028
SHEET TITLE
DRAINAGE SHEET 2 OF 6
SHEET NUMBER
60578028_DD_SHT-500.2

KEY:

- NG PROPOSED STEEL GULLY TO CONFORM TO EN 124, CLASS D400 OR EQUIVALENT
- G EXISTING GULLY TO BE RETAINED IN PLACE. NEW GRATING TO BE FITTED TO CONFORM TO EN 124, CLASS D400 OR EQUIVALENT
- EXISTING MANHOLE / GULLY PIT
- PROPOSED GULLY PIT
- PROPOSED TYPE B MANHOLE
- PROPOSED GULLY CONNECTION (150mm DIAMETER UNLESS STATED OTHERWISE)
- EXISTING COMBINED SEWER (TAKEN FROM EXISTING RECORDS)
- EXTENT OF EXISTING BRICK CULVERT TO BE CCTV SURVEYED IN ACCORDANCE WITH SPECIFICATION APPENDIX 29/1

NOTE:
CONTRACTOR TO CONFIRM ALL EXISTING LEVELS ON SITE PRIOR TO CONSTRUCTION

ORDNANCE SURVEY IRELAND LICENCE NO AR0064221
©ORDNANCE SURVEY IRELAND / GOVERNMENT OF IRELAND



- NOTES:**
1. THIS DRAWING IS TO BE READ IN CONJUNCTION WITH ALL OTHER RELEVANT ENGINEERING DRAWINGS, ANY DISCREPANCIES, ERRORS OR OMISSIONS TO BE BROUGHT TO THE ATTENTION OF THE DESIGNER.
 2. ALL DIMENSIONS, LEVELS AND LOCATIONS OF EXISTING SERVICES AND CELLARS TO BE CHECKED AND CONFIRMED BY THE CONTRACTOR ON SITE PRIOR TO COMMENCEMENT OF WORKS.
 3. EMPLOYER'S REPRESENTATIVE TO BE INFORMED BY THE CONTRACTOR OF ANY DISCREPANCIES PRIOR TO COMMENCEMENT OF WORKS ON SITE.
 4. DESIGN BASED ON TOPOGRAPHICAL, GPR AND CELLAR SURVEYS AND RECORDS PROVIDED BY DCC.
 5. CONTRACTOR TO ENSURE PROPOSED GULLY OUTLET PIPE PROMOTES POSITIVE DRAINAGE OF GULLY (MINIMUM GULLY OUTLET PIPE GRADIENT TO BE 1:100).
 6. SEALED/TRAPPED GULLIES SHALL BE USED.
 7. SURFACE WATER & FOUL SEWER PIPES LESS THAN 1.2M BELOW THE ROAD SURFACE SHOULD BE PROTECTED FROM DAMAGE BY PROVIDING AN ST4 CONCRETE HAUNCHING TO CC-SCD-00521 TYPE Z ENCASUREMENT.
 8. PLEASE REFER TO SERIES 200 DRAWINGS REMOVAL OF GULLIES & CHAMBERS AND ALSO READJUSTMENT OF MANHOLE COVER LEVELS.
 9. NO LIABILITY IS ACCEPTED FOR ANY DISCREPANCY, OMISSION OR DEVIATION AND THE ACTUAL POSITION OF MAINS AND SERVICES MUST BE VERIFIED AND ESTABLISHED ON SITE BEFORE ANY MECHANICAL EXCAVATING PLANT IS USED.
 10. THE INFORMATION IS SUPPLIED WITHOUT PREJUDICE AND DOES NOT RELIEVE THE CONTRACTOR OF HIS RESPONSIBILITY TO CONTACT EACH OF THE RELEVANT UTILITY COMPANIES DIRECTLY AND TO SATISFY THEMSELVES OF THE LOCATIONS OF ALL SERVICES AND CELLARS PRIOR TO EXCAVATION WORKS.
 11. FINAL POSITIONS OF MANHOLES / GULLY PITS TO BE FINALISED ON SITE WITH THE RESIDENT ENGINEER.
 12. CONTRACTOR TO REFER TO SPECIFICATION APPENDIX 5/1 FOR DETAILS.
 13. CONTRACTOR TO UNDERTAKE DRAINAGE WORKS IN ACCORDANCE WITH THE GREATER DUBLIN REGIONAL CODE OF PRACTICE.
 14. CONNECTIONS TO EXISTING CULVERT TO BE UNDERTAKEN BY IRISH WATER.



PROJECT
Fitzwilliam Cycle Route



CONSULTANT
AECOM
Adelphi Plaza
George's Street Upper
Dun Laoghaire Co. Dublin
Tel: +353(0)1 2383100 Fax: +353(0)1 2383199
www.aecom.com

ISSUE/REVISION

A	JUNE 2022	ISSUED FOR TENDER
I/R	DATE	DESCRIPTION

KEY PLAN

PROJECT NUMBER
60578028

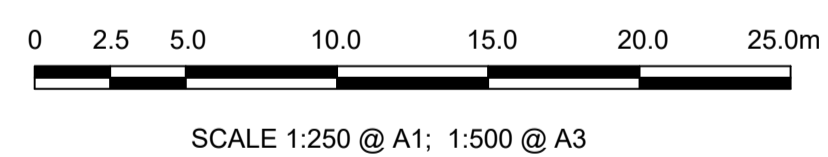
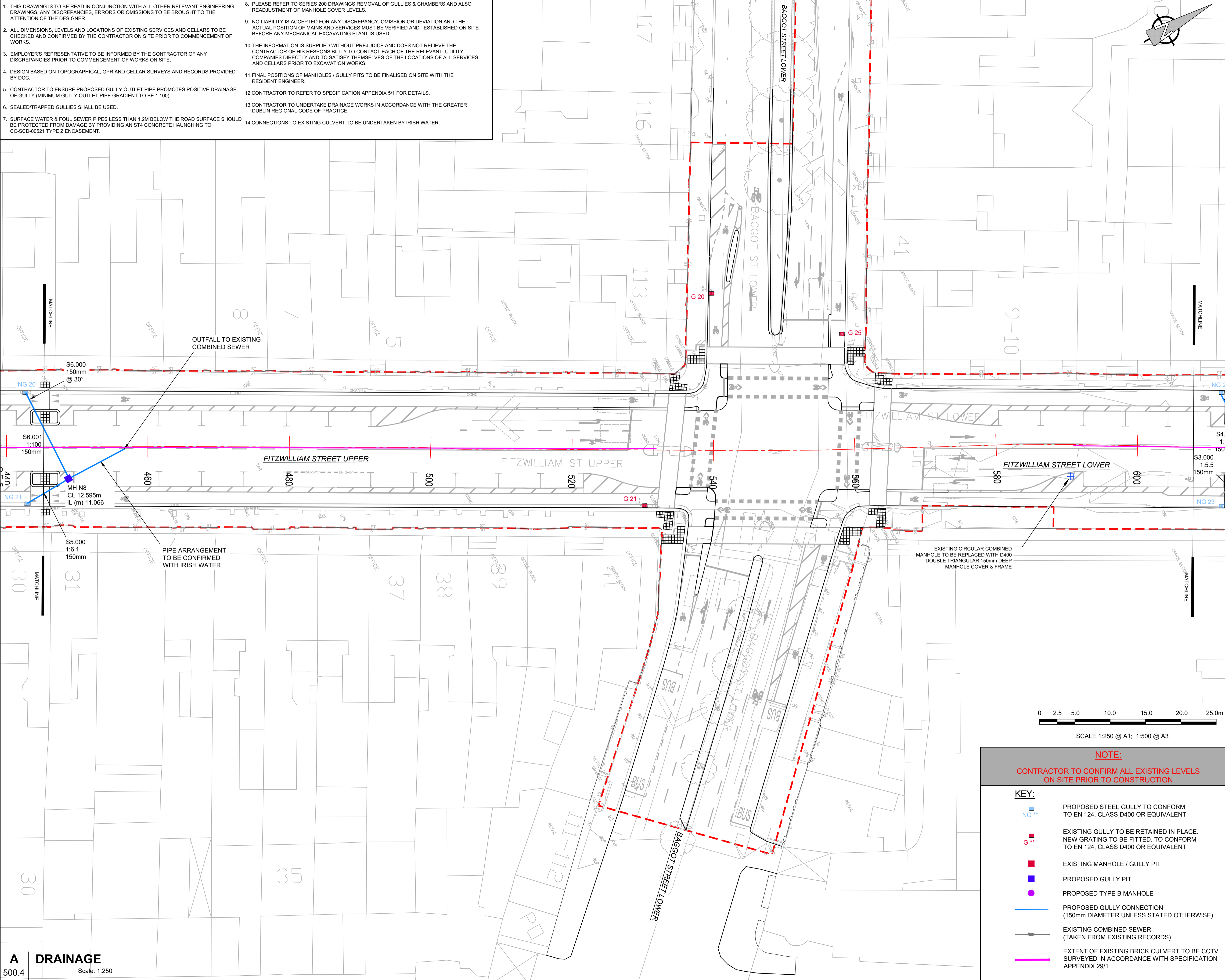
SHEET TITLE
DRAINAGE SHEET 3 OF 6

SHEET NUMBER
60578028_DD_SHT-500.3

This drawing has been prepared for the use of AECOM's client. It may not be used, modified, reproduced or relied upon by third parties, except as agreed by AECOM, or as required by law. AECOM accepts no responsibility, and denies any liability, whatsoever, to any party that uses or relies on this drawing without AECOM's express written consent. All measurements must be obtained from the stated dimensions.

- NOTES:**
- THIS DRAWING IS TO BE READ IN CONJUNCTION WITH ALL OTHER RELEVANT ENGINEERING DRAWINGS. ANY DISCREPANCIES, ERRORS OR OMISSIONS TO BE BROUGHT TO THE ATTENTION OF THE DESIGNER.
 - ALL DIMENSIONS, LEVELS AND LOCATIONS OF EXISTING SERVICES AND CELLARS TO BE CHECKED AND CONFIRMED BY THE CONTRACTOR ON SITE PRIOR TO COMMENCEMENT OF WORKS.
 - EMPLOYER'S REPRESENTATIVE TO BE INFORMED BY THE CONTRACTOR OF ANY DISCREPANCIES PRIOR TO COMMENCEMENT OF WORKS ON SITE.
 - DESIGN BASED ON TOPOGRAPHICAL, GPR AND CELLAR SURVEYS AND RECORDS PROVIDED BY DCC.
 - CONTRACTOR TO ENSURE PROPOSED GULLY OUTLET PIPE PROMOTES POSITIVE DRAINAGE OF GULLY (MINIMUM GULLY OUTLET PIPE GRADIENT TO BE 1:100).
 - SEALED/TRAPPED GULLIES SHALL BE USED.
 - SURFACE WATER & FOUL SEWER PIPES LESS THAN 1.2M BELOW THE ROAD SURFACE SHOULD BE PROTECTED FROM DAMAGE BY PROVIDING AN ST4 CONCRETE HAUNCHING TO CC-SCD-00521 TYPE Z ENCASEMENT.
 - PLEASE REFER TO SERIES 200 DRAWINGS REMOVAL OF GULLIES & CHAMBERS AND ALSO READJUSTMENT OF MANHOLE COVER LEVELS.
 - NO LIABILITY IS ACCEPTED FOR ANY DISCREPANCY, OMISSION OR DEVIATION AND THE ACTUAL POSITION OF MAINS AND SERVICES MUST BE VERIFIED AND ESTABLISHED ON SITE BEFORE ANY MECHANICAL EXCAVATING PLANT IS USED.
 - THE INFORMATION IS SUPPLIED WITHOUT PREJUDICE AND DOES NOT RELIEVE THE CONTRACTOR OF HIS RESPONSIBILITY TO CONTACT EACH OF THE RELEVANT UTILITY COMPANIES DIRECTLY AND TO SATISFY THEMSELVES OF THE LOCATIONS OF ALL SERVICES AND CELLARS PRIOR TO EXCAVATION WORKS.
 - FINAL POSITIONS OF MANHOLES / GULLY PITS TO BE FINALISED ON SITE WITH THE RESIDENT ENGINEER.
 - CONTRACTOR TO REFER TO SPECIFICATION APPENDIX 5/1 FOR DETAILS.
 - CONTRACTOR TO UNDERTAKE DRAINAGE WORKS IN ACCORDANCE WITH THE GREATER DUBLIN REGIONAL CODE OF PRACTICE.
 - CONNECTIONS TO EXISTING CULVERT TO BE UNDERTAKEN BY IRISH WATER.

ORDNANCE SURVEY IRELAND LICENCE NO AR0064221
©ORDNANCE SURVEY IRELAND / GOVERNMENT OF IRELAND



NOTE:
CONTRACTOR TO CONFIRM ALL EXISTING LEVELS ON SITE PRIOR TO CONSTRUCTION

- KEY:**
- NG ** PROPOSED STEEL GULLY TO CONFORM TO EN 124, CLASS D400 OR EQUIVALENT
 - G ** EXISTING GULLY TO BE RETAINED IN PLACE. NEW GRATING TO BE FITTED. TO CONFORM TO EN 124, CLASS D400 OR EQUIVALENT
 - EXISTING MANHOLE / GULLY PIT
 - PROPOSED GULLY PIT
 - PROPOSED TYPE B MANHOLE
 - PROPOSED GULLY CONNECTION (150mm DIAMETER UNLESS STATED OTHERWISE)
 - EXISTING COMBINED SEWER (TAKEN FROM EXISTING RECORDS)
 - EXTENT OF EXISTING BRICK CULVERT TO BE CCTV SURVEYED IN ACCORDANCE WITH SPECIFICATION APPENDIX 29/1

A DRAINAGE
500.4 Scale: 1:250



PROJECT
Fitzwilliam Cycle Route



CONSULTANT
AECOM
Adelphi Plaza
George's Street Upper
Dun Laoghaire Co. Dublin
Tel: +353(0)1 2383100 Fax: +353(0)1 2383199
www.aecom.com

ISSUE/REVISION

I/R	DATE	DESCRIPTION
A	JUNE 2022	ISSUED FOR TENDER

KEY PLAN

PROJECT NUMBER
60578028

SHEET TITLE
DRAINAGE SHEET 4 OF 6

SHEET NUMBER
60578028_DD_SHT-500.4

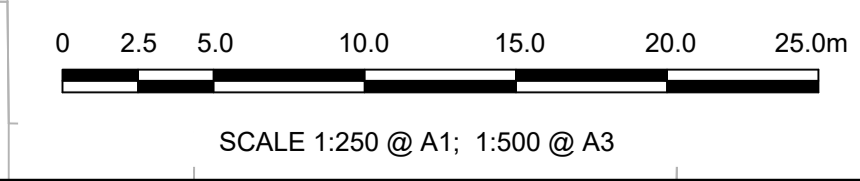

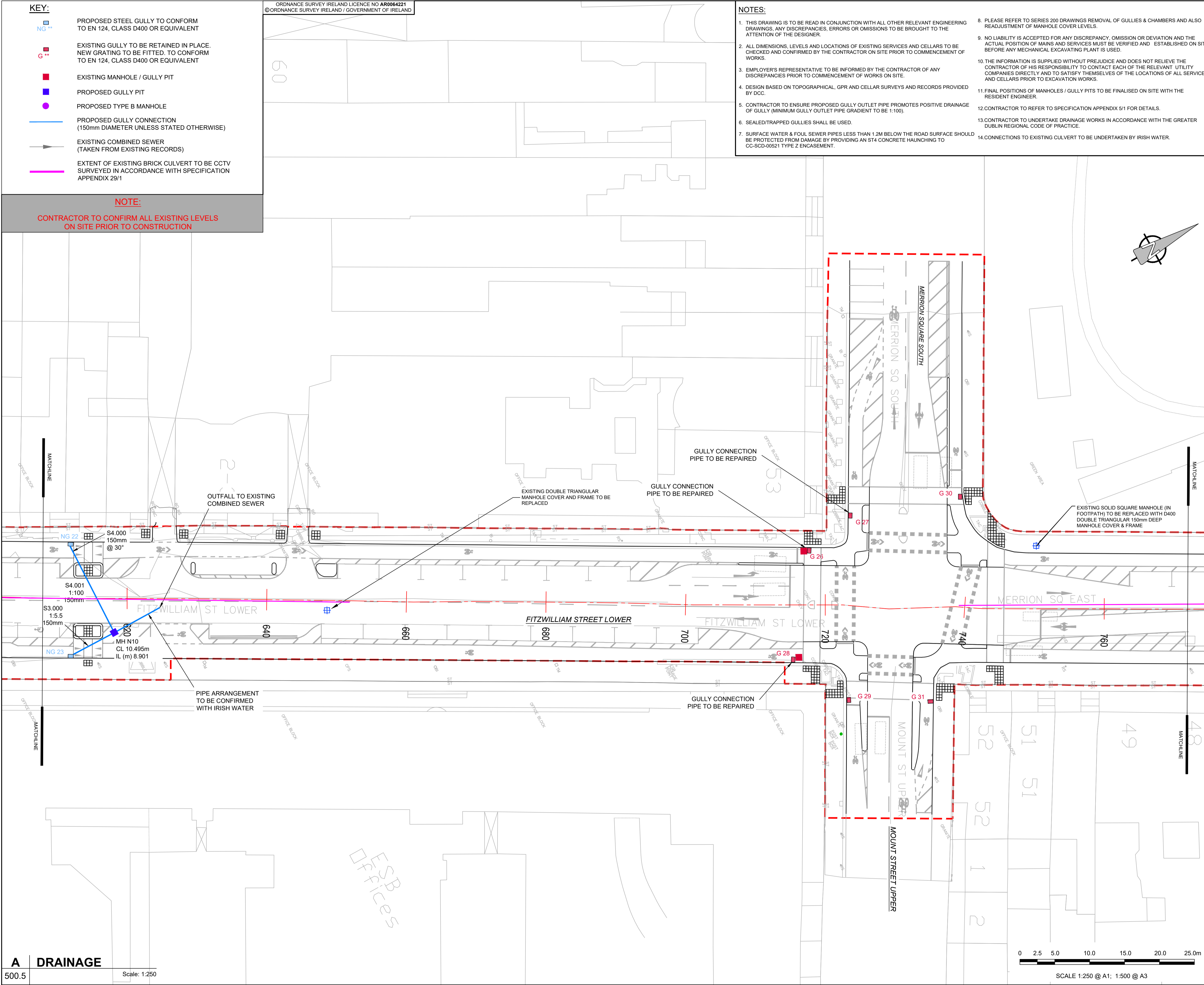
This drawing has been prepared for the use of AECOM's client. It may not be used, modified, reproduced or relied upon by third parties, except as agreed by AECOM or as required by law. AECOM accepts no responsibility, and denies any liability whatsoever, to any party that uses or relies on this drawing without AECOM's express written consent. All measurements must be obtained from the stated dimensions.

- KEY:**
- NG \pm PROPOSED STEEL GULLY TO CONFORM TO EN 124, CLASS D400 OR EQUIVALENT
 - G \pm EXISTING GULLY TO BE RETAINED IN PLACE. NEW GRATING TO BE FITTED TO CONFORM TO EN 124, CLASS D400 OR EQUIVALENT
 - EXISTING MANHOLE / GULLY PIT
 - PROPOSED GULLY PIT
 - PROPOSED TYPE B MANHOLE
 - PROPOSED GULLY CONNECTION (150mm DIAMETER UNLESS STATED OTHERWISE)
 - EXISTING COMBINED SEWER (TAKEN FROM EXISTING RECORDS)
 - EXTENT OF EXISTING BRICK CULVERT TO BE CCTV SURVEYED IN ACCORDANCE WITH SPECIFICATION APPENDIX 29/1

ORDNANCE SURVEY IRELAND LICENCE NO AR0064221
© ORDNANCE SURVEY IRELAND / GOVERNMENT OF IRELAND

- NOTES:**
1. THIS DRAWING IS TO BE READ IN CONJUNCTION WITH ALL OTHER RELEVANT ENGINEERING DRAWINGS. ANY DISCREPANCIES, ERRORS OR OMISSIONS TO BE BROUGHT TO THE ATTENTION OF THE DESIGNER.
 2. ALL DIMENSIONS, LEVELS AND LOCATIONS OF EXISTING SERVICES AND CELLARS TO BE CHECKED AND CONFIRMED BY THE CONTRACTOR ON SITE PRIOR TO COMMENCEMENT OF WORKS.
 3. EMPLOYER'S REPRESENTATIVE TO BE INFORMED BY THE CONTRACTOR OF ANY DISCREPANCIES PRIOR TO COMMENCEMENT OF WORKS ON SITE.
 4. DESIGN BASED ON TOPOGRAPHICAL, GPR AND CELLAR SURVEYS AND RECORDS PROVIDED BY DCC.
 5. CONTRACTOR TO ENSURE PROPOSED GULLY OUTLET PIPE PROMOTES POSITIVE DRAINAGE OF GULLY (MINIMUM GULLY OUTLET PIPE GRADIENT TO BE 1:100).
 6. SEALED/TRAPPED GULLIES SHALL BE USED.
 7. SURFACE WATER & FOUL SEWER PIPES LESS THAN 1.2M BELOW THE ROAD SURFACE SHOULD BE PROTECTED FROM DAMAGE BY PROVIDING AN ST4 CONCRETE HAUNCHING TO CC-SCD-09521 TYPE Z ENCASEMENT.
 8. PLEASE REFER TO SERIES 200 DRAWINGS REMOVAL OF GULLIES & CHAMBERS AND ALSO READJUSTMENT OF MANHOLE COVER LEVELS.
 9. NO LIABILITY IS ACCEPTED FOR ANY DISCREPANCY, OMISSION OR DEVIATION AND THE ACTUAL POSITION OF MAINS AND SERVICES MUST BE VERIFIED AND ESTABLISHED ON SITE BEFORE ANY MECHANICAL EXCAVATING PLANT IS USED.
 10. THE INFORMATION IS SUPPLIED WITHOUT PREJUDICE AND DOES NOT RELIEVE THE CONTRACTOR OF HIS RESPONSIBILITY TO CONTACT EACH OF THE RELEVANT UTILITY COMPANIES DIRECTLY AND TO SATISFY THEMSELVES OF THE LOCATIONS OF ALL SERVICES AND CELLARS PRIOR TO EXCAVATION WORKS.
 11. FINAL POSITIONS OF MANHOLES / GULLY PITS TO BE FINALISED ON SITE WITH THE RESIDENT ENGINEER.
 12. CONTRACTOR TO REFER TO SPECIFICATION APPENDIX 5/1 FOR DETAILS.
 13. CONTRACTOR TO UNDERTAKE DRAINAGE WORKS IN ACCORDANCE WITH THE GREATER DUBLIN REGIONAL CODE OF PRACTICE.
 14. CONNECTIONS TO EXISTING CULVERT TO BE UNDERTAKEN BY IRISH WATER.

NOTE:
CONTRACTOR TO CONFIRM ALL EXISTING LEVELS ON SITE PRIOR TO CONSTRUCTION



A DRAINAGE
500.5 Scale: 1:250

AECOM

PROJECT
Fitzwilliam Cycle Route

CLIENT
Comhairle Cathrach
Bhaile Átha Cliath
Dublin City Council

NTA
Údarás Náisiúnta Iompair
National Transport Authority

Project Ireland 2040
Building Ireland's Future

CONSULTANT
AECOM
Adelphi Plaza
George's Street Upper
Dun Laoghaire Co.Dublin
Tel:+353(0)1 2383100 Fax:+353(0)1 2383199
www.aecom.com

ISSUE/REVISION

A	JUNE 2022	ISSUED FOR TENDER
I/R	DATE	DESCRIPTION

KEY PLAN

PROJECT NUMBER
60578028

SHEET TITLE
DRAINAGE
SHEET 5 OF 6

SHEET NUMBER
60578028_DD_SHT-500.5

This drawing has been prepared for the use of AECOM's client. It may not be used, modified, reproduced or relied upon by third parties, except as agreed by AECOM or as required by law. AECOM accepts no responsibility, and denies any liability, whatsoever, to any party that uses or relies on this drawing without AECOM's express written consent. Do not scale this document. All measurements must be obtained from the stated dimensions.

- KEY:**
- NG 150mm x 841mm
 - G 150mm x 841mm
 - EXISTING MANHOLE / GULLY PIT
 - PROPOSED GULLY PIT
 - PROPOSED TYPE B MANHOLE
 - PROPOSED GULLY CONNECTION (150mm DIAMETER UNLESS STATED OTHERWISE)
 - EXISTING COMBINED SEWER (TAKEN FROM EXISTING RECORDS)
 - EXTENT OF EXISTING BRICK CULVERT TO BE CCTV SURVEYED IN ACCORDANCE WITH SPECIFICATION APPENDIX 29/1

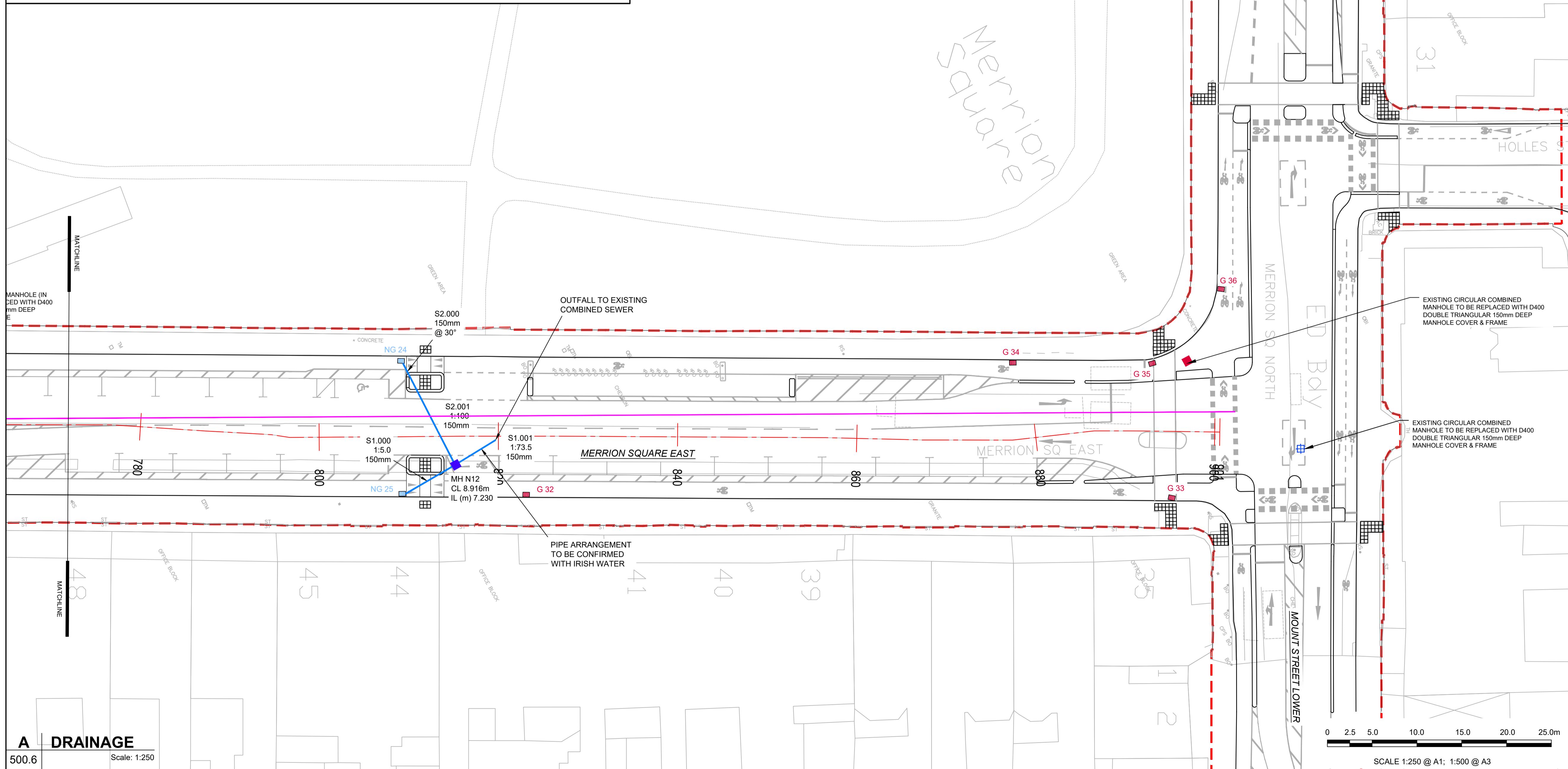
ORDNANCE SURVEY IRELAND LICENCE NO AR0064221
©ORDNANCE SURVEY IRELAND / GOVERNMENT OF IRELAND

NOTE:

CONTRACTOR TO CONFIRM ALL EXISTING LEVELS ON SITE PRIOR TO CONSTRUCTION

NOTES:

1. THIS DRAWING IS TO BE READ IN CONJUNCTION WITH ALL OTHER RELEVANT ENGINEERING DRAWINGS, ANY DISCREPANCIES, ERRORS OR OMISSIONS TO BE BROUGHT TO THE ATTENTION OF THE DESIGNER.
2. ALL DIMENSIONS, LEVELS AND LOCATIONS OF EXISTING SERVICES AND CELLARS TO BE CHECKED AND CONFIRMED BY THE CONTRACTOR ON SITE PRIOR TO COMMENCEMENT OF WORKS.
3. EMPLOYER'S REPRESENTATIVE TO BE INFORMED BY THE CONTRACTOR OF ANY DISCREPANCIES PRIOR TO COMMENCEMENT OF WORKS ON SITE.
4. DESIGN BASED ON TOPOGRAPHICAL, GPR AND CELLAR SURVEYS AND RECORDS PROVIDED BY DCC.
5. CONTRACTOR TO ENSURE PROPOSED GULLY OUTLET PIPE PROMOTES POSITIVE DRAINAGE OF GULLY (MINIMUM GULLY OUTLET PIPE GRADIENT TO BE 1:100).
6. SEALED/TRAPPED GULLIES SHALL BE USED.
7. SURFACE WATER & FOUL SEWER PIPES LESS THAN 1.2M BELOW THE ROAD SURFACE SHOULD BE PROTECTED FROM DAMAGE BY PROVIDING AN ST4 CONCRETE HAUNCHING TO CC-SCD-00521 TYPE Z ENCASUREMENT.
8. PLEASE REFER TO SERIES 200 DRAWINGS REMOVAL OF GULLIES & CHAMBERS AND ALSO READJUSTMENT OF MANHOLE COVER LEVELS.
9. NO LIABILITY IS ACCEPTED FOR ANY DISCREPANCY, OMISSION OR DEVIATION AND THE ACTUAL POSITION OF MAINS AND SERVICES MUST BE VERIFIED AND ESTABLISHED ON SITE BEFORE ANY MECHANICAL EXCAVATING PLANT IS USED.
10. THE INFORMATION IS SUPPLIED WITHOUT PREJUDICE AND DOES NOT RELIEVE THE CONTRACTOR OF HIS RESPONSIBILITY TO CONTACT EACH OF THE RELEVANT UTILITY COMPANIES DIRECTLY AND TO SATISFY THEMSELVES OF THE LOCATIONS OF ALL SERVICES AND CELLARS PRIOR TO EXCAVATION WORKS.
11. FINAL POSITIONS OF MANHOLES / GULLY PITS TO BE FINALISED ON SITE WITH THE RESIDENT ENGINEER.
12. CONTRACTOR TO REFER TO SPECIFICATION APPENDIX 5/1 FOR DETAILS.
13. CONTRACTOR TO UNDERTAKE DRAINAGE WORKS IN ACCORDANCE WITH THE GREATER DUBLIN REGIONAL CODE OF PRACTICE.
14. CONNECTIONS TO EXISTING CULVERT TO BE UNDERTAKEN BY IRISH WATER.



A DRAINAGE
500.6 Scale: 1:250

0 2.5 5.0 10.0 15.0 20.0 25.0m
SCALE 1:250 @ A1; 1:500 @ A3



PROJECT
Fitzwilliam Cycle Route



CONSULTANT
AECOM
Adelphi Plaza
George's Street Upper
Dun Laoghaire Co. Dublin
Tel: +353(0)1 2383100 Fax: +353(0)1 2383199
www.aecom.com

ISSUE/REVISION

NO.	DATE	DESCRIPTION
A	JUNE 2022	ISSUED FOR TENDER
I/R	DATE	DESCRIPTION

KEY PLAN

PROJECT NUMBER
60578028
SHEET TITLE
DRAINAGE SHEET 6 OF 6
SHEET NUMBER
60578028_DD_SHT-500.6

This drawing has been prepared for the use of AECOM's client. It may not be used, modified, reproduced or relied upon by third parties, except as agreed by AECOM or as required by law. AECOM accepts no responsibility, and denies any liability, whatsoever, to any party that uses or relies on this drawing without AECOM's express written consent. Do not scale this document. All measurements must be obtained from the stated dimensions.