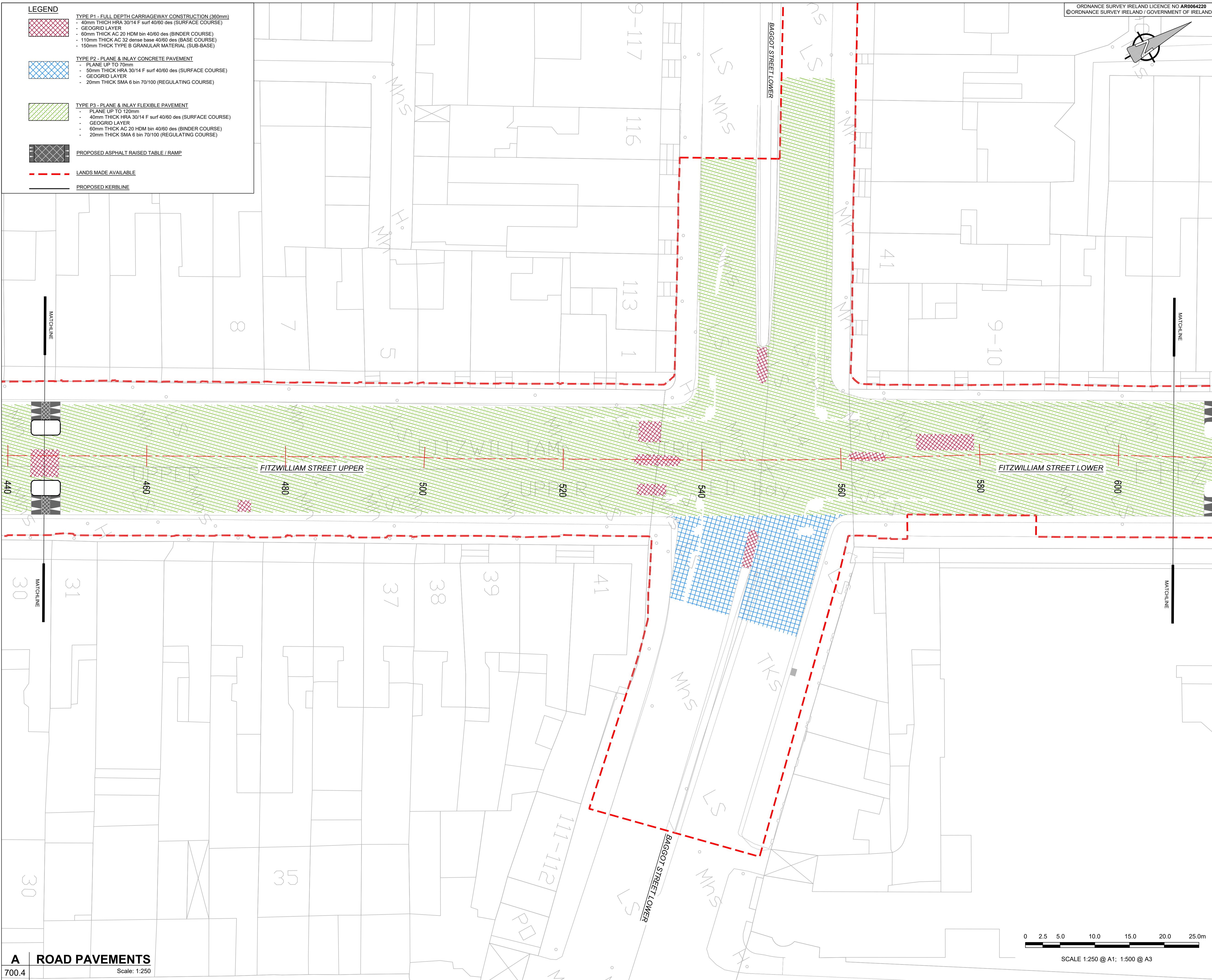
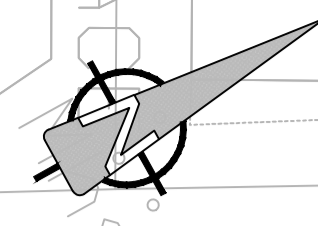


ISO A1 594mm x 841mm
 Approved: BMCM
 Checked: AM
 Designer: SJ
 Project Management Initials:
 Last saved by: MEHANT/2022.06.30
 Last Picked: 2022.06.30
 Filename: I:\EU\AECOM\NET\COMEM\AIUK\IED\DL2\UBSPR-298627_FITZWILLIAM_CYCLE_ROUTE_DCC900_CAD_GSB910_CAD20-SHEETS\DETAILED DESIGN\60578028_DD_700_A.DWG



ORDNANCE SURVEY IRELAND LICENCE NO AR0064220
 ©ORDNANCE SURVEY IRELAND / GOVERNMENT OF IRELAND



PROJECT
 Fitzwilliam Cycle Route



CONSULTANT
 AECOM
 Adelphi Plaza
 George's Street Upper
 Dun Laoghaire Co.Dublin
 Tel:+353(0)1 2383100 Fax:+353(0)1 2383199
 www.aecom.com

- NOTES:**
- THIS DRAWING IS TO BE READ IN CONJUNCTION WITH ALL OTHER RELEVANT ARCHITECTURAL AND ENGINEERING DRAWINGS. ANY DISCREPANCIES, ERRORS OR OMISSIONS TO BE BROUGHT TO THE ATTENTION OF THE DESIGNER.
 - ALL DIMENSIONS TO BE CHECKED BY THE CONTRACTOR ON SITE PRIOR TO COMMENCEMENT OF WORKS.
 - EMPLOYER'S REPRESENTATIVE TO BE INFORMED BY THE CONTRACTOR OF ANY DISCREPANCIES PRIOR TO THE COMMENCEMENT OF WORKS ON SITE.
 - DIMENSIONS OF ALL BOUNDARIES AND ADJOINING ROADS TO BE CHECKED ON SITE PRIOR TO COMMENCEMENT OF WORKS.
 - ALL MEASUREMENTS AND COORDINATES TO BE CHECKED ON SITE.
 - REFER TO SPECIFICATION APPENDICES 7/1, 7/4, AND 7/9 FOR DETAILS.
 - REFER TO CONSTRUCTION STANDARDS FOR ROAD AND STREET WORKS IN DUBLIN CITY COUNCIL.
 - EXISTING HERITAGE SETTS IN CHANNEL LINE TO BE PROTECTED IN PLACE. CONTRACTOR TO MINIMISE DISRUPTION TO THESE HERITAGE SETTS.
 - EXISTING CONCRETE CHANNEL, WHERE PRESENT, IS NOT TO BE INCLUDED IN THE WORKS I.E. PLANE AND RESURFACE EDGE OF CONCRETE CHANNEL TO EDGE OF CONCRETE CHANNEL WHERE SUCH A CHANNEL EXISTS. ALL OTHER LOCATIONS PLANE AND RESURFACE KERB TO KERB.
 - ROAD SURFACE PAVEMENT JOINTS TO BE LAID IN THE LOCATION OF PROPOSED LANE MARKINGS

ISSUE/REVISION

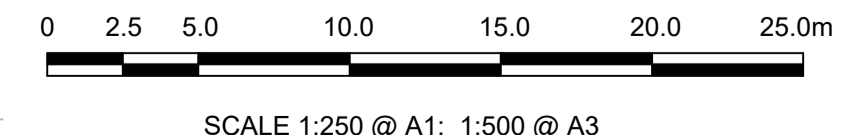
NO	DATE	DESCRIPTION
A	JUNE 2022	ISSUED FOR TENDER
I/R	DATE	DESCRIPTION

KEY PLAN

PROJECT NUMBER
 60578028

SHEET TITLE
 ROAD PAVEMENTS
 SHEET 4 OF 6

SHEET NUMBER
 60578028_DD-SHT_700.4



A ROAD PAVEMENTS
 700.4
 Scale: 1:250

This drawing has been prepared for the use of AECOM's client. It may not be used, modified, reproduced or relied upon by third parties, except as agreed by AECOM or as required by law. AECOM accepts no responsibility, and denies any liability, whatsoever, to any party that uses or relies on this drawing without AECOM's express written consent. Do not scale this document. All measurements must be obtained from the stated dimensions.