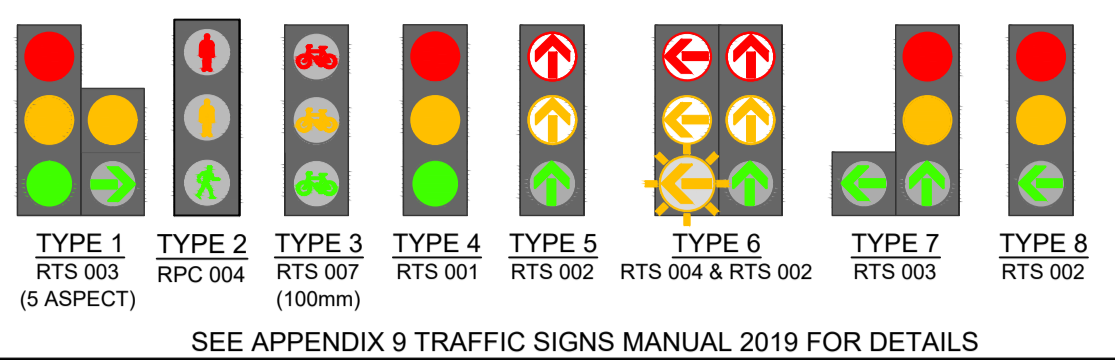


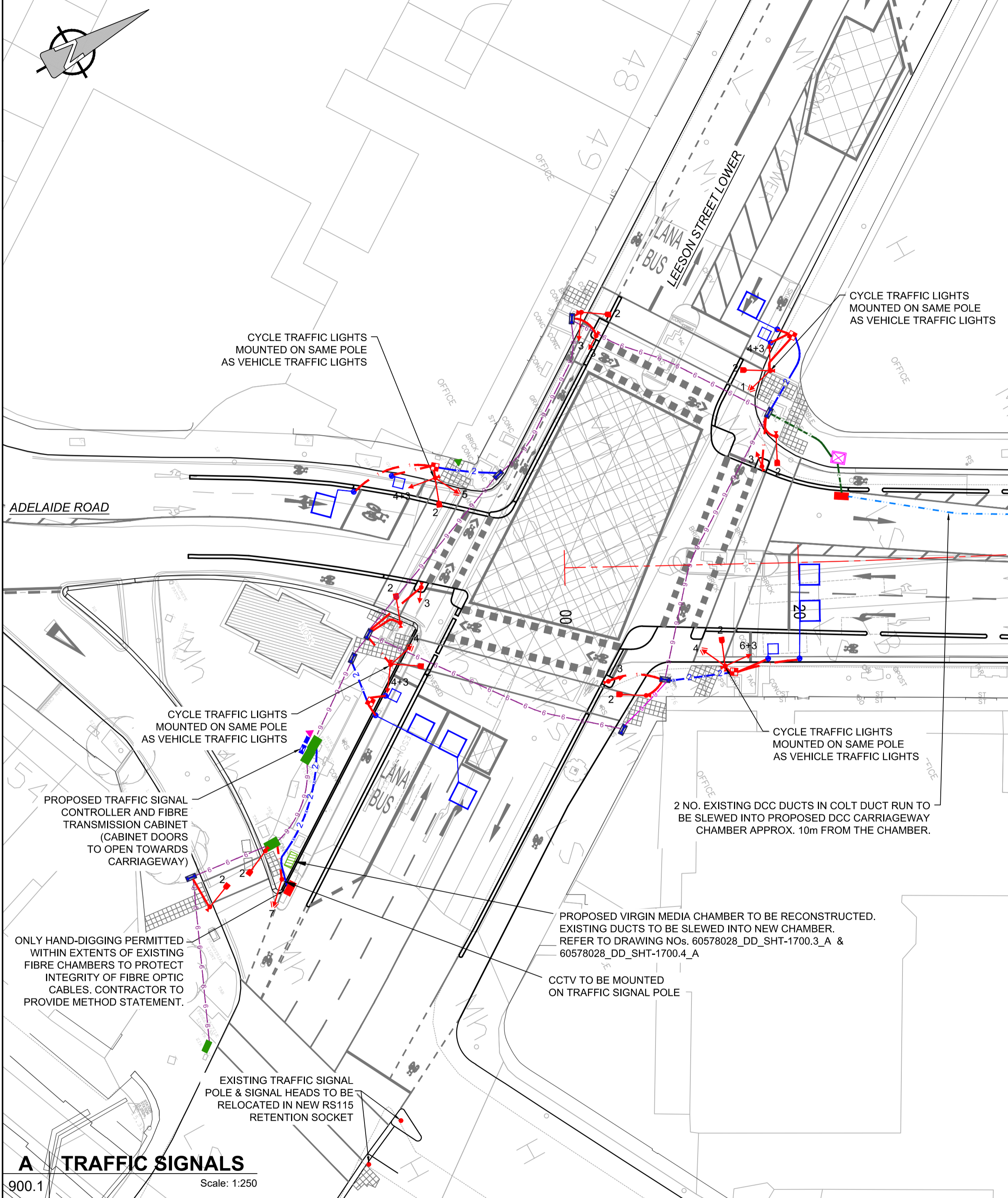
ISO A1 594mm x 841mm  
 Approved: BMCM  
 Checked: AM  
 Designer: TM  
 Project Management Initials:  
 DWG  
 A.DWG  
 Last saved by: MEHANT(2022-06-29) Last Plotter: 2022-06-30  
 Filename: I:\EU\AECOM\NET\COMEM\UK\IEDL2\UBSPR-298627\_FITZWILLIAM\_CYCLE\_ROUTE\_DCC900\_CAD\_GS910\_CAD20-SHEETS\DETAILED DESIGN\60578028\_DD\_900\_A.DWG

ORDNANCE SURVEY IRELAND LICENCE NO AR0064221  
 ©ORDNANCE SURVEY IRELAND / GOVERNMENT OF IRELAND

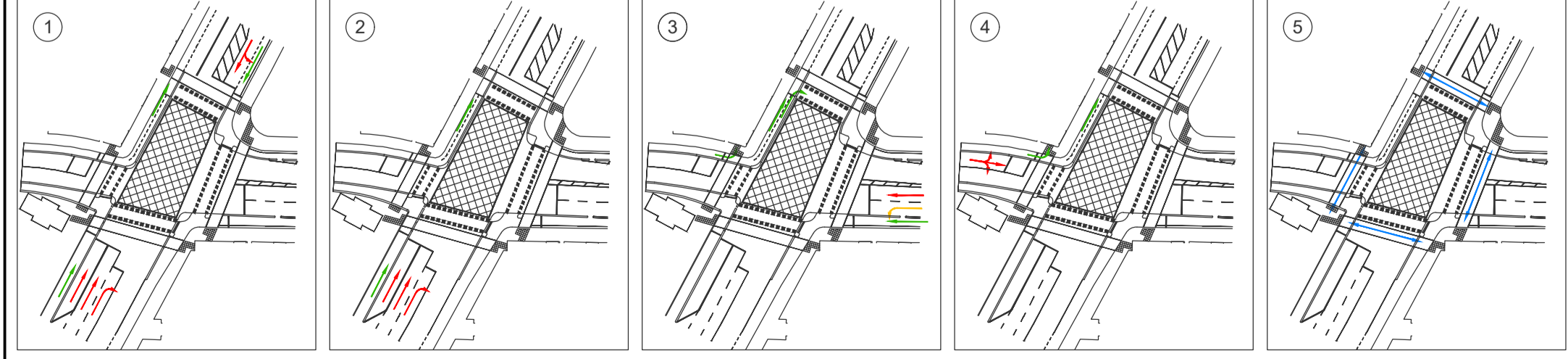
**TRAFFIC SIGNAL HEADS SCHEDULE**



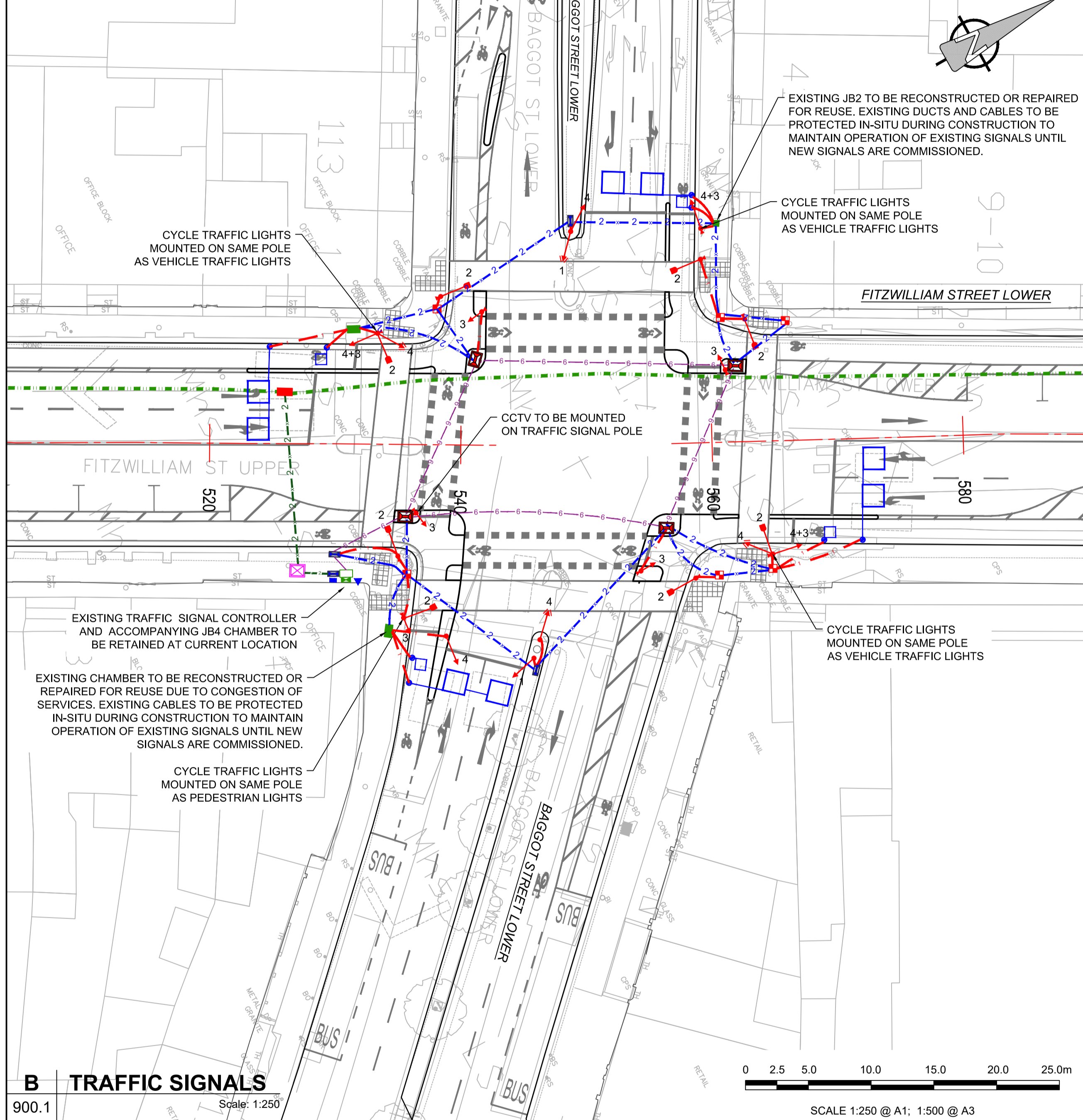
SEE APPENDIX 9 TRAFFIC SIGNS MANUAL 2019 FOR DETAILS



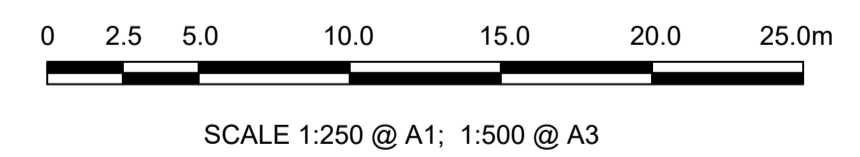
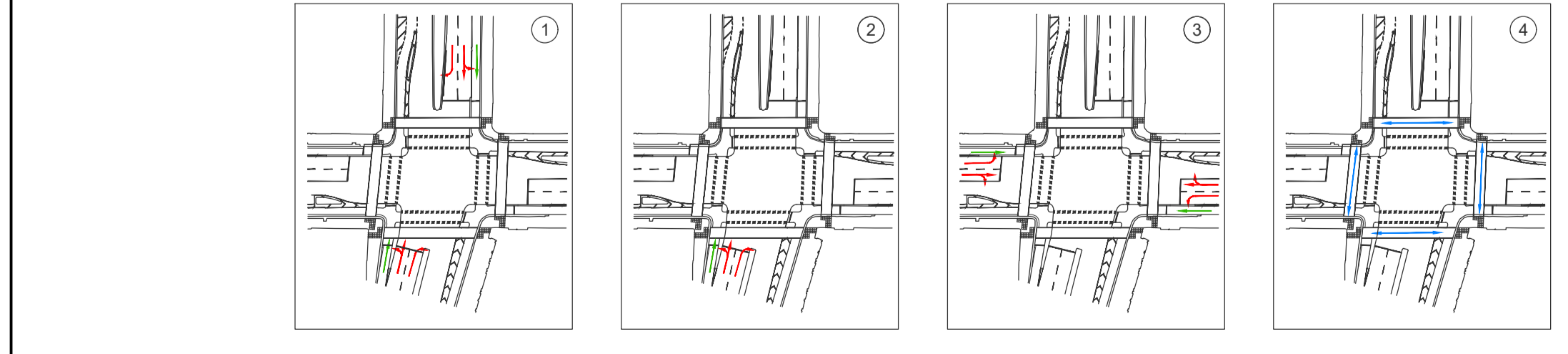
**STAGING PLAN DIAGRAM**  
 ADELAIDE ROAD / LEESON STREET / FITZWILLIAM PLACE



- KEY:**
- PROPOSED PRIMARY SIGNAL HEAD AND TYPE No. (REFER TO TRAFFIC SIGNAL HEADS SCHEDULE)
  - PROPOSED SECONDARY SIGNAL HEAD AND TYPE No. (REFER TO TRAFFIC SIGNAL HEADS SCHEDULE)
  - PROPOSED PEDESTRIAN SIGNAL
  - PROPOSED PEDESTRIAN DEMAND PUSH BUTTON UNIT
  - PROPOSED TRAFFIC SIGNALS POLE MOUNTED ON POLE RETENTION SOCKET
  - PROPOSED 1x110 HDPE DUCT (TRAFFIC SIGNALS)
  - PROPOSED 2x110 HDPE DUCT (TRAFFIC SIGNALS)
  - PROPOSED 2x110 HDPE DUCT (FIBRE)
  - PROPOSED 4x110 HDPE DUCT (FIBRE)
  - PROPOSED 6x110 HDPE DUCT (2xFIBRE, 4xTRAFFIC SIGNALS)
  - EXISTING SIGNAL CONTROLLER TO REMAIN IN PLACE
  - PROPOSED SIGNAL CONTROLLER
  - PROPOSED FIBRE TRANSMISSION CABINET
  - PROPOSED NAL LOOP BOX
  - PROPOSED SCATS INDUCTION LOOP
  - PROPOSED SCATS INDUCTION LOOP FOR CYCLISTS
  - EXISTING MINI-PILLAR TO BE RETAINED
  - EXISTING MICRO-PILLAR TO BE RELOCATED
  - PROPOSED MICRO-PILLAR
  - PROPOSED JB1 CHAMBER REFER TO TD-A-500-016 FOR DETAILS.
  - PROPOSED JB2 CHAMBER REFER TO TD-A-500-016 FOR DETAILS.
  - PROPOSED JB4 CHAMBER REFER TO TD-A-500-016 FOR DETAILS.
  - PROPOSED JB4 CARRIAGEWAY CHAMBER REFER TO STD-500-DC-019, WITH DIMENSIONS ADJUSTED TO SUIT A JB4
  - PROPOSED 1200x600mm CARRIAGEWAY CHAMBER. REFER TO STD-500-DC-018 FOR DETAILS.
  - PROPOSED 600x600mm CARRIAGEWAY CHAMBER. REFER TO STD-500-DC-019 FOR DETAILS.
  - EXISTING TRAFFIC CHAMBER TO BE RE-USED
  - EXISTING COLT CARRIAGEWAY CHAMBER (TAKEN FROM COLT AS CONSTRUCTED DRAWINGS MM2252-AB001 & MM2252-AB002 - LOCATIONS ARE INDICATIVE)
  - EXISTING DCC SPARE DUCTING (TAKEN FROM COLT AS CONSTRUCTED DRAWINGS MM2252-AB001 & MM2252-AB002 - LOCATIONS ARE INDICATIVE)
  - AREA PROVIDED BY THE EMPLOYER



**STAGING PLAN DIAGRAM**  
 FITZWILLIAM STREET / BAGGOT STREET LOWER



**PROJECT**  
 Fitzwilliam Cycle Route



**CONSULTANT**  
 AECOM  
 Adelphi Plaza  
 George's Street Upper  
 Dun Laoghaire Co. Dublin  
 Tel: +353(0)1 2383100 Fax: +353(0)1 2383199  
 www.aecom.com

- TRAFFIC SIGNALS NOTES:**
- TRAFFIC SIGNAL DUCTS (CONTINUOUS LINE) ARE SMOOTH BORE 100MM DIA. HDPE (RED, MARKED 'TRAFFIC') EXCEPT WHEN DETAILED OTHERWISE. NUMBER OF DUCTS BETWEEN CHAMBERS IS INDICATED ADJACENT TO THAT DUCT RUN WITH A NUMBER.
  - TRAFFIC SIGNAL CONTROLLER TO BE SCATS COMPLIANT.
  - PLEASE REFER TO APPENDIX 12/5 OF THE SPECIFICATION FOR FURTHER DETAILS.
  - FOR SIGNAL HEAD CONFIGURATIONS, REFER TO APPENDIX 9A TRAFFIC SIGNS MANUAL 2019.
  - FIBRE DUCTS (CONTINUOUS LINE) ARE SMOOTH BORE 100MM DIA. HDPE (GREEN, MARKED 'FIBRE') EXCEPT WHEN DETAILED OTHERWISE. NUMBER OF DUCTS BETWEEN CHAMBERS IS INDICATED ADJACENT TO THAT DUCT RUN WITH A NUMBER.
  - POSITION OF DUCTING, CHAMBERS, POLES AND INDUCTION LOOPS TO BE AGREED WITH SIGNALS CONTRACTOR, DCC TRAFFIC OFFICERS, AND EMPLOYER'S REPRESENTATIVE.
  - EXISTING TRAFFIC SIGNALS TO REMAIN OPERATIONAL UNTIL NEW SIGNALS ARE COMMISSIONED. EXISTING SIGNAL CABLEING TO BE PROTECTED DURING THE WORKS.
  - TRAFFIC SIGNALS TO BE INSTALLED TO PROVIDE A MINIMUM LATERAL CLEARANCE OF 450MM FROM THE ADJACENT CARRIAGEWAY / CYCLEWAY EDGE. PUSH BUTTON UNITS TO BE INSTALLED WITHIN 500MM OF THE EDGE OF TACTILE PAVING.
  - DUE TO THE PRESENCE OF EXISTING SERVICES AND CELLARS, ONLY HAND-DIGGING WILL BE PERMITTED.

**ISSUE/REVISION**

NO.	DATE	DESCRIPTION
A	JUNE 2022	ISSUED FOR TENDER
I/R	DATE	DESCRIPTION

**KEY PLAN**

**PROJECT NUMBER**  
 60578028

**SHEET TITLE**  
 TRAFFIC SIGNALS  
 SHEET 1 OF 3

**SHEET NUMBER**  
 60578028\_DD-SHT\_900.1

This drawing has been prepared for the use of AECOM's client. It may not be used, modified, reproduced or relied upon by third parties, except as agreed by AECOM or as required by law. AECOM accepts no responsibility, and denies any liability, whatsoever, to any party that uses or relies on this drawing without AECOM's express written consent. All measurements must be obtained from the stated dimensions.