

Citizen Survey Report for the European Programme Support Office Dublin City Council



Comhairle Cathrach
Bhaile Átha Cliath
Dublin City Council



Economic Development Office
Dublin City Council

Survey Fieldwork:
August / September 2024

Report by:



Delve Research
Survey Research & Analysis

www.delve-research.com

Agenda

I.	Summary	2
II.	Introduction and Respondent Profile	9
III.	Feeling Safe in the City Centre	14
IV.	Life Satisfaction	16
V.	EU Moving in the Right Direction?	18
VI.	Where EU's Performance is Strongest	20
VII.	Where EU's Performance is Weakest	22
VIII.	Awareness of EU co-Financed Projects	24
IX.	Awareness of EU Funds or Programmes - Unprompted	26
X.	Awareness of EU Funds or Programmes - Prompted	28
XI.	Awareness of EU Programmes Related to Urban Issues	30
XII.	Sources of Information on EU Issues	32
XIII.	Awareness of Dublin's EU Designations	34
XIV.	Benefited from Funded Projects	37
XV.	EU Funded Projects Making You Feel More Like an EU Citizen	40
XVI.	Which National Issues or Sectors should EU Funds Support?	42
XVII.	Top Goals of EU Funding in Dublin	44
XVIII.	Attitudes Towards EU Funding	46
XIX.	Interested in Hearing More About...	48
XX.	Where Would you like to Hear about EU Projects?	50
XXI.	Top Benefits of EU Engagement	52
XXII.	Appetite for Opportunities to be Involved with EU Projects in Dublin City	54
XXIII.	European Committee of the Regions - Awareness	56

Life Satisfaction

- **6.8 out of 10** is the average life satisfaction score among respondents. This is in line with the level measured in May 2024.

Feeling Safe in the City Centre

- **68%** of respondents felt safe in the city centre during the day (up from 67% in May 2024). **31%** felt safe in the city centre at night - down from 34% in May 2024.

EU Moving in the Right Direction

- **48%** of respondents felt that the EU is moving in the right direction.
- Male respondents, older respondents, and respondents with higher income are more likely to feel that the EU is moving in the right direction.

Where EU's Performance is Strongest

- 44% of respondents felt that the EU's strongest performance is in the area of Trade.
- Male respondents were more likely to feel that performance is strongest in Trade.
- Younger respondents were more likely than older respondents to feel performance is strongest in Digital Regulation.
- Older respondents were more likely to feel that performance was strongest on the Environment.

Where EU's Performance is Weakest

- 38% of respondents felt that the EU's performance is weakest in the area of Migration
- Male respondents were more likely to feel that performance is weakest in Defence and Security.
- Older respondents were more likely than younger respondents to feel performance is weakest in Migration.
- Younger respondents were more likely to feel that performance was weakest on the Environment.

Awareness of EU Co-Financed Projects

- 38% of respondents had heard about any EU co-financed projects to improve Dublin and the Dublin region.
- This rises to 43% among males, and 43% among those with a postgraduate qualification.

Awareness of EU Funds or Programmes

- When asked to name any European Funds or Programmes which provide support to Ireland, unprompted, the most commonly named projects that respondents named related to roads, transport, infrastructure generally.
- When prompted, 79% had heard of Erasmus+, 46% had heard of the European Regional Development Fund (ERDF) and / or the Cohesion Fund, and 44% had heard of the European Social Fund.

Awareness of EU Programmes Related to Urban Issues

- 15% of respondents had heard of InterReg, 11% had heard of Creative Europe and 10% had heard of CIVITAS.

Sources of Information on EU Issues

- 70% of respondents got information on EU issues via Online Media, with 68% getting information on EU issues via Traditional Media.
- Younger respondents are more likely than older respondents to rely on Online Media, while older respondents were more likely to use Traditional Media for information on EU issues. “Friends and Family” rises to 29% among 18-34 year-olds.

EU Designations

- 18% of respondents were aware that Dublin holds the title of European Capital of Smart Tourism
- 12% of respondents were aware that Dublin had been chosen by the European Commission as 1 of 100 Climate-Neutral & Smart Cities by 2030

Benefiting from Funded Projects

- 17% of respondents felt that they had benefited in their daily life from a project funded by the European Regional Development Fund or through Cohesion Policy.
- When asked to specify which projects they had benefited from, 68% made general reference to Roads / Transport / Infrastructure

EU Funded Projects Making You Feel More Like an EU Citizen

- 52% of respondents felt that EU funded projects in their area made them feel more like an EU citizen, to some extent or to a large extent.
- This rises with income level and education, reaching 60% among those with a postgraduate qualification.

Which National Issues or Sectors Should EU Funds Support

- When asked to describe in their own words which national issues or sectors EU funds should support, the most commonly mentioned areas were:
 - Climate, Biodiversity & Environmental Action
 - Housing
 - Transport & Infrastructure
 - Immigration and related issues

Top Goals of EU Funding in Dublin

- When presented with five potential goals, 63% of respondents selected “More social” as a top two goal, and 47% selected “Greener” as a top two goal.

Attitudes Towards EU Funding

- **82%** of respondents agreed that “Urban specific EU funding is important for city development”
- **77%** agreed that “I think EU funding is good for the Dublin region”
- **75%** agreed that “I am interested in finding out more about EU funds and their effect on me”
- **72%** agreed that “I think a regional approach to EU funding is a good idea”
- **50%** agreed that “I think EU funding benefits me as an individual”
- **45%** agreed that “EU funds benefit all people living in Dublin”

Interested in Hearing More About EU Funds or Programmmes

- 60% of those interested in hearing more would like to hear more about the European Social Fund
- 51% of those interested in hearing more would like to hear more about Creative Europe
- Interest tends to be lower among the retired, and higher among those with postgraduate qualifications

Where Would you like to Hear about EU Projects

- 68% of those interested in hearing more would like to do so via the internet / websites
- 61% of those interested in hearing more would like to hear more via social media
- 54% would like to hear more about EU projects via the DCC website

Top Benefits of EU Engagement

- When asked to select their top two benefits of EU engagement, 67% selected “Financial – Funding Opportunities” and 53% selected “Collaboration”.

Appetite for Opportunities for the Involved with EU Projects in Dublin City

- 67% of respondents indicated that they would welcome more opportunities to be involved with EU projects in Dublin.
- This rises to 72% among DCC area respondents and among 18-34 year-olds.

European Committee of the Regions

- 14% of respondents were aware of Dublin City Council’s involvement in the European Committee of the Regions.

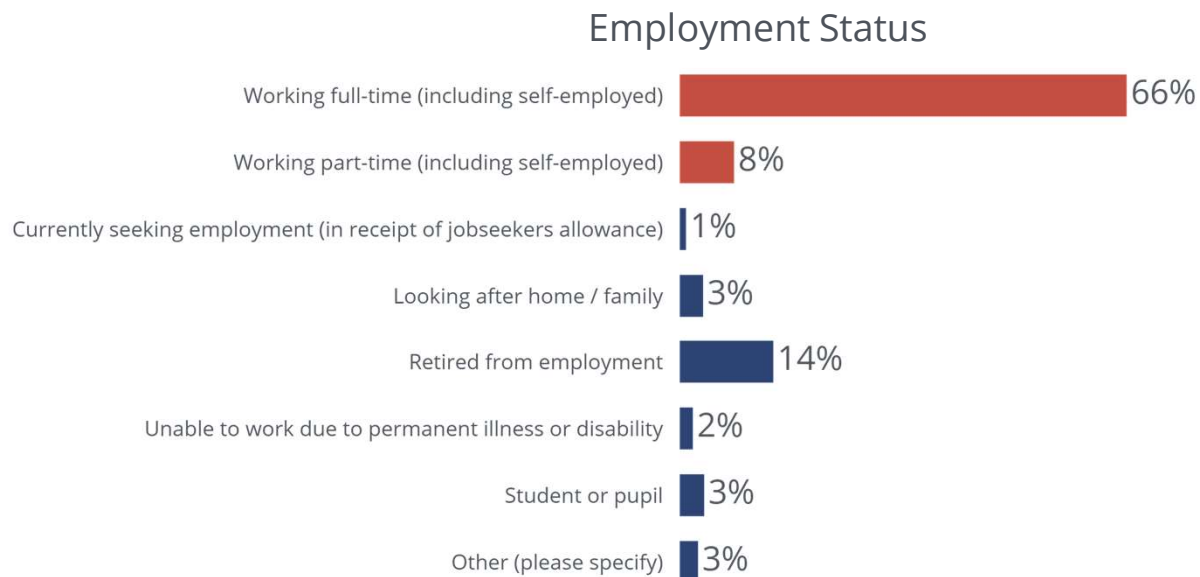

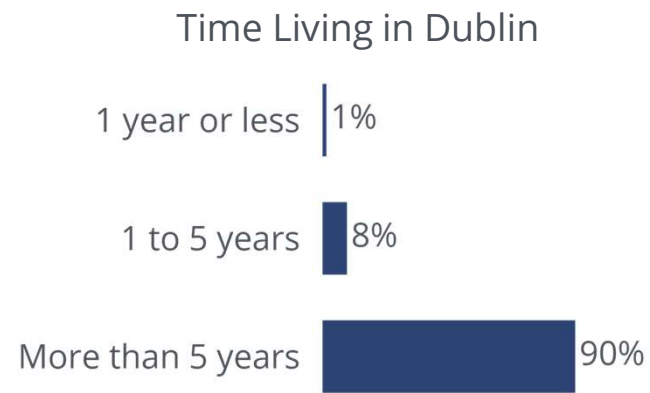
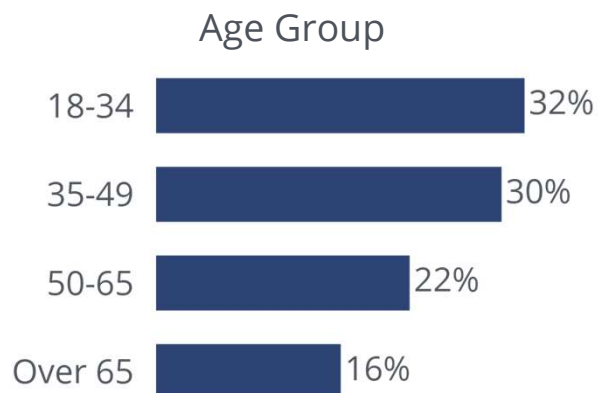
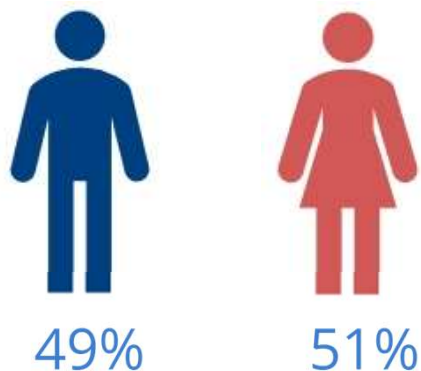
Agenda

I.	Summary	2
II.	Introduction and Respondent Profile	9
III.	Feeling Safe in the City Centre	14
IV.	Life Satisfaction	16
V.	EU Moving in the Right Direction?	18
VI.	Where EU's Performance is Strongest	20
VII.	Where EU's Performance is Weakest	22
VIII.	Awareness of EU co-Financed Projects	24
IX.	Awareness of EU Funds or Programmes - Unprompted	26
X.	Awareness of EU Funds or Programmes - Prompted	28
XI.	Awareness of EU Programmes Related to Urban Issues	30
XII.	Sources of Information on EU Issues	32
XIII.	Awareness of Dublin's EU Designations	34
XIV.	Benefited from Funded Projects	37
XV.	EU Funded Projects Making You Feel More Like an EU Citizen	40
XVI.	Which National Issues or Sectors should EU Funds Support?	42
XVII.	Top Goals of EU Funding in Dublin	44
XVIII.	Attitudes Towards EU Funding	46
XIX.	Interested in Hearing More About...	48
XX.	Where Would you like to Hear about EU Projects?	50
XXI.	Top Benefits of EU Engagement	52
XXII.	Appetite for Opportunities to be Involved with EU Projects in Dublin City	54
XXIII.	European Committee of the Regions - Awareness	56



- Online survey, 27th August - 8th September 2024
- 1,060 respondents from the "Your Dublin, Your Voice" opinion panel
- 20% response rate
- Margin of error +/- 3%
- Robust panel in existence since 2010, recruitment through various channels

Respondent Profile

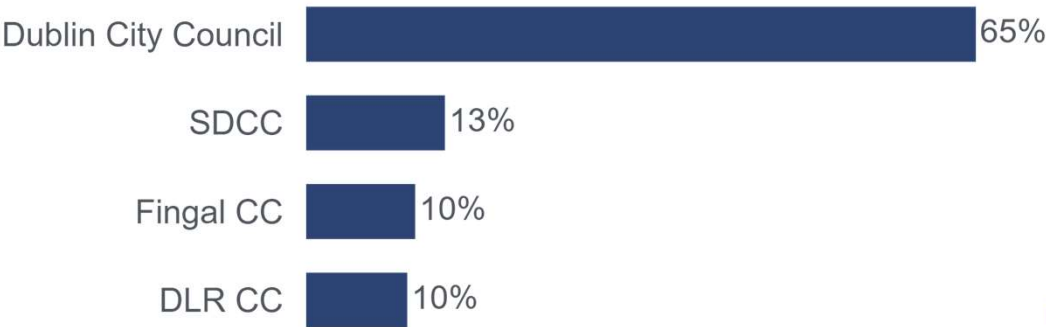


Respondent Profile

41 nationalities represented on this survey, 89% Irish



Local Authority



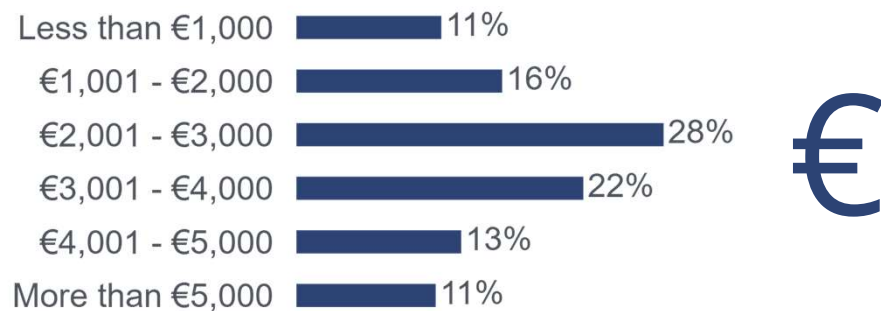
n=1,011

Current Area of Residence

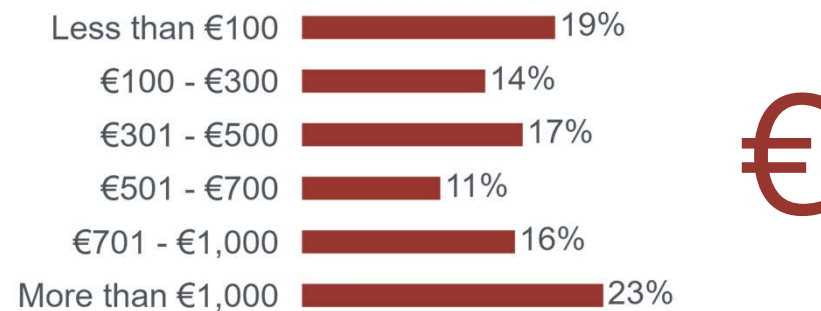
	%
Outside County Dublin	3%
Dublin 1	3%
Dublin 2	2%
Dublin 3	6%
Dublin 4	2%
Dublin 5	4%
Dublin 6	4%
Dublin 6W	4%
Dublin 7	10%
Dublin 8	9%
Dublin 9	7%
Dublin 10	1%
Dublin 11	6%
Dublin 12	8%
Dublin 13	3%
Dublin 14	4%
Dublin 15	4%
Dublin 16	2%
Dublin 17	1%
Dublin 18	2%
Dublin 20	1%
Dublin 22	1%
Dublin 24	3%
County Dublin	11%
NET	100%

Respondent Profile

Monthly Income After Taxes, Before Bills



Monthly Disposable Income After Bills Are Paid

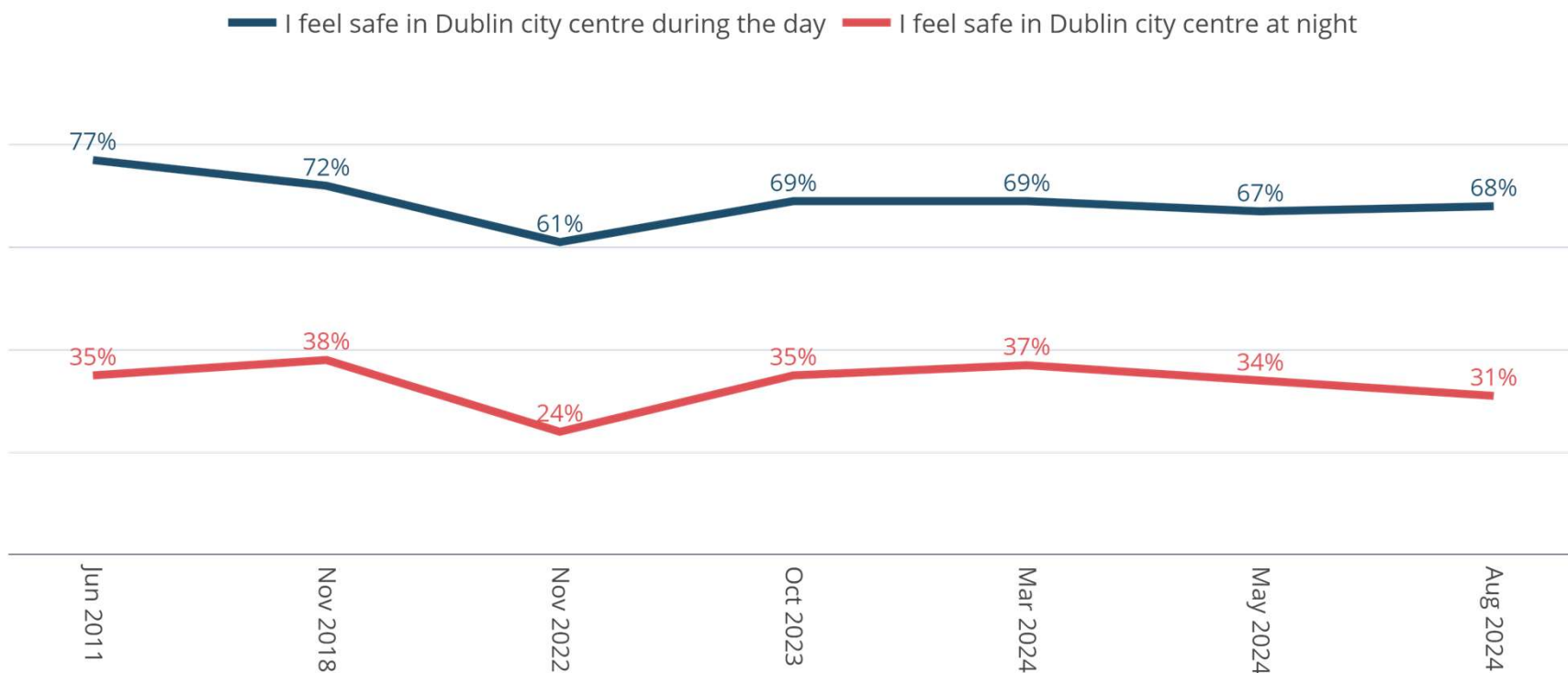


Agenda

I.	Summary	2
II.	Introduction and Respondent Profile	9
III.	Feeling Safe in the City Centre	14
IV.	Life Satisfaction	16
V.	EU Moving in the Right Direction?	18
VI.	Where EU's Performance is Strongest	20
VII.	Where EU's Performance is Weakest	22
VIII.	Awareness of EU co-Financed Projects	24
IX.	Awareness of EU Funds or Programmes - Unprompted	26
X.	Awareness of EU Funds or Programmes - Prompted	28
XI.	Awareness of EU Programmes Related to Urban Issues	30
XII.	Sources of Information on EU Issues	32
XIII.	Awareness of Dublin's EU Designations	34
XIV.	Benefited from Funded Projects	37
XV.	EU Funded Projects Making You Feel More Like an EU Citizen	40
XVI.	Which National Issues or Sectors should EU Funds Support?	42
XVII.	Top Goals of EU Funding in Dublin	44
XVIII.	Attitudes Towards EU Funding	46
XIX.	Interested in Hearing More About...	48
XX.	Where Would you like to Hear about EU Projects?	50
XXI.	Top Benefits of EU Engagement	52
XXII.	Appetite for Opportunities to be Involved with EU Projects in Dublin City	54
XXIII.	European Committee of the Regions - Awareness	56

Feeling Safe in the City Centre - Trend

Thinking about shopping (excluding groceries) and leisure in general please indicate your level of agreement with each of the following statements:
% agree or strongly agree



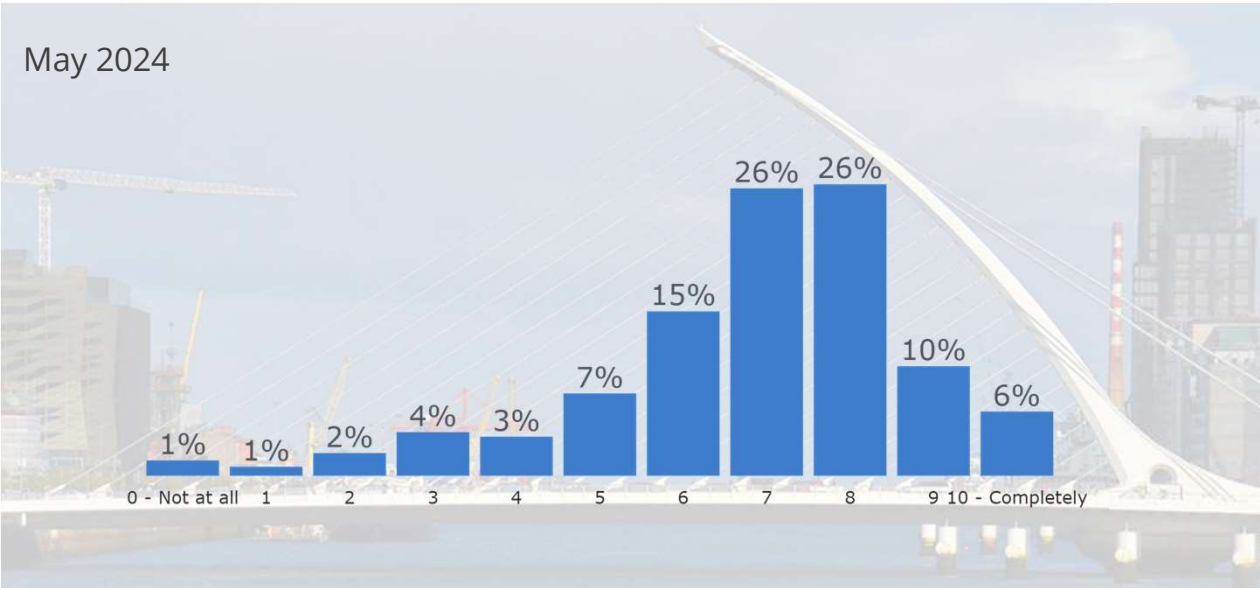
Base August 2024: 1060

Agenda

I.	Summary	2
II.	Introduction and Respondent Profile	9
III.	Feeling Safe in the City Centre	14
IV.	Life Satisfaction	16
V.	EU Moving in the Right Direction?	18
VI.	Where EU's Performance is Strongest	20
VII.	Where EU's Performance is Weakest	22
VIII.	Awareness of EU co-Financed Projects	24
IX.	Awareness of EU Funds or Programmes - Unprompted	26
X.	Awareness of EU Funds or Programmes - Prompted	28
XI.	Awareness of EU Programmes Related to Urban Issues	30
XII.	Sources of Information on EU Issues	32
XIII.	Awareness of Dublin's EU Designations	34
XIV.	Benefited from Funded Projects	37
XV.	EU Funded Projects Making You Feel More Like an EU Citizen	40
XVI.	Which National Issues or Sectors should EU Funds Support?	42
XVII.	Top Goals of EU Funding in Dublin	44
XVIII.	Attitudes Towards EU Funding	46
XIX.	Interested in Hearing More About...	48
XX.	Where Would you like to Hear about EU Projects?	50
XXI.	Top Benefits of EU Engagement	52
XXII.	Appetite for Opportunities to be Involved with EU Projects in Dublin City	54
XXIII.	European Committee of the Regions - Awareness	56

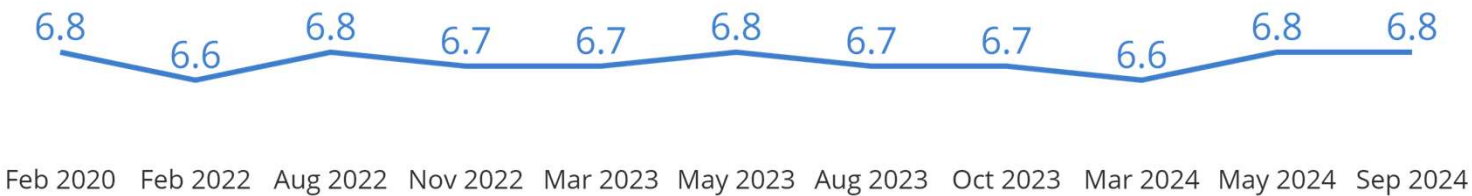
Life Satisfaction

On a scale of 0 to 10, overall how satisfied are you with your life nowadays?



6.8
is the average life
satisfaction score out of 10

This is in line with the level
measured in May 2024

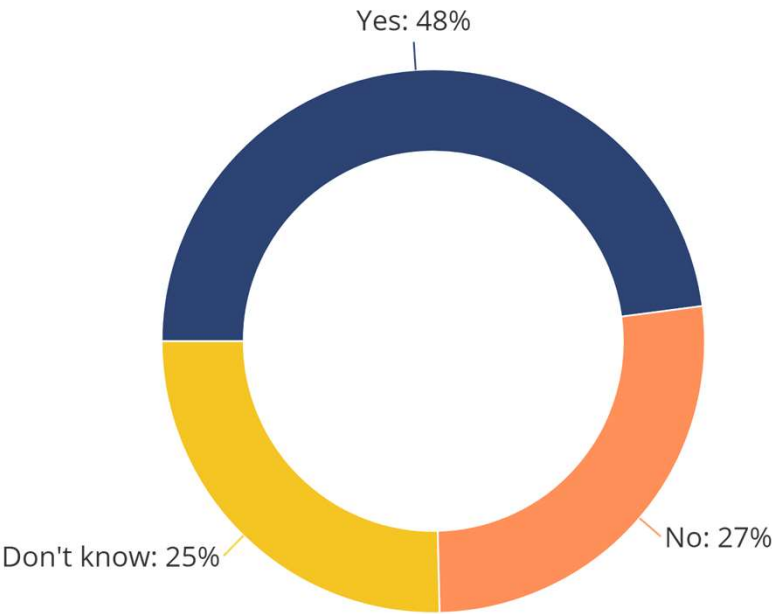


Base: 1060

Agenda

I.	Summary	2
II.	Introduction and Respondent Profile	9
III.	Feeling Safe in the City Centre	14
IV.	Life Satisfaction	16
V.	EU Moving in the Right Direction?	18
VI.	Where EU's Performance is Strongest	20
VII.	Where EU's Performance is Weakest	22
VIII.	Awareness of EU co-Financed Projects	24
IX.	Awareness of EU Funds or Programmes - Unprompted	26
X.	Awareness of EU Funds or Programmes - Prompted	28
XI.	Awareness of EU Programmes Related to Urban Issues	30
XII.	Sources of Information on EU Issues	32
XIII.	Awareness of Dublin's EU Designations	34
XIV.	Benefited from Funded Projects	37
XV.	EU Funded Projects Making You Feel More Like an EU Citizen	40
XVI.	Which National Issues or Sectors should EU Funds Support?	42
XVII.	Top Goals of EU Funding in Dublin	44
XVIII.	Attitudes Towards EU Funding	46
XIX.	Interested in Hearing More About...	48
XX.	Where Would you like to Hear about EU Projects?	50
XXI.	Top Benefits of EU Engagement	52
XXII.	Appetite for Opportunities to be Involved with EU Projects in Dublin City	54
XXIII.	European Committee of the Regions - Awareness	56

Do you think the EU is moving in the right direction?



48%

of respondents felt that the EU is moving in the right direction.

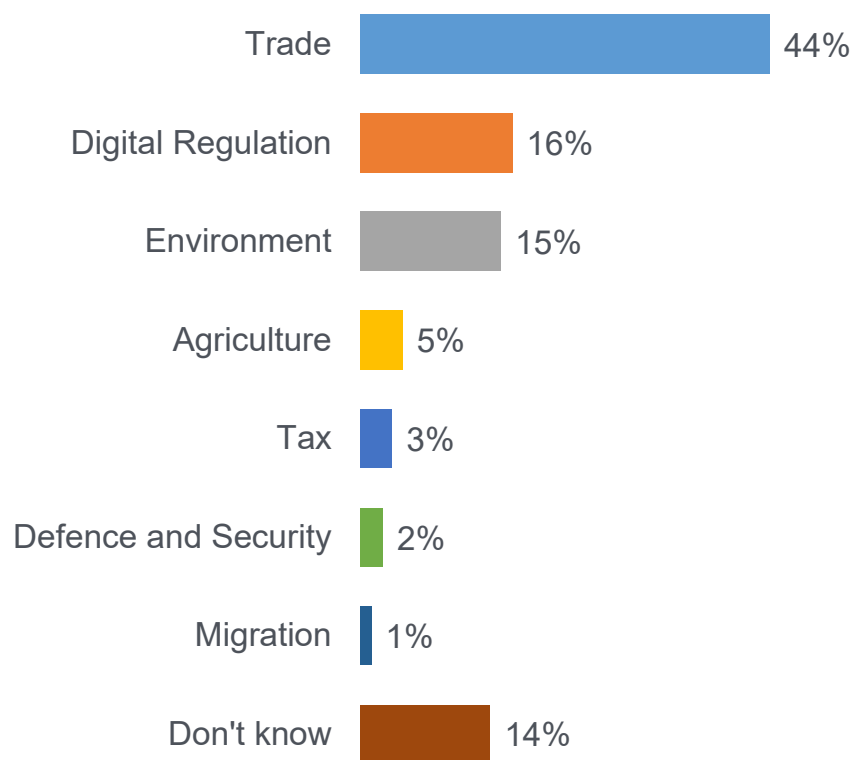
Male respondents, older respondents, and respondents with higher income were more likely to feel that the EU is moving in the right direction.

Agenda

I.	Summary	2
II.	Introduction and Respondent Profile	9
III.	Feeling Safe in the City Centre	14
IV.	Life Satisfaction	16
V.	EU Moving in the Right Direction?	18
VI.	Where EU's Performance is Strongest	20
VII.	Where EU's Performance is Weakest	22
VIII.	Awareness of EU co-Financed Projects	24
IX.	Awareness of EU Funds or Programmes - Unprompted	26
X.	Awareness of EU Funds or Programmes - Prompted	28
XI.	Awareness of EU Programmes Related to Urban Issues	30
XII.	Sources of Information on EU Issues	32
XIII.	Awareness of Dublin's EU Designations	34
XIV.	Benefited from Funded Projects	37
XV.	EU Funded Projects Making You Feel More Like an EU Citizen	40
XVI.	Which National Issues or Sectors should EU Funds Support?	42
XVII.	Top Goals of EU Funding in Dublin	44
XVIII.	Attitudes Towards EU Funding	46
XIX.	Interested in Hearing More About...	48
XX.	Where Would you like to Hear about EU Projects?	50
XXI.	Top Benefits of EU Engagement	52
XXII.	Appetite for Opportunities to be Involved with EU Projects in Dublin City	54
XXIII.	European Committee of the Regions - Awareness	56

Where EU's Performance is Strongest

Where do you think the EU's performance is the **strongest**? Please select **one option only**.



44%

of respondents felt that the EU's strongest performance is in the area of Trade

Male respondents were more likely to feel that performance is strongest in Trade.

Younger respondents were more likely than older respondents to feel performance is strongest in Digital Regulation.

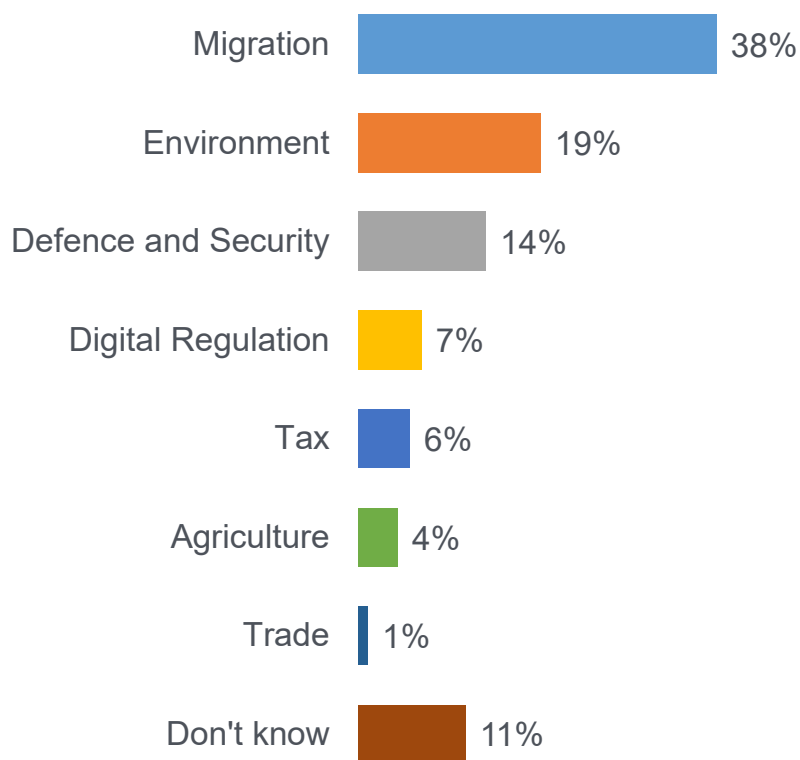
Older respondents were more likely to feel that performance was strongest on the Environment.

Agenda

I.	Summary	2
II.	Introduction and Respondent Profile	9
III.	Feeling Safe in the City Centre	14
IV.	Life Satisfaction	16
V.	EU Moving in the Right Direction?	18
VI.	Where EU's Performance is Strongest	20
VII.	Where EU's Performance is Weakest	22
VIII.	Awareness of EU co-Financed Projects	24
IX.	Awareness of EU Funds or Programmes - Unprompted	26
X.	Awareness of EU Funds or Programmes - Prompted	28
XI.	Awareness of EU Programmes Related to Urban Issues	30
XII.	Sources of Information on EU Issues	32
XIII.	Awareness of Dublin's EU Designations	34
XIV.	Benefited from Funded Projects	37
XV.	EU Funded Projects Making You Feel More Like an EU Citizen	40
XVI.	Which National Issues or Sectors should EU Funds Support?	42
XVII.	Top Goals of EU Funding in Dublin	44
XVIII.	Attitudes Towards EU Funding	46
XIX.	Interested in Hearing More About...	48
XX.	Where Would you like to Hear about EU Projects?	50
XXI.	Top Benefits of EU Engagement	52
XXII.	Appetite for Opportunities to be Involved with EU Projects in Dublin City	54
XXIII.	European Committee of the Regions - Awareness	56

Where EU's Performance is Weakest

Where do you think the EU's performance is the **weakest**? Please select **one option only**.



38%

of respondents feel that the EU's performance weakest is in the area of Migration.

Older respondents and those with lower educational attainment were more likely to feel that performance was weakest in the area of Migration.

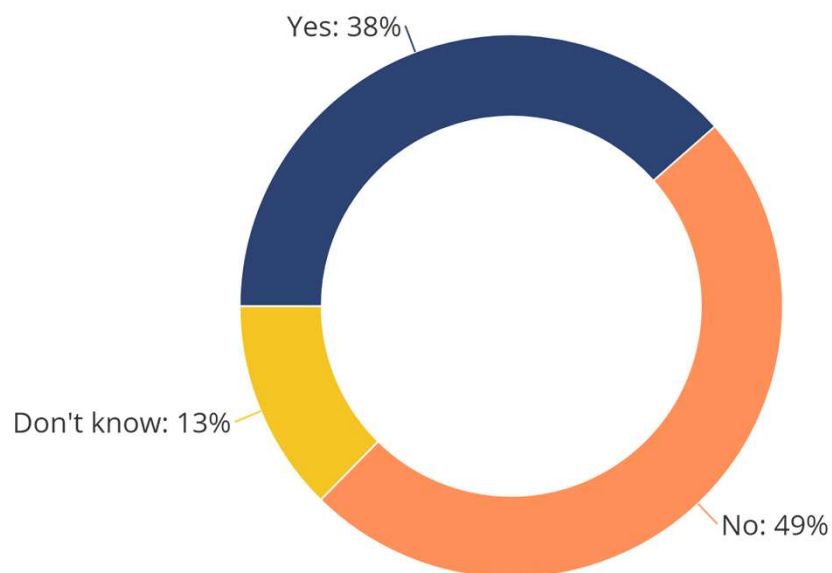
Those with postgraduate qualifications were more likely to choose Environment and Digital Regulation as weakest areas.

Agenda

I.	Summary	2
II.	Introduction and Respondent Profile	9
III.	Feeling Safe in the City Centre	14
IV.	Life Satisfaction	16
V.	EU Moving in the Right Direction?	18
VI.	Where EU's Performance is Strongest	20
VII.	Where EU's Performance is Weakest	22
VIII.	Awareness of EU co-Financed Projects	24
IX.	Awareness of EU Funds or Programmes - Unprompted	26
X.	Awareness of EU Funds or Programmes - Prompted	28
XI.	Awareness of EU Programmes Related to Urban Issues	30
XII.	Sources of Information on EU Issues	32
XIII.	Awareness of Dublin's EU Designations	34
XIV.	Benefited from Funded Projects	37
XV.	EU Funded Projects Making You Feel More Like an EU Citizen	40
XVI.	Which National Issues or Sectors should EU Funds Support?	42
XVII.	Top Goals of EU Funding in Dublin	44
XVIII.	Attitudes Towards EU Funding	46
XIX.	Interested in Hearing More About...	48
XX.	Where Would you like to Hear about EU Projects?	50
XXI.	Top Benefits of EU Engagement	52
XXII.	Appetite for Opportunities to be Involved with EU Projects in Dublin City	54
XXIII.	European Committee of the Regions - Awareness	56

Awareness of EU Co-Financed Projects

Europe provides financial support to regions and cities. Have you heard about any EU co-financed projects to improve Dublin and the Dublin region?



38%

of respondents had heard about any EU co-financed projects to improve Dublin and the Dublin region.

This rises to 43% among males, and 43% among those with a postgraduate qualification.

EU average: **39%***

*[Flash Eurobarometer 531](#), Citizens' awareness and perception of EU regional policy

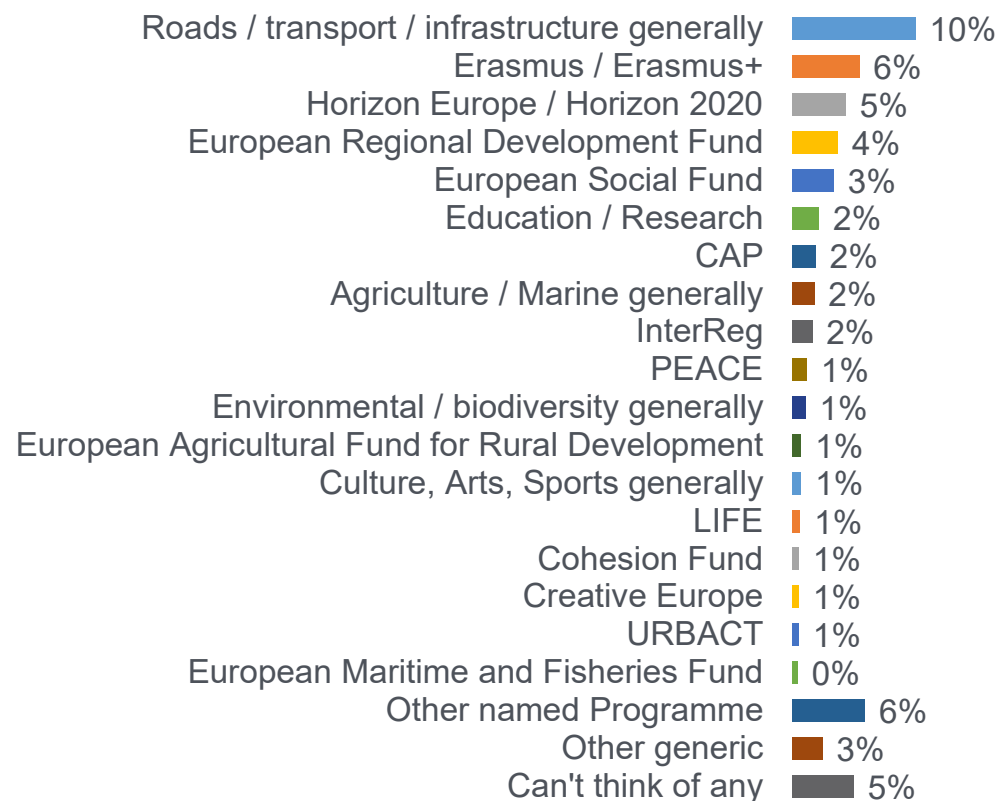
Agenda

I.	Summary	2
II.	Introduction and Respondent Profile	9
III.	Feeling Safe in the City Centre	14
IV.	Life Satisfaction	16
V.	EU Moving in the Right Direction?	18
VI.	Where EU's Performance is Strongest	20
VII.	Where EU's Performance is Weakest	22
VIII.	Awareness of EU co-Financed Projects	24
IX.	Awareness of EU Funds or Programmes - Unprompted	26
X.	Awareness of EU Funds or Programmes - Prompted	28
XI.	Awareness of EU Programmes Related to Urban Issues	30
XII.	Sources of Information on EU Issues	32
XIII.	Awareness of Dublin's EU Designations	34
XIV.	Benefited from Funded Projects	37
XV.	EU Funded Projects Making You Feel More Like an EU Citizen	40
XVI.	Which National Issues or Sectors should EU Funds Support?	42
XVII.	Top Goals of EU Funding in Dublin	44
XVIII.	Attitudes Towards EU Funding	46
XIX.	Interested in Hearing More About...	48
XX.	Where Would you like to Hear about EU Projects?	50
XXI.	Top Benefits of EU Engagement	52
XXII.	Appetite for Opportunities to be Involved with EU Projects in Dublin City	54
XXIII.	European Committee of the Regions - Awareness	56

Awareness of EU Funds or Programmes - Unprompted

Can you name any of the European Funds or Programmes which provide support to Ireland? Please name as many as you are aware of.

themes categorised from open-ended responses



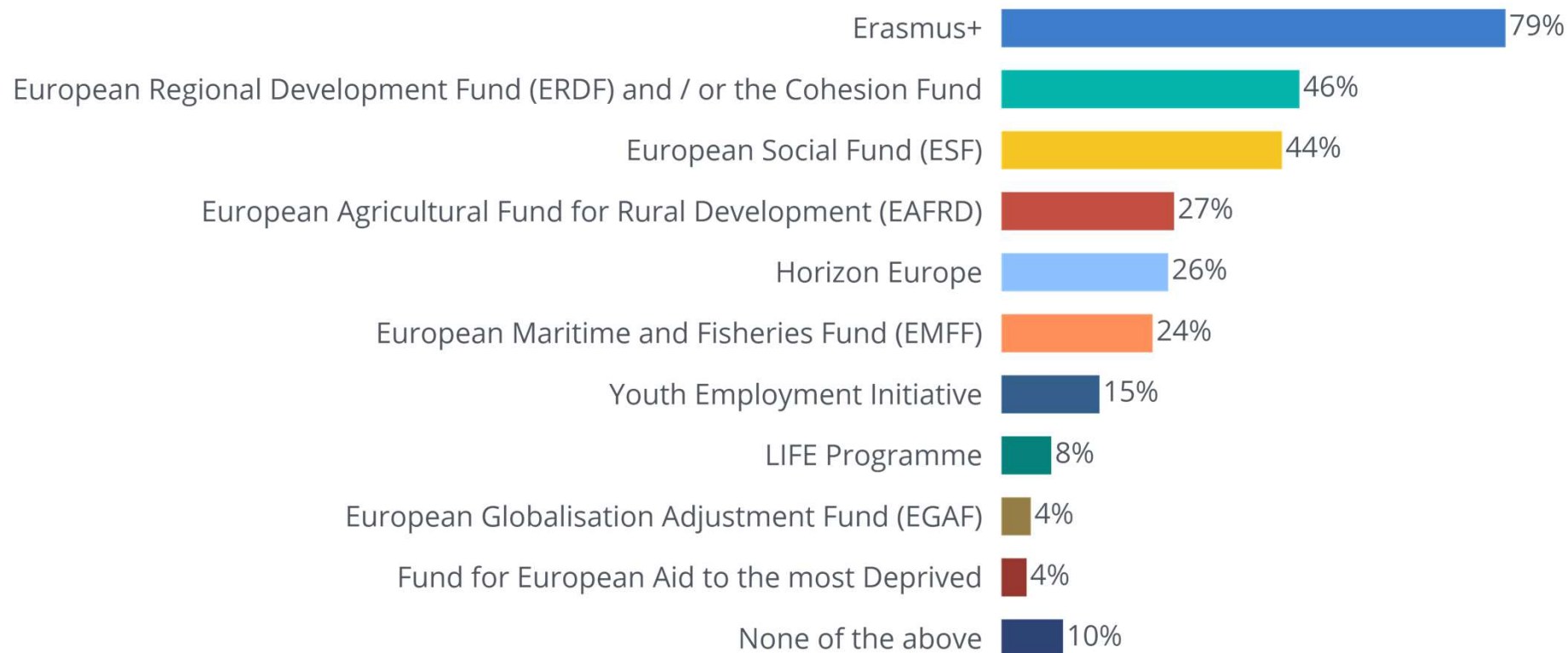
Base: 1060

Agenda

I.	Summary	2
II.	Introduction and Respondent Profile	9
III.	Feeling Safe in the City Centre	14
IV.	Life Satisfaction	16
V.	EU Moving in the Right Direction?	18
VI.	Where EU's Performance is Strongest	20
VII.	Where EU's Performance is Weakest	22
VIII.	Awareness of EU co-Financed Projects	24
IX.	Awareness of EU Funds or Programmes - Unprompted	26
X.	Awareness of EU Funds or Programmes - Prompted	28
XI.	Awareness of EU Programmes Related to Urban Issues	30
XII.	Sources of Information on EU Issues	32
XIII.	Awareness of Dublin's EU Designations	34
XIV.	Benefited from Funded Projects	37
XV.	EU Funded Projects Making You Feel More Like an EU Citizen	40
XVI.	Which National Issues or Sectors should EU Funds Support?	42
XVII.	Top Goals of EU Funding in Dublin	44
XVIII.	Attitudes Towards EU Funding	46
XIX.	Interested in Hearing More About...	48
XX.	Where Would you like to Hear about EU Projects?	50
XXI.	Top Benefits of EU Engagement	52
XXII.	Appetite for Opportunities to be Involved with EU Projects in Dublin City	54
XXIII.	European Committee of the Regions - Awareness	56

Awareness of EU Funds or Programmes - Prompted

Have you heard of any of the following European Funds or Programmes which provide support to Ireland? Please select as many as apply.



Awareness of most funds is higher among older respondents, with the exception of Erasmus+

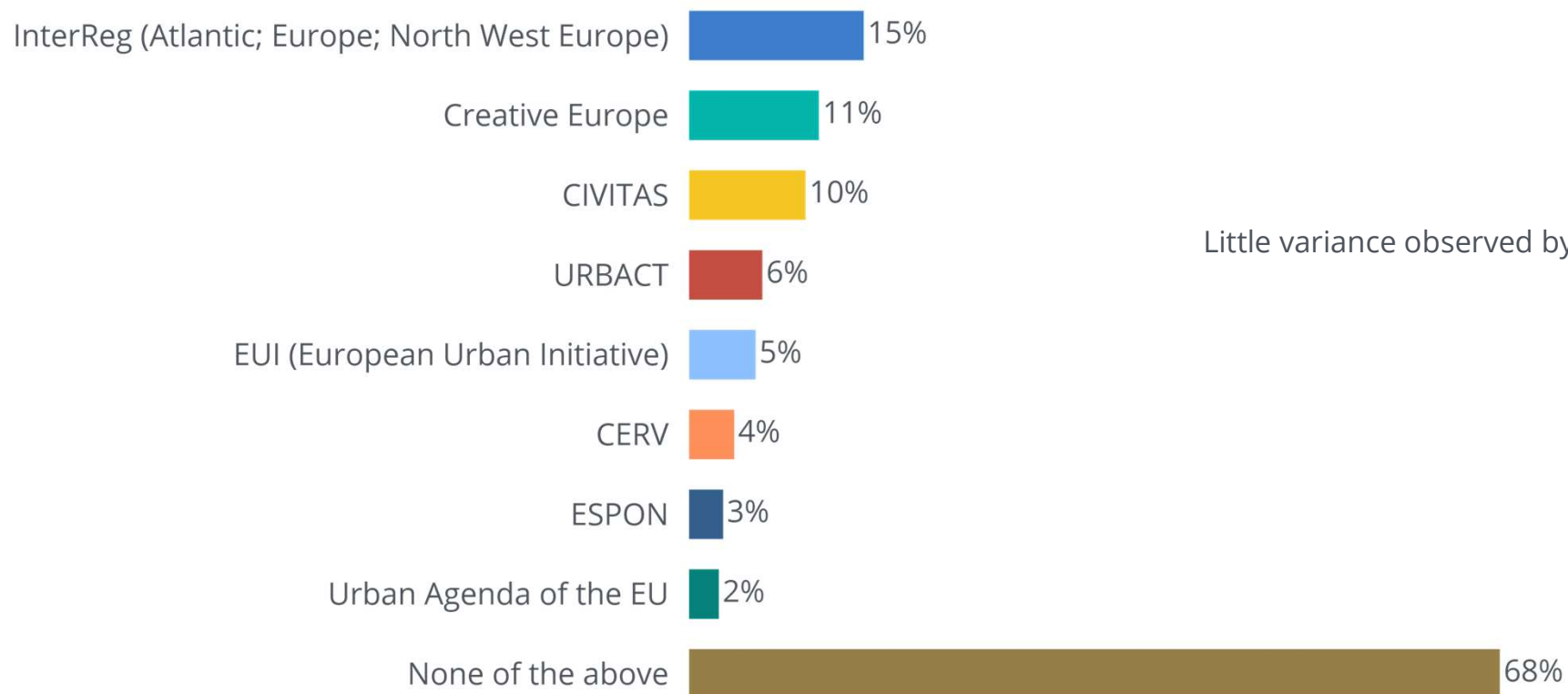
Base: 1060

Agenda

I.	Summary	2
II.	Introduction and Respondent Profile	9
III.	Feeling Safe in the City Centre	14
IV.	Life Satisfaction	16
V.	EU Moving in the Right Direction?	18
VI.	Where EU's Performance is Strongest	20
VII.	Where EU's Performance is Weakest	22
VIII.	Awareness of EU co-Financed Projects	24
IX.	Awareness of EU Funds or Programmes - Unprompted	26
X.	Awareness of EU Funds or Programmes - Prompted	28
XI.	Awareness of EU Programmes Related to Urban Issues	30
XII.	Sources of Information on EU Issues	32
XIII.	Awareness of Dublin's EU Designations	34
XIV.	Benefited from Funded Projects	37
XV.	EU Funded Projects Making You Feel More Like an EU Citizen	40
XVI.	Which National Issues or Sectors should EU Funds Support?	42
XVII.	Top Goals of EU Funding in Dublin	44
XVIII.	Attitudes Towards EU Funding	46
XIX.	Interested in Hearing More About...	48
XX.	Where Would you like to Hear about EU Projects?	50
XXI.	Top Benefits of EU Engagement	52
XXII.	Appetite for Opportunities to be Involved with EU Projects in Dublin City	54
XXIII.	European Committee of the Regions - Awareness	56

Awareness of EU Programmes Related to Urban Issues - Prompted

Have you heard of any of the following EU programmes related specifically to **urban issues and funding**? Please select as many as apply.

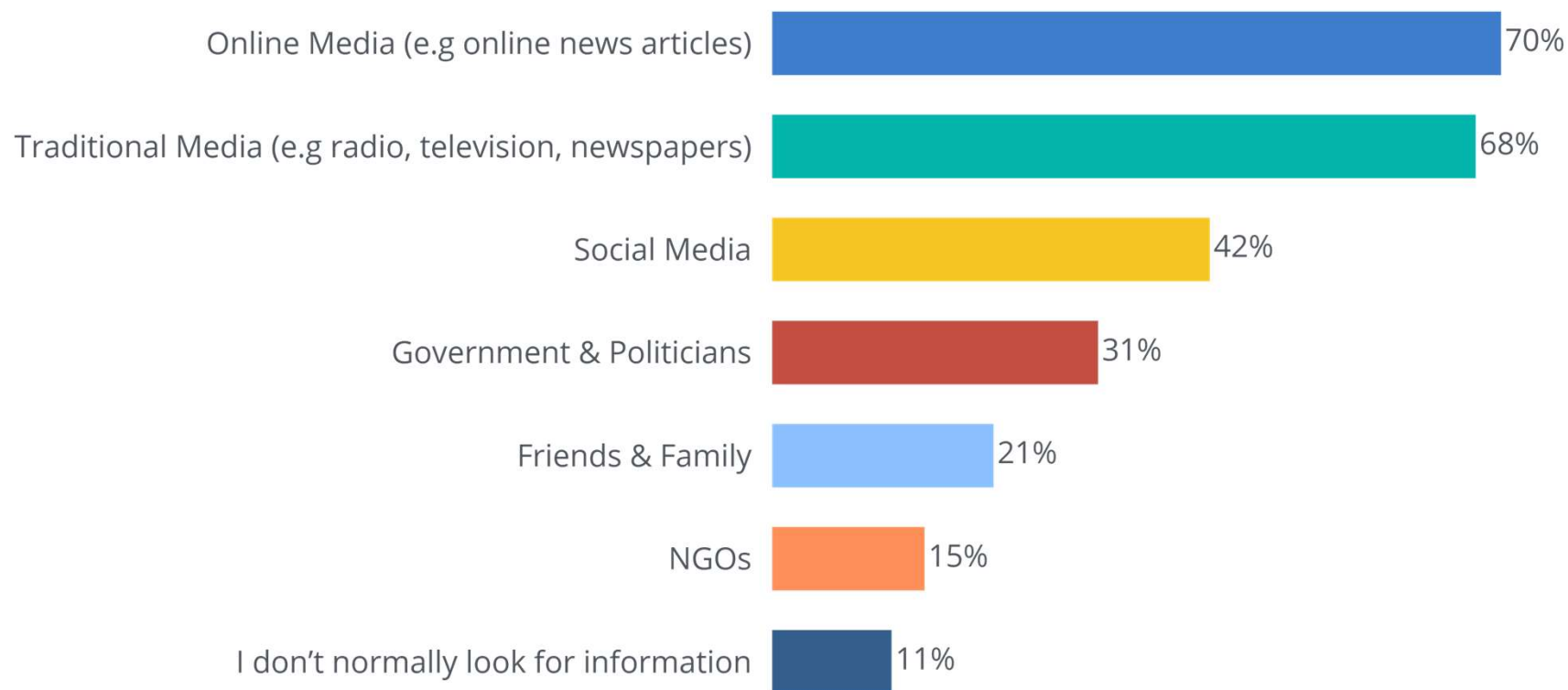


Agenda

I.	Summary	2
II.	Introduction and Respondent Profile	9
III.	Feeling Safe in the City Centre	14
IV.	Life Satisfaction	16
V.	EU Moving in the Right Direction?	18
VI.	Where EU's Performance is Strongest	20
VII.	Where EU's Performance is Weakest	22
VIII.	Awareness of EU co-Financed Projects	24
IX.	Awareness of EU Funds or Programmes - Unprompted	26
X.	Awareness of EU Funds or Programmes - Prompted	28
XI.	Awareness of EU Programmes Related to Urban Issues	30
XII.	Sources of Information on EU Issues	32
XIII.	Awareness of Dublin's EU Designations	34
XIV.	Benefited from Funded Projects	37
XV.	EU Funded Projects Making You Feel More Like an EU Citizen	40
XVI.	Which National Issues or Sectors should EU Funds Support?	42
XVII.	Top Goals of EU Funding in Dublin	44
XVIII.	Attitudes Towards EU Funding	46
XIX.	Interested in Hearing More About...	48
XX.	Where Would you like to Hear about EU Projects?	50
XXI.	Top Benefits of EU Engagement	52
XXII.	Appetite for Opportunities to be Involved with EU Projects in Dublin City	54
XXIII.	European Committee of the Regions - Awareness	56

Sources of Information on EU Issues

Where do you get your information from on EU issues? Please select as many as apply.



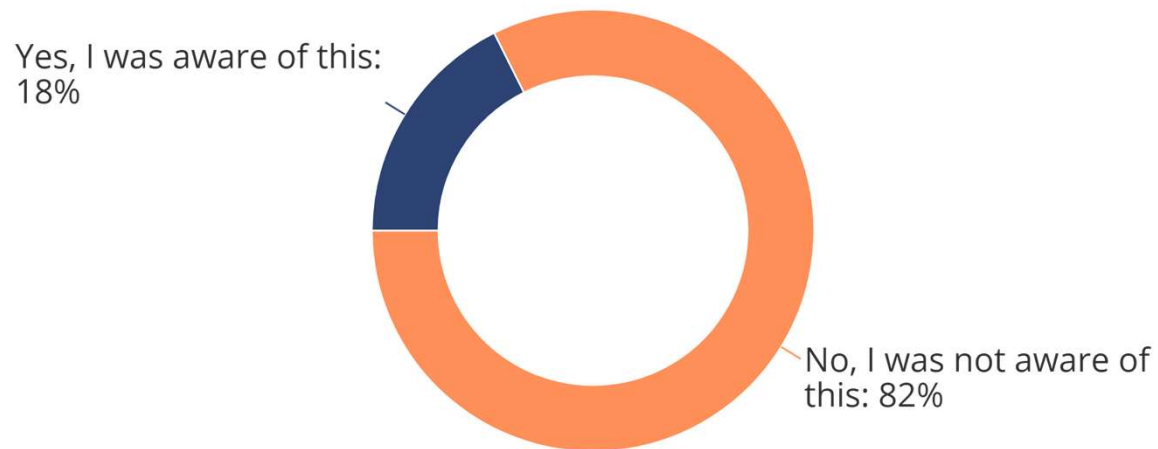
Base: 1060

Younger respondents are more likely than older respondents to rely on Online Media, while older respondents were more likely to use Traditional Media for information on EU issues. "Friends and Family" rises to 29% among 18-34 year-olds.

Agenda

I.	Summary	2
II.	Introduction and Respondent Profile	9
III.	Feeling Safe in the City Centre	14
IV.	Life Satisfaction	16
V.	EU Moving in the Right Direction?	18
VI.	Where EU's Performance is Strongest	20
VII.	Where EU's Performance is Weakest	22
VIII.	Awareness of EU co-Financed Projects	24
IX.	Awareness of EU Funds or Programmes - Unprompted	26
X.	Awareness of EU Funds or Programmes - Prompted	28
XI.	Awareness of EU Programmes Related to Urban Issues	30
XII.	Sources of Information on EU Issues	32
XIII.	Awareness of Dublin's EU Designations	34
XIV.	Benefited from Funded Projects	37
XV.	EU Funded Projects Making You Feel More Like an EU Citizen	40
XVI.	Which National Issues or Sectors should EU Funds Support?	42
XVII.	Top Goals of EU Funding in Dublin	44
XVIII.	Attitudes Towards EU Funding	46
XIX.	Interested in Hearing More About...	48
XX.	Where Would you like to Hear about EU Projects?	50
XXI.	Top Benefits of EU Engagement	52
XXII.	Appetite for Opportunities to be Involved with EU Projects in Dublin City	54
XXIII.	European Committee of the Regions - Awareness	56

Were you aware before today that Dublin holds the title of European Capital of Smart Tourism for 2024?

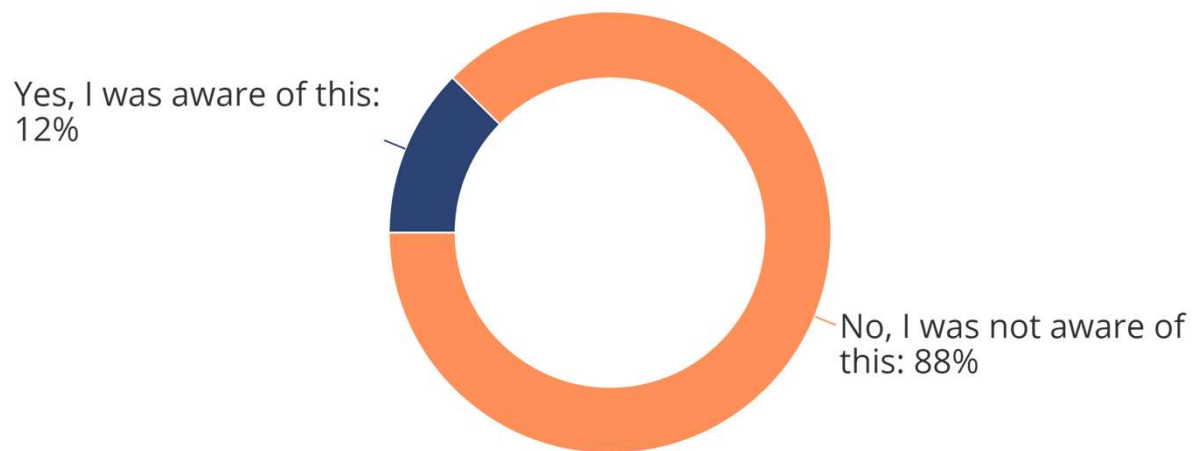


18%

of respondents were aware that Dublin holds the title of European Capital of Smart Tourism.

Base: 1060

Were you aware before today that Dublin City has been chosen by the European Commission as 1 of 100 Climate-Neutral & Smart Cities by 2030 under an EU Mission?



12%

of respondents were aware that Dublin had been chosen by the European Commission as 1 of 100 Climate-Neutral & Smart Cities by 2030.

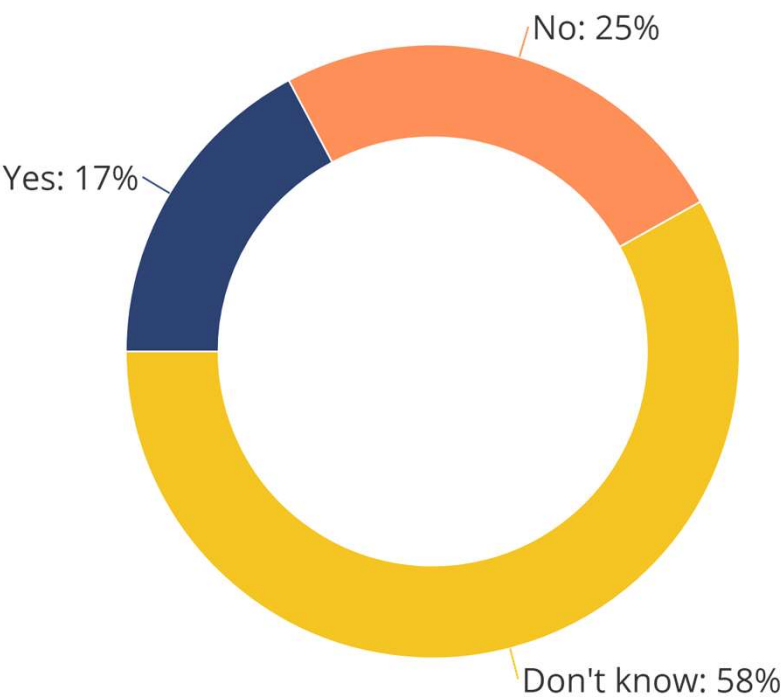
Base: 1058

Agenda

I.	Summary	2
II.	Introduction and Respondent Profile	9
III.	Feeling Safe in the City Centre	14
IV.	Life Satisfaction	16
V.	EU Moving in the Right Direction?	18
VI.	Where EU's Performance is Strongest	20
VII.	Where EU's Performance is Weakest	22
VIII.	Awareness of EU co-Financed Projects	24
IX.	Awareness of EU Funds or Programmes - Unprompted	26
X.	Awareness of EU Funds or Programmes - Prompted	28
XI.	Awareness of EU Programmes Related to Urban Issues	30
XII.	Sources of Information on EU Issues	32
XIII.	Awareness of Dublin's EU Designations	34
XIV.	Benefited from Funded Projects	37
XV.	EU Funded Projects Making You Feel More Like an EU Citizen	40
XVI.	Which National Issues or Sectors should EU Funds Support?	42
XVII.	Top Goals of EU Funding in Dublin	44
XVIII.	Attitudes Towards EU Funding	46
XIX.	Interested in Hearing More About...	48
XX.	Where Would you like to Hear about EU Projects?	50
XXI.	Top Benefits of EU Engagement	52
XXII.	Appetite for Opportunities to be Involved with EU Projects in Dublin City	54
XXIII.	European Committee of the Regions - Awareness	56

Benefiting from Funded Projects

Have you benefited in your daily life from a project funded by the European Regional Development Fund or through Cohesion Policy?



17%

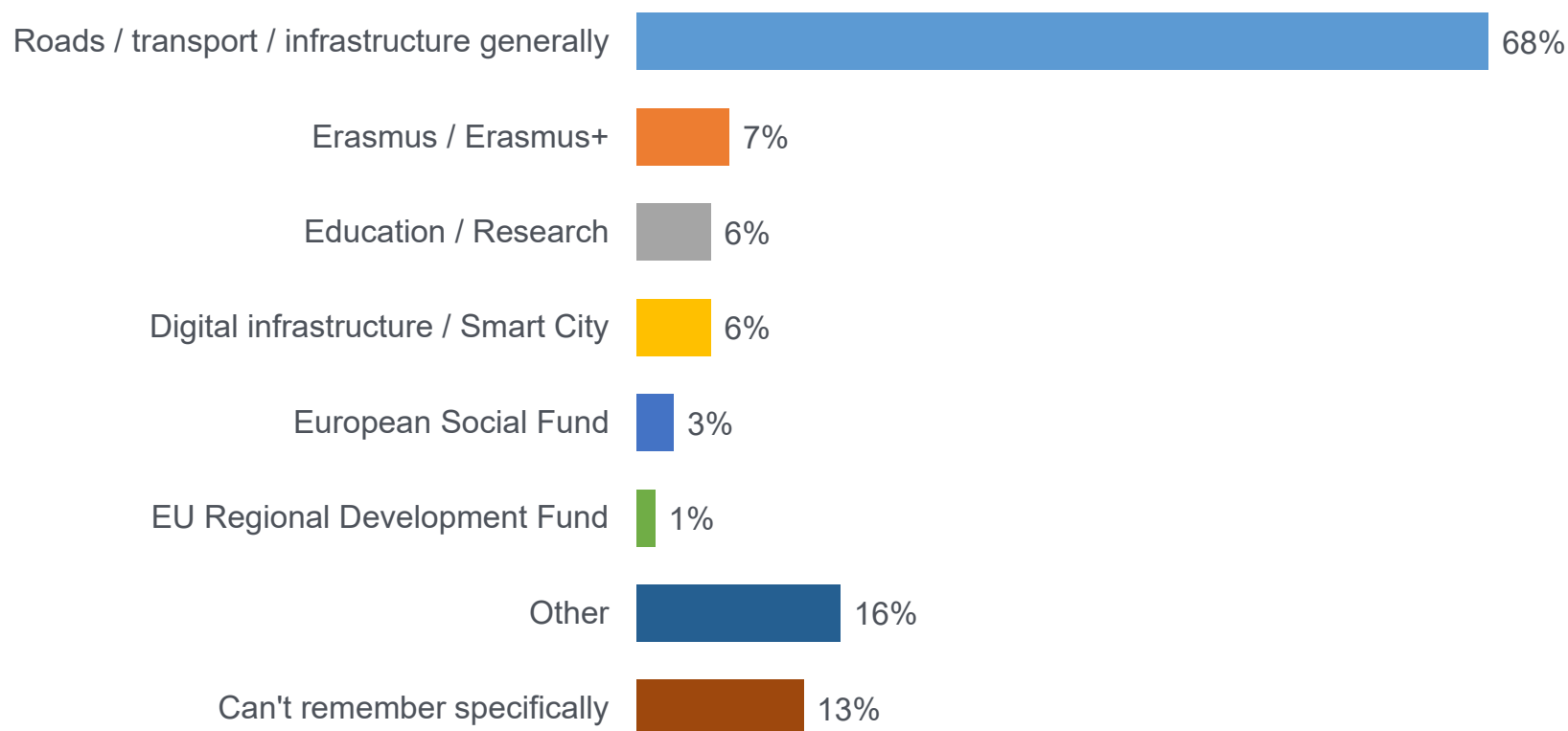
of respondents felt that they had benefited in their daily life from a project funded by the European Regional Development Fund or through Cohesion Policy.

There was little variance observed by demographics.

Base: 508

Which Projects Have You Benefited From?

Which European Regional Development Fund or Cohesion Policy Fund projects
specifically have you benefited from in your daily life?
open-ended responses categorised



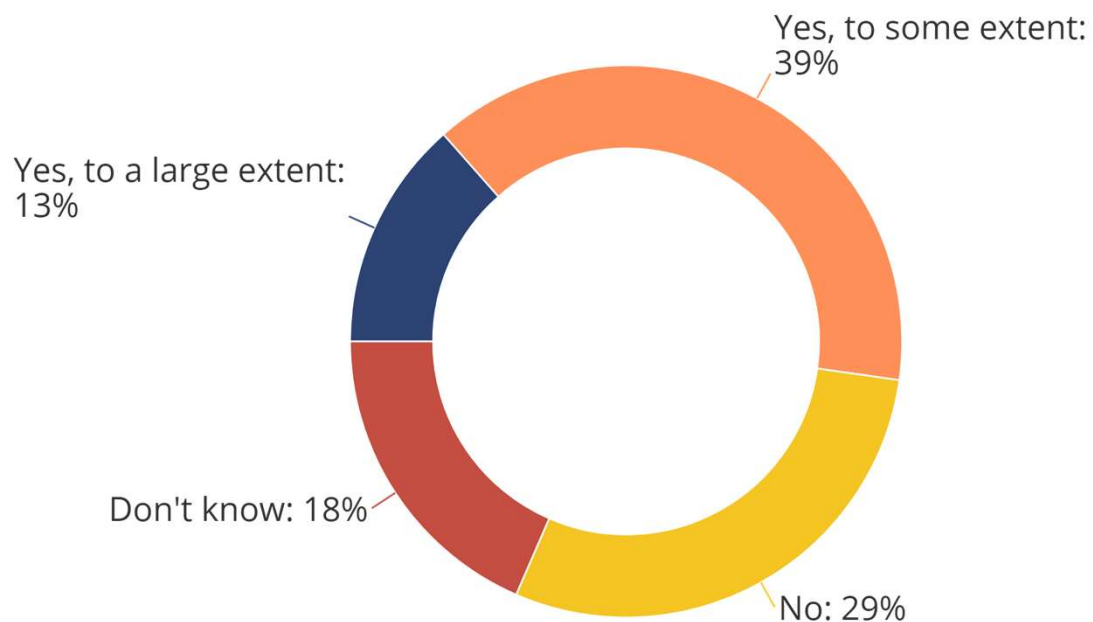
Base: 68

Agenda

I.	Summary	2
II.	Introduction and Respondent Profile	9
III.	Feeling Safe in the City Centre	14
IV.	Life Satisfaction	16
V.	EU Moving in the Right Direction?	18
VI.	Where EU's Performance is Strongest	20
VII.	Where EU's Performance is Weakest	22
VIII.	Awareness of EU co-Financed Projects	24
IX.	Awareness of EU Funds or Programmes - Unprompted	26
X.	Awareness of EU Funds or Programmes - Prompted	28
XI.	Awareness of EU Programmes Related to Urban Issues	30
XII.	Sources of Information on EU Issues	32
XIII.	Awareness of Dublin's EU Designations	34
XIV.	Benefited from Funded Projects	37
XV.	EU Funded Projects Making You Feel More Like an EU Citizen	40
XVI.	Which National Issues or Sectors should EU Funds Support?	42
XVII.	Top Goals of EU Funding in Dublin	44
XVIII.	Attitudes Towards EU Funding	46
XIX.	Interested in Hearing More About...	48
XX.	Where Would you like to Hear about EU Projects?	50
XXI.	Top Benefits of EU Engagement	52
XXII.	Appetite for Opportunities to be Involved with EU Projects in Dublin City	54
XXIII.	European Committee of the Regions - Awareness	56

EU Funded Projects Making You Feel More Like an EU Citizen

Do EU funded projects in your area make you feel like an EU citizen?



52%

of respondents felt that EU funded projects in their area made them feel more like an EU citizen, to some extent or to a large extent.

This rises with income level and education, reaching 60% among those with a postgraduate qualification.

Base: 1058

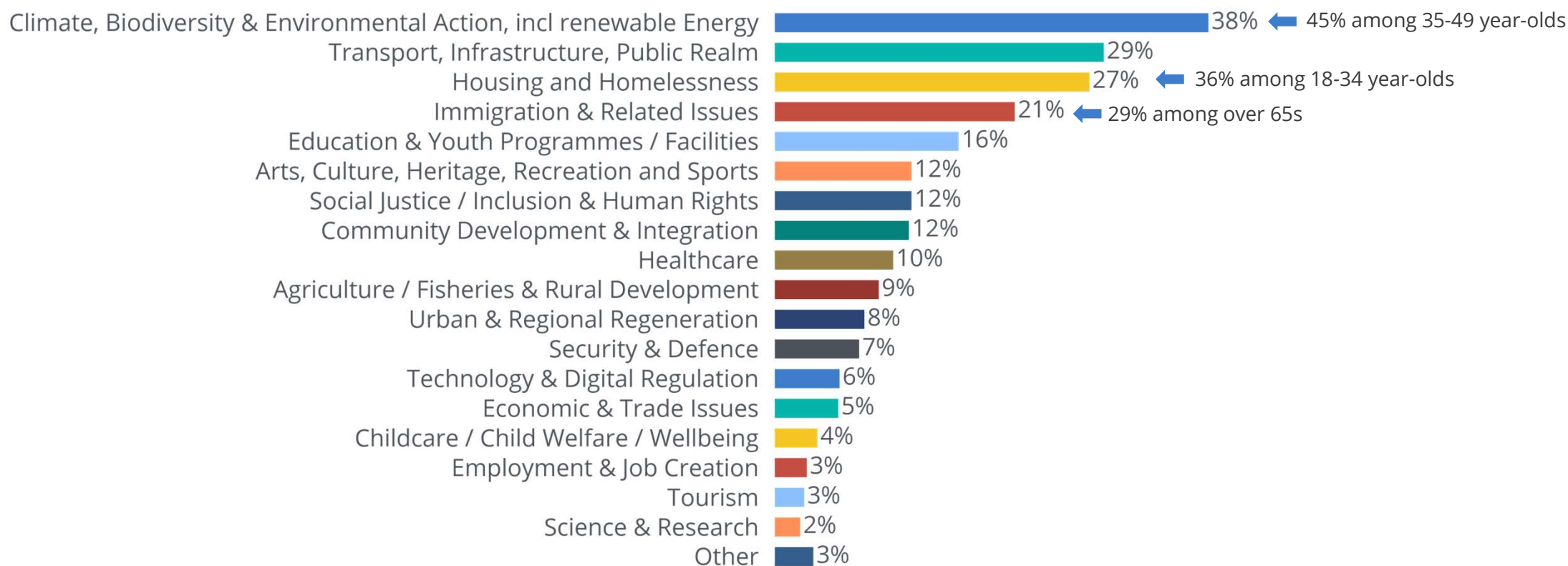
Agenda

I.	Summary	2
II.	Introduction and Respondent Profile	9
III.	Feeling Safe in the City Centre	14
IV.	Life Satisfaction	16
V.	EU Moving in the Right Direction?	18
VI.	Where EU's Performance is Strongest	20
VII.	Where EU's Performance is Weakest	22
VIII.	Awareness of EU co-Financed Projects	24
IX.	Awareness of EU Funds or Programmes - Unprompted	26
X.	Awareness of EU Funds or Programmes - Prompted	28
XI.	Awareness of EU Programmes Related to Urban Issues	30
XII.	Sources of Information on EU Issues	32
XIII.	Awareness of Dublin's EU Designations	34
XIV.	Benefited from Funded Projects	37
XV.	EU Funded Projects Making You Feel More Like an EU Citizen	40
XVI.	Which National Issues or Sectors should EU Funds Support?	42
XVII.	Top Goals of EU Funding in Dublin	44
XVIII.	Attitudes Towards EU Funding	46
XIX.	Interested in Hearing More About...	48
XX.	Where Would you like to Hear about EU Projects?	50
XXI.	Top Benefits of EU Engagement	52
XXII.	Appetite for Opportunities to be Involved with EU Projects in Dublin City	54
XXIII.	European Committee of the Regions - Awareness	56

Which national issues or sectors should EU funds support?

Which national issues or sectors should EU funds support?

open-ended suggestions categorised



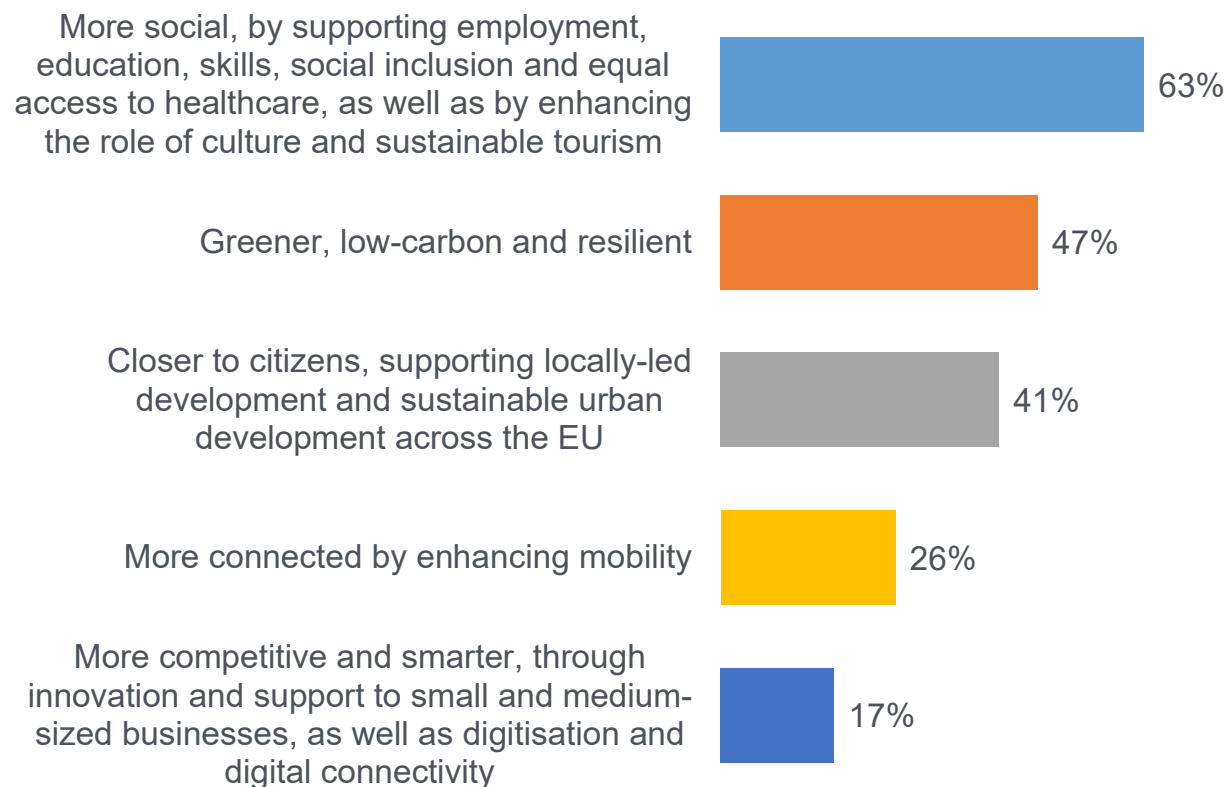
Base: 878

Agenda

I.	Summary	2
II.	Introduction and Respondent Profile	9
III.	Feeling Safe in the City Centre	14
IV.	Life Satisfaction	16
V.	EU Moving in the Right Direction?	18
VI.	Where EU's Performance is Strongest	20
VII.	Where EU's Performance is Weakest	22
VIII.	Awareness of EU co-Financed Projects	24
IX.	Awareness of EU Funds or Programmes - Unprompted	26
X.	Awareness of EU Funds or Programmes - Prompted	28
XI.	Awareness of EU Programmes Related to Urban Issues	30
XII.	Sources of Information on EU Issues	32
XIII.	Awareness of Dublin's EU Designations	34
XIV.	Benefited from Funded Projects	37
XV.	EU Funded Projects Making You Feel More Like an EU Citizen	40
XVI.	Which National Issues or Sectors should EU Funds Support?	42
XVII.	Top Goals of EU Funding in Dublin	44
XVIII.	Attitudes Towards EU Funding	46
XIX.	Interested in Hearing More About...	48
XX.	Where Would you like to Hear about EU Projects?	50
XXI.	Top Benefits of EU Engagement	52
XXII.	Appetite for Opportunities to be Involved with EU Projects in Dublin City	54
XXIII.	European Committee of the Regions - Awareness	56

Top Goals of EU Funding in Dublin

In your view, what should be the **top two goals** of EU funding in Dublin - please select the **top two goals** from the following options:



63%

of respondents selected "more social" as a top 2 goal

47%

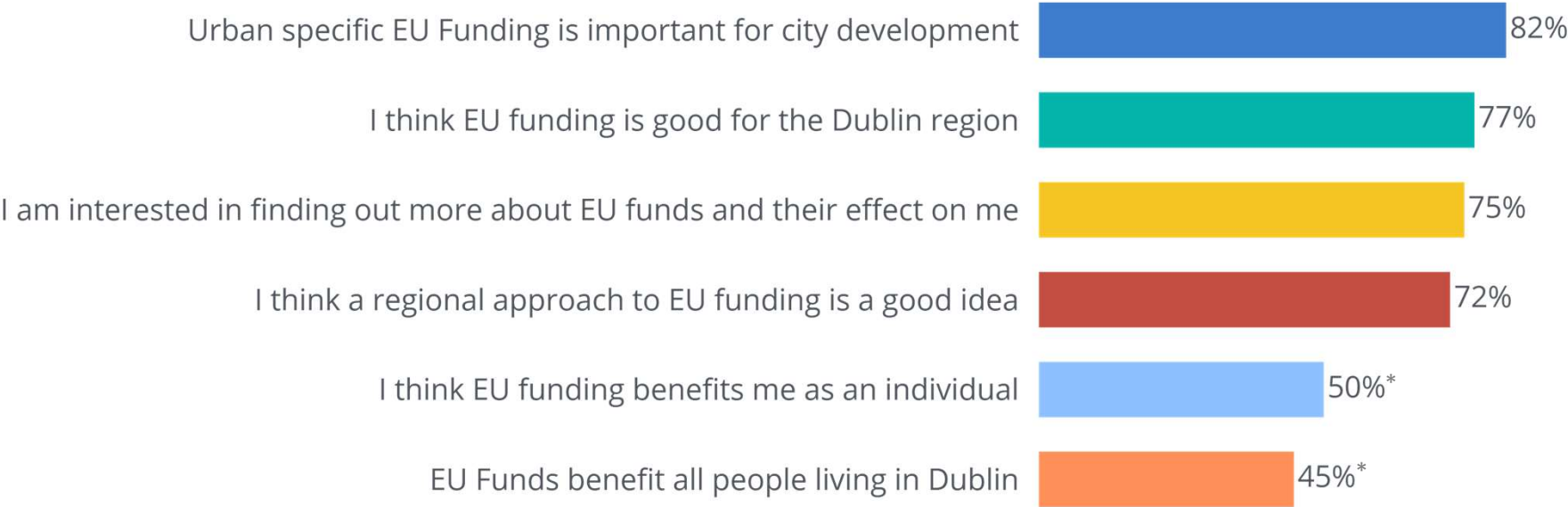
of respondents selected "greener" as a top 2 goal

Base: 1059

Agenda

I.	Summary	2
II.	Introduction and Respondent Profile	9
III.	Feeling Safe in the City Centre	14
IV.	Life Satisfaction	16
V.	EU Moving in the Right Direction?	18
VI.	Where EU's Performance is Strongest	20
VII.	Where EU's Performance is Weakest	22
VIII.	Awareness of EU co-Financed Projects	24
IX.	Awareness of EU Funds or Programmes - Unprompted	26
X.	Awareness of EU Funds or Programmes - Prompted	28
XI.	Awareness of EU Programmes Related to Urban Issues	30
XII.	Sources of Information on EU Issues	32
XIII.	Awareness of Dublin's EU Designations	34
XIV.	Benefited from Funded Projects	37
XV.	EU Funded Projects Making You Feel More Like an EU Citizen	40
XVI.	Which National Issues or Sectors should EU Funds Support?	42
XVII.	Top Goals of EU Funding in Dublin	44
XVIII.	Attitudes Towards EU Funding	46
XIX.	Interested in Hearing More About...	48
XX.	Where Would you like to Hear about EU Projects?	50
XXI.	Top Benefits of EU Engagement	52
XXII.	Appetite for Opportunities to be Involved with EU Projects in Dublin City	54
XXIII.	European Committee of the Regions - Awareness	56

To what extent do you agree or disagree with the following statements about EU funding?
% agree or strongly agree



Base: 1059

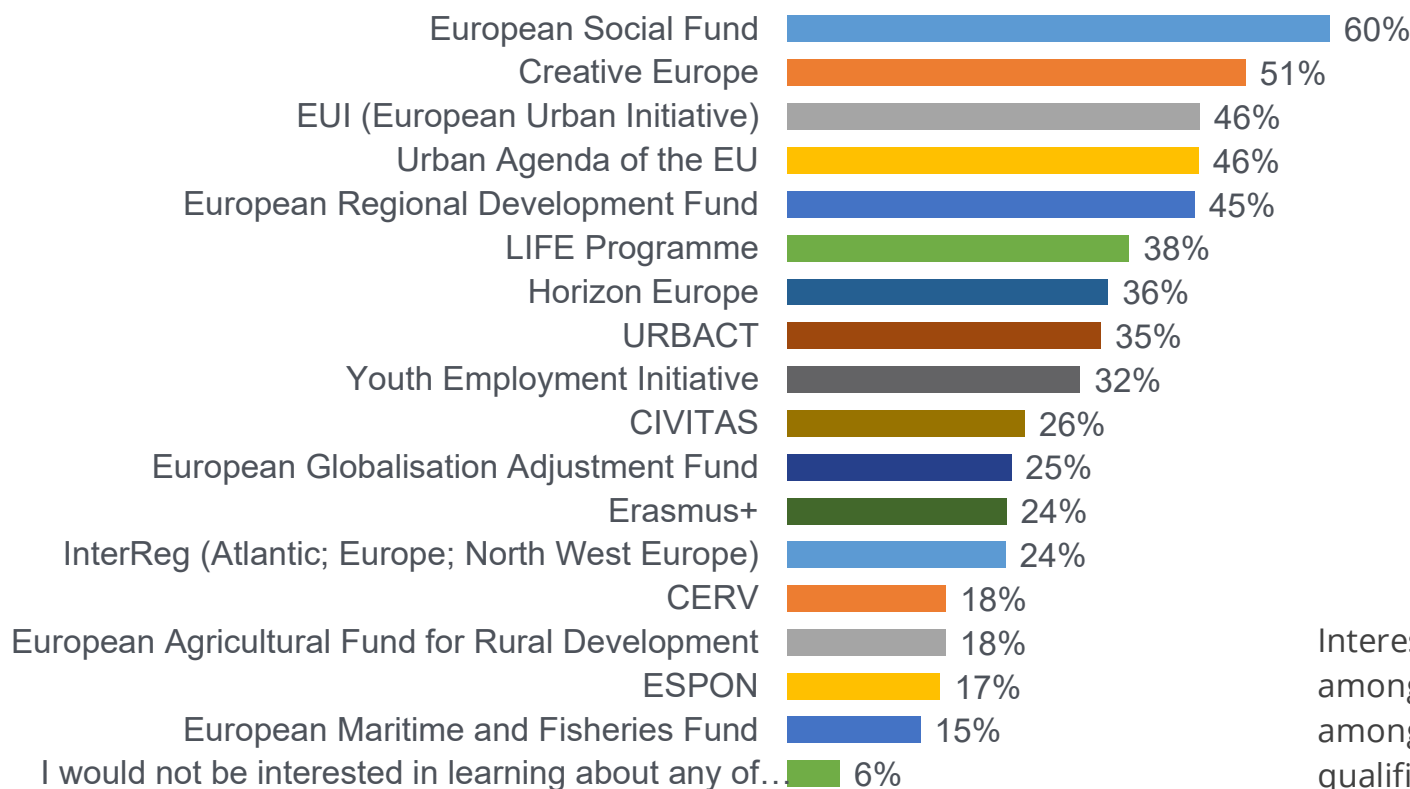
* "neutral" is relatively high for these

Agenda

I.	Summary	2
II.	Introduction and Respondent Profile	9
III.	Feeling Safe in the City Centre	14
IV.	Life Satisfaction	16
V.	EU Moving in the Right Direction?	18
VI.	Where EU's Performance is Strongest	20
VII.	Where EU's Performance is Weakest	22
VIII.	Awareness of EU co-Financed Projects	24
IX.	Awareness of EU Funds or Programmes - Unprompted	26
X.	Awareness of EU Funds or Programmes - Prompted	28
XI.	Awareness of EU Programmes Related to Urban Issues	30
XII.	Sources of Information on EU Issues	32
XIII.	Awareness of Dublin's EU Designations	34
XIV.	Benefited from Funded Projects	37
XV.	EU Funded Projects Making You Feel More Like an EU Citizen	40
XVI.	Which National Issues or Sectors should EU Funds Support?	42
XVII.	Top Goals of EU Funding in Dublin	44
XVIII.	Attitudes Towards EU Funding	46
XIX.	Interested in Hearing More About...	48
XX.	Where Would you like to Hear about EU Projects?	50
XXI.	Top Benefits of EU Engagement	52
XXII.	Appetite for Opportunities to be Involved with EU Projects in Dublin City	54
XXIII.	European Committee of the Regions - Awareness	56

Interested in Hearing More About...

Which EU funds or programmes would you be interested in hearing more about? Please select as many as apply.



60%

of those interested in hearing more would like to hear more about the European Social Fund

51%

of those interested in hearing more would like to hear more about Creative Europe

Interest tends to be lower among the retired, and higher among those with postgraduate qualifications.

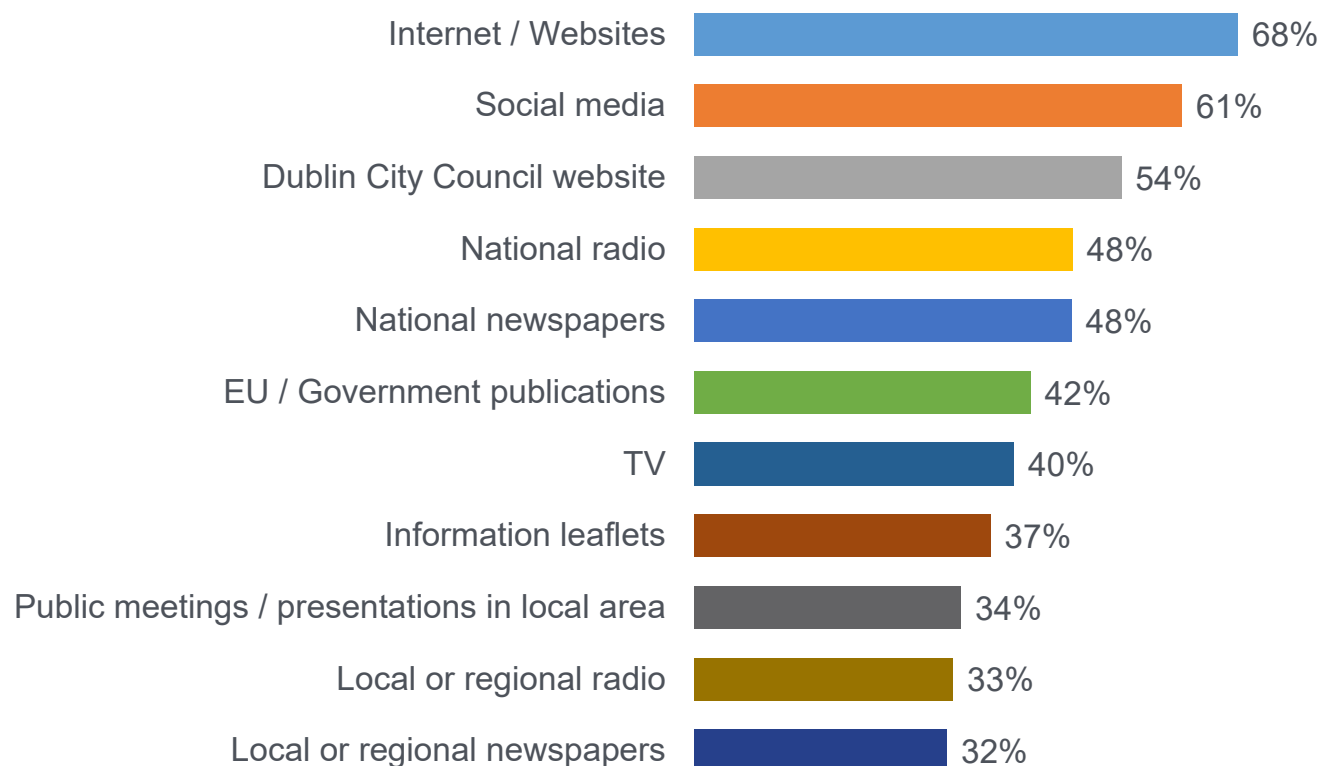
Base: 674

Agenda

I.	Summary	2
II.	Introduction and Respondent Profile	9
III.	Feeling Safe in the City Centre	14
IV.	Life Satisfaction	16
V.	EU Moving in the Right Direction?	18
VI.	Where EU's Performance is Strongest	20
VII.	Where EU's Performance is Weakest	22
VIII.	Awareness of EU co-Financed Projects	24
IX.	Awareness of EU Funds or Programmes - Unprompted	26
X.	Awareness of EU Funds or Programmes - Prompted	28
XI.	Awareness of EU Programmes Related to Urban Issues	30
XII.	Sources of Information on EU Issues	32
XIII.	Awareness of Dublin's EU Designations	34
XIV.	Benefited from Funded Projects	37
XV.	EU Funded Projects Making You Feel More Like an EU Citizen	40
XVI.	Which National Issues or Sectors should EU Funds Support?	42
XVII.	Top Goals of EU Funding in Dublin	44
XVIII.	Attitudes Towards EU Funding	46
XIX.	Interested in Hearing More About...	48
XX.	Where Would you like to Hear about EU Projects?	50
XXI.	Top Benefits of EU Engagement	52
XXII.	Appetite for Opportunities to be Involved with EU Projects in Dublin City	54
XXIII.	European Committee of the Regions - Awareness	56

Where Would you like to Hear about EU Projects?

How or where would you like to hear about EU projects? Please select all that apply.



68%

of respondents interested in hearing more would like to do so via the internet / websites

61%

would like to hear more via social media

54%

would like to hear more about EU projects via the DCC website

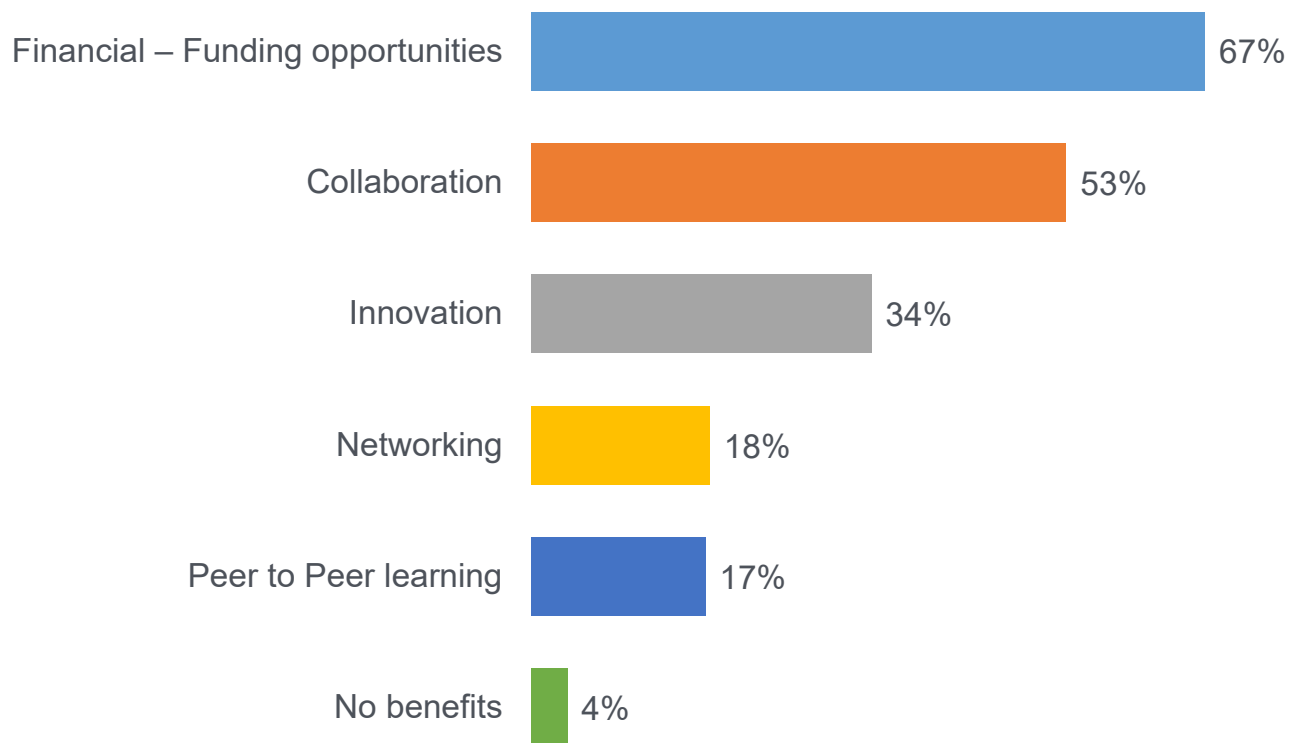
Base: 688

Agenda

I.	Summary	2
II.	Introduction and Respondent Profile	9
III.	Feeling Safe in the City Centre	14
IV.	Life Satisfaction	16
V.	EU Moving in the Right Direction?	18
VI.	Where EU's Performance is Strongest	20
VII.	Where EU's Performance is Weakest	22
VIII.	Awareness of EU co-Financed Projects	24
IX.	Awareness of EU Funds or Programmes - Unprompted	26
X.	Awareness of EU Funds or Programmes - Prompted	28
XI.	Awareness of EU Programmes Related to Urban Issues	30
XII.	Sources of Information on EU Issues	32
XIII.	Awareness of Dublin's EU Designations	34
XIV.	Benefited from Funded Projects	37
XV.	EU Funded Projects Making You Feel More Like an EU Citizen	40
XVI.	Which National Issues or Sectors should EU Funds Support?	42
XVII.	Top Goals of EU Funding in Dublin	44
XVIII.	Attitudes Towards EU Funding	46
XIX.	Interested in Hearing More About...	48
XX.	Where Would you like to Hear about EU Projects?	50
XXI.	Top Benefits of EU Engagement	52
XXII.	Appetite for Opportunities to be Involved with EU Projects in Dublin City	54
XXIII.	European Committee of the Regions - Awareness	56

Top Benefits of EU Engagement

In your opinion, what are the **top two benefits** of EU engagement? Please select up to two options from the list:



67%

of respondents felt that Funding Opportunities were a benefit of EU engagement

53%

felt that Collaboration was a benefit of EU engagement

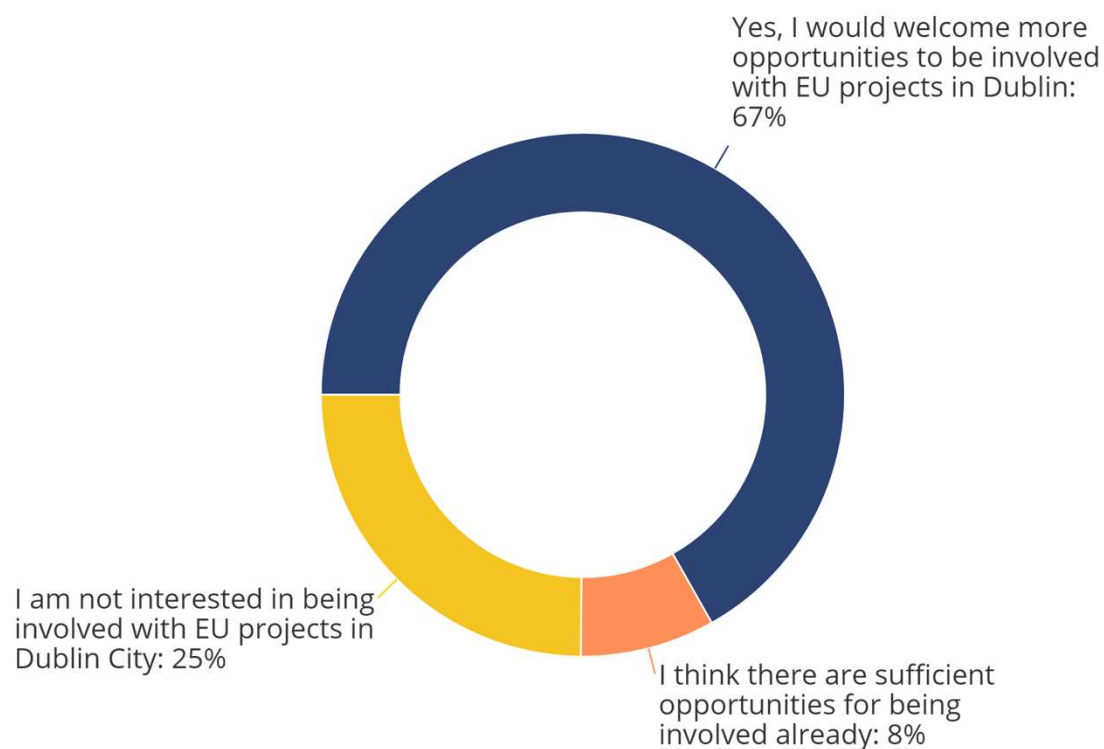
Little variance by demographics

Agenda

I.	Summary	2
II.	Introduction and Respondent Profile	9
III.	Feeling Safe in the City Centre	14
IV.	Life Satisfaction	16
V.	EU Moving in the Right Direction?	18
VI.	Where EU's Performance is Strongest	20
VII.	Where EU's Performance is Weakest	22
VIII.	Awareness of EU co-Financed Projects	24
IX.	Awareness of EU Funds or Programmes - Unprompted	26
X.	Awareness of EU Funds or Programmes - Prompted	28
XI.	Awareness of EU Programmes Related to Urban Issues	30
XII.	Sources of Information on EU Issues	32
XIII.	Awareness of Dublin's EU Designations	34
XIV.	Benefited from Funded Projects	37
XV.	EU Funded Projects Making You Feel More Like an EU Citizen	40
XVI.	Which National Issues or Sectors should EU Funds Support?	42
XVII.	Top Goals of EU Funding in Dublin	44
XVIII.	Attitudes Towards EU Funding	46
XIX.	Interested in Hearing More About...	48
XX.	Where Would you like to Hear about EU Projects?	50
XXI.	Top Benefits of EU Engagement	52
XXII.	Appetite for Opportunities to be Involved with EU Projects in Dublin City	54
XXIII.	European Committee of the Regions - Awareness	56

Appetite for Opportunities to be Involved with EU Projects in Dublin City

Would you like to have more opportunities to be involved with EU projects in Dublin City?



67%

of respondents indicated that they would welcome more opportunities to be involved with EU projects in Dublin.

This rises to 72% among DCC area respondents and among 18-34 year-olds.

Agenda

I.	Summary	2
II.	Introduction and Respondent Profile	9
III.	Feeling Safe in the City Centre	14
IV.	Life Satisfaction	16
V.	EU Moving in the Right Direction?	18
VI.	Where EU's Performance is Strongest	20
VII.	Where EU's Performance is Weakest	22
VIII.	Awareness of EU co-Financed Projects	24
IX.	Awareness of EU Funds or Programmes - Unprompted	26
X.	Awareness of EU Funds or Programmes - Prompted	28
XI.	Awareness of EU Programmes Related to Urban Issues	30
XII.	Sources of Information on EU Issues	32
XIII.	Awareness of Dublin's EU Designations	34
XIV.	Benefited from Funded Projects	37
XV.	EU Funded Projects Making You Feel More Like an EU Citizen	40
XVI.	Which National Issues or Sectors should EU Funds Support?	42
XVII.	Top Goals of EU Funding in Dublin	44
XVIII.	Attitudes Towards EU Funding	46
XIX.	Interested in Hearing More About...	48
XX.	Where Would you like to Hear about EU Projects?	50
XXI.	Top Benefits of EU Engagement	52
XXII.	Appetite for Opportunities to be Involved with EU Projects in Dublin City	54
XXIII.	European Committee of the Regions - Awareness	56

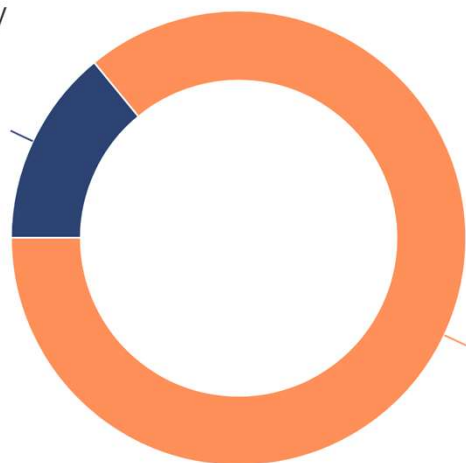
European Committee of the Regions

The **European Committee of the Regions (CoR)** is the voice of regions and cities in the European Union (EU). It represents local and regional authorities across the European Union and advises on new laws that have an impact on regions and cities (70% of all EU legislation).

Dublin City Council have an alternate member on the Committee of the Regions.

Before today, were you aware of Dublin City Council's involvement in the European Committee of the Regions?

Yes, I was aware of Dublin City Council's involvement in the European Committee of the Regions: 14%



No, I was not aware of Dublin City Council's involvement in the European Committee of the Regions: 86%

14%

of respondents were aware of Dublin City Council's involvement in the European Committee of the Regions

For further information please
contact:

Economic Development Office
Dublin City Council
01 222 5611
research@dublincity.ie