

Citizen Survey Report Night-Time Economy



Comhairle Cathrach
Bhaile Átha Cliath
Dublin City Council



Economic Development Office
Dublin City Council

Report Date:

11/04/2025

Survey Fieldwork:

January / February 2025

Report by:



Delve Research
Survey Research & Analysis

www.delve-research.com

Agenda

I.	Summary	2
II.	Introduction and Respondent Profile	7
III.	Life Satisfaction	12
IV.	Feeling Safe in the City Centre	14
V.	Engaging in Activities between 6pm and 6am	16
VI.	Barriers to Going out in Dublin More	20
VII.	Priorities for Night-Time Experience	22
VIII.	Perceptions of Evening Economy - 6pm-12 midnight	24
IX.	Perceptions of Night-Time Economy - 12 midnight-6am	26
X.	Availability of Facilities - 12 midnight-3am	28
XI.	Availability of Facilities - 3am-6am	30
XII.	Travel and International Comparisons	32
XIII.	Awareness of Night-Time Economy Advisor	36
XIV.	Awareness of Night-Time Economy Strategy	38
XV.	Pillars of Night-Time Economy Strategy - Suggestions	40
XVI.	Nocturnal Beats	42
XVII.	Comedy Culture in the Capital	47
XVIII.	Welfare Area / Safe Space	52

Life Satisfaction

- **6.7 out of 10** is the average life satisfaction score among respondents. This is down slightly on the level measured in December 2024 (6.8)

Feeling Safe in the City Centre

- **64%** of respondents felt safe in the city centre during the (down from 68% in December 2024). **33%** felt safe in the city centre at night - down from 35% in December 2024.

Engaging in activities between 6pm and 6am

- A majority of respondents engaged in activities such as “Everyday tasks (shopping / personal errands)” (**68%** engaging), “Socialising at home / in a private residence” (**66%**), “Eating out” (**64%**), “Socialise somewhere other than a pub” (**58%**), “Socialise in a pub or bar” (**57%**).

Barriers to going out at night in Dublin more

- The most commonly cited barriers to going out at night in Dublin more were “It’s too expensive to go out in Dublin at night” (**50%** selecting in top 3 barriers), “I do not feel safe in Dublin at night” (**42%**) and “It is difficult for me to get home at night” (**28%**).

Priorities for night-time experience

- The top 3 priorities for the night-time experience were “Better safety at night” (**63%** selecting in top 3), “Improved night-time transport” (**55%**) and “More free / low-cost activities” (**28%**)

Perceptions of the evening-time economy – 6pm – 12 midnight

- 92% of respondents agreed that “The evening-time economy is important to the overall Dublin economy”
- 88% agreed “The evening-time economy makes a positive contribution to Dublin’s cultural life”
- 79% agreed that “More evening-time options are needed where I live”
- 77% agreed that “More evening-time options are needed in Dublin City Centre

Perceptions of the night-time economy – 12 midnight – 6pm

- 79% of respondents agreed that “The night-time economy is important to the overall Dublin economy”
- 71% agreed “The night-time economy makes a positive contribution to Dublin’s cultural life”
- 66% agreed that “More night-time options are needed in Dublin City Centre
- 50% agreed that “More night-time options are needed where I live”

Availability of Facilities – 12 midnight to 3am

- The top 4 facilities of which respondents felt more were needed from 12 midnight to 3am were
 - Performance spaces (64%)
 - Music venues (61%)
 - Cafés (61%)
 - Cultural venues (60%)

Availability of Facilities – 3am to 6am

- The top 4 facilities of which respondents felt more were needed from 3am to 6am were
 - Dance venues (46%)
 - Music venues (44%)
 - Cafés (42%)
 - Performance spaces (42%)

Travel and International Comparisons

- **45%** of respondents indicated that they travel abroad for leisure at least every few months. The pattern of traveling abroad for leisure is similar to that observed in both February 2020 and August 2023.
- Among those with a basis for comparison, **78%** rate Dublin's nightlife poorer, and **7%** rate Dublin's nightlife better than the nightlife in the cities they have visited abroad (in line with results from August 2023).
- Berlin, London and Amsterdam were the cities most commonly selected in the top 3 European cities for nightlife, similar to February 2020 and August 2023.
- **5%** of respondents placed Dublin in their top 3 European cities for nightlife. This is down from 13% in February 2020, and in line with the figure recorded in August 2023.

Night-time Economy Advisor

- **41%** of respondents were aware of the role of Night-time Economy Advisor.

Night-time Economy Strategy

- **26%** of respondents were aware of the Night-time Economy Strategy which was published in October 2024.

Night-time Economy Strategy – Suggestions for Additions

- When prompted for suggestions as to what, if anything, could be added to the pillars of the night-time economy strategy, common suggestions related to commerce and economy (including more options / better value for money), accessibility and inclusion, and cleanliness / maintenance / sustainability.

Nocturnal Beats

- **14%** of respondents were aware of “Nocturnal Beats” that happened on Culture Night 2024. Of these 1 in 4 had participated in Nocturnal Beats.
- **76%** of those who had participated in the Nocturnal Beats late-night trail rated it as good or excellent.
- **47%** of respondents indicated that they would be somewhat (35%) or very likely (12%) to participate in Nocturnal Beats if it were repeated in 2025.

Comedy Culture in the Capital

- **21%** of respondents were aware of the Comedy Culture in the Capital festival that took place in November 2024. Of these 1 in 4 had participated in some part of the festival.
- **81%** of those who had attended any part of the Comedy Culture in the Capital festival rated it as good or excellent
- **55%** of respondents indicated that they would be somewhat (39%) or very likely (16%) to attend the Comedy Culture in the Capital festival if it were repeated in 2025.

Welfare Area / Safe Space

- **26%** of respondents were aware of the Welfare Area / Safe Space initiative at College Green in December 2024. 11 respondents had availed of the services of the Welfare Area / Safe Space during its trial.
- **7** of those who had availed of the service rated it as good or excellent.
- **75%** of respondents felt that the Welfare Area / Safe Space initiative should be continued on a permanent basis, and a further 23% felt that it would depend on the outcome of the trial period.

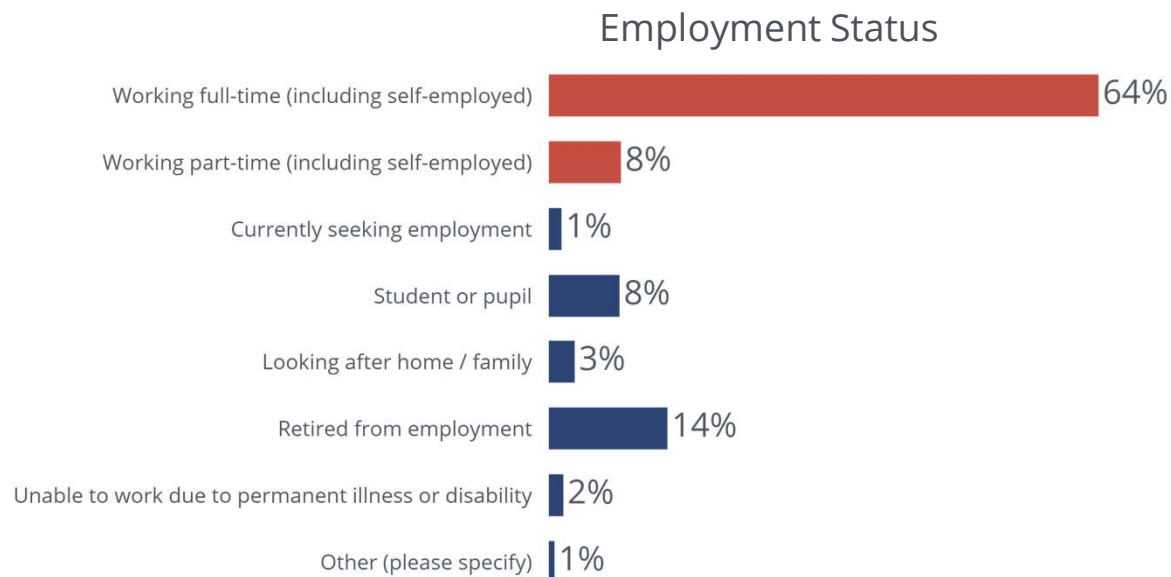
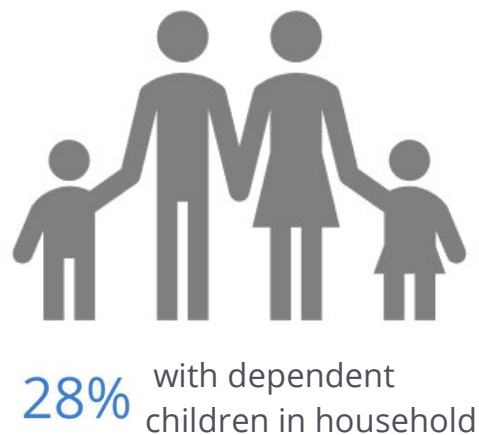
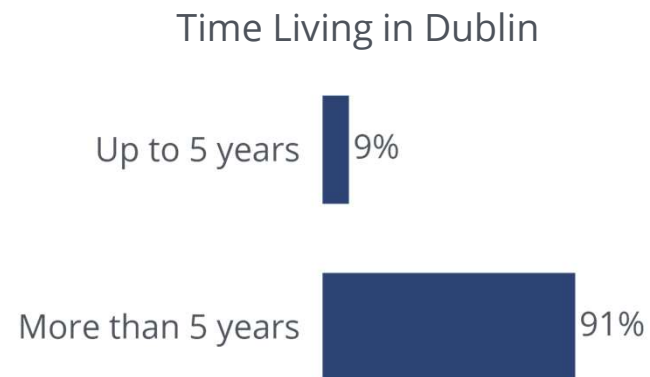
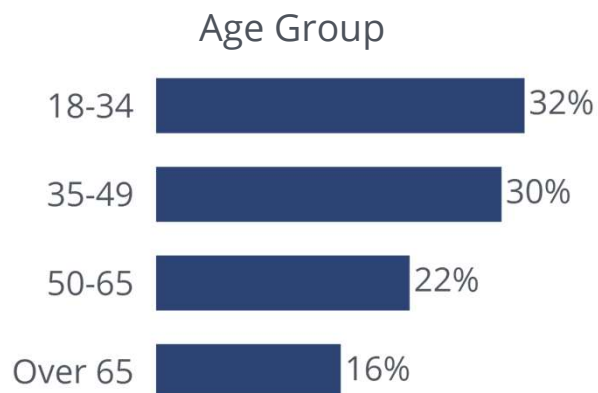
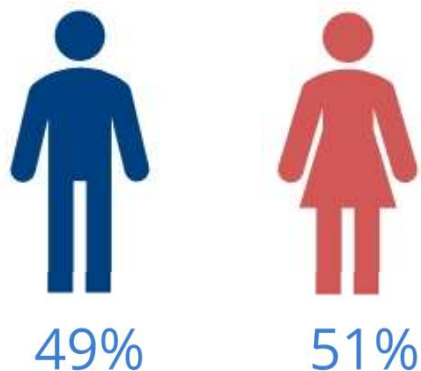
Agenda

I.	Summary	2
II.	Introduction and Respondent Profile	7
III.	Life Satisfaction	12
IV.	Feeling Safe in the City Centre	14
V.	Engaging in Activities between 6pm and 6am	16
VI.	Barriers to Going out in Dublin More	20
VII.	Priorities for Night-Time Experience	22
VIII.	Perceptions of Evening Economy - 6pm-12 midnight	24
IX.	Perceptions of Night-Time Economy - 12 midnight-6am	26
X.	Availability of Facilities - 12 midnight-3am	28
XI.	Availability of Facilities - 3am-6am	30
XII.	Travel and International Comparisons	32
XIII.	Awareness of Night-Time Economy Advisor	36
XIV.	Awareness of Night-Time Economy Strategy	38
XV.	Pillars of Night-Time Economy Strategy - Suggestions	40
XVI.	Nocturnal Beats	42
XVII.	Comedy Culture in the Capital	47
XVIII.	Welfare Area / Safe Space	52



- Online survey, 28th February - 2nd March 2025
- 1,025 respondents from the "Your Dublin, Your Voice" opinion panel
- 19% response rate
- Margin of error +/- 3%
- Robust panel in existence since 2010, recruitment through various channels

Respondent Profile

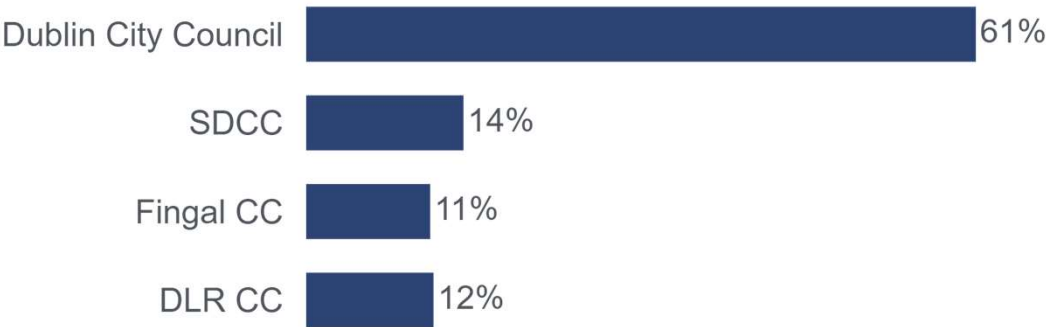


Respondent Profile

37 nationalities represented on this survey, 90% Irish



Local Authority



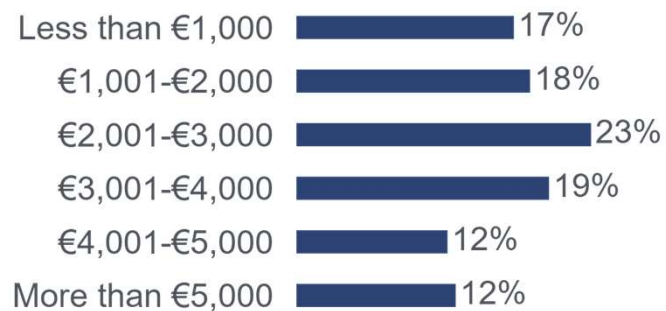
n=983

Current Area of Residence

	%
Outside County Dublin	4%
Dublin 1	3%
Dublin 2	2%
Dublin 3	7%
Dublin 4	3%
Dublin 5	4%
Dublin 6	4%
Dublin 6W	4%
Dublin 7	9%
Dublin 8	8%
Dublin 9	7%
Dublin 10	1%
Dublin 11	5%
Dublin 12	6%
Dublin 13	3%
Dublin 14	4%
Dublin 15	3%
Dublin 16	2%
Dublin 17	1%
Dublin 18	3%
Dublin 20	1%
Dublin 22	1%
Dublin 24	3%
County Dublin	12%
NET	100%

Respondent Profile

Monthly Income After Taxes, Before Bills



Monthly Disposable Income After Bills Are Paid

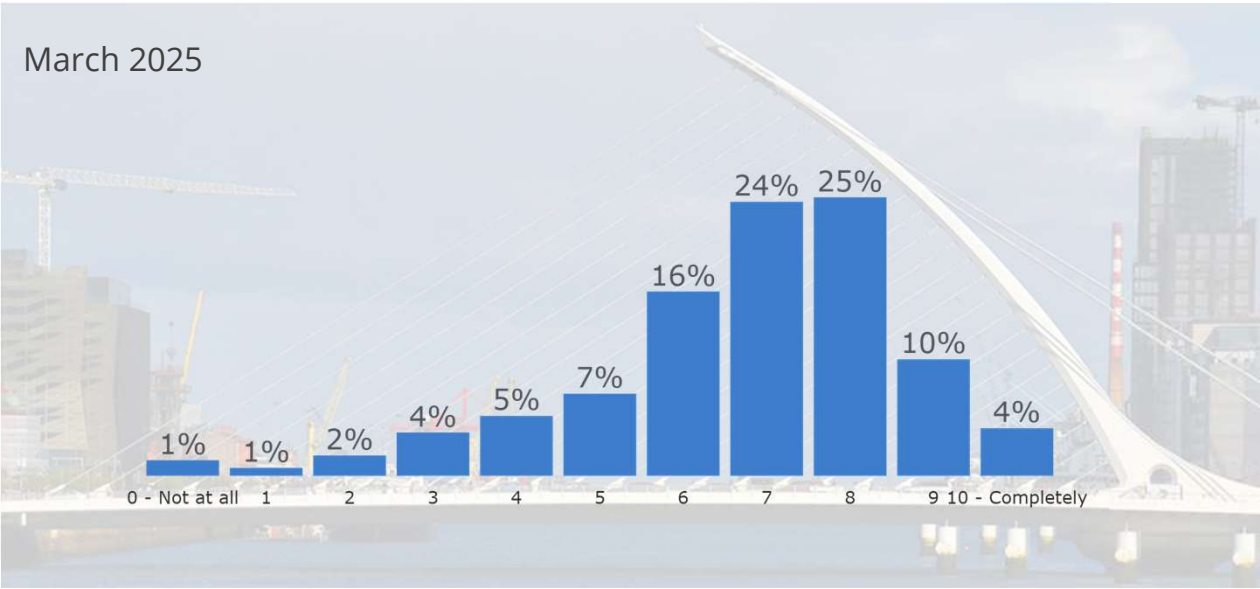


Agenda

I.	Summary	2
II.	Introduction and Respondent Profile	7
III.	Life Satisfaction	12
IV.	Feeling Safe in the City Centre	14
V.	Engaging in Activities between 6pm and 6am	16
VI.	Barriers to Going out in Dublin More	20
VII.	Priorities for Night-Time Experience	22
VIII.	Perceptions of Evening Economy - 6pm-12 midnight	24
IX.	Perceptions of Night-Time Economy - 12 midnight-6am	26
X.	Availability of Facilities - 12 midnight-3am	28
XI.	Availability of Facilities - 3am-6am	30
XII.	Travel and International Comparisons	32
XIII.	Awareness of Night-Time Economy Advisor	36
XIV.	Awareness of Night-Time Economy Strategy	38
XV.	Pillars of Night-Time Economy Strategy - Suggestions	40
XVI.	Nocturnal Beats	42
XVII.	Comedy Culture in the Capital	47
XVIII.	Welfare Area / Safe Space	52

Life Satisfaction

On a scale of 0 to 10, overall how satisfied are you with your life nowadays?



6.7
is the average life
satisfaction score out of 10

This is down slightly
compared with the level
measured in December
2024



Feb 2020 Feb 2022 Aug 2022 Nov 2022 Mar 2023 May 2023 Aug 2023 Oct 2023 Mar 2024 May 2024 Sep 2024 Dec 2024 Mar 2025

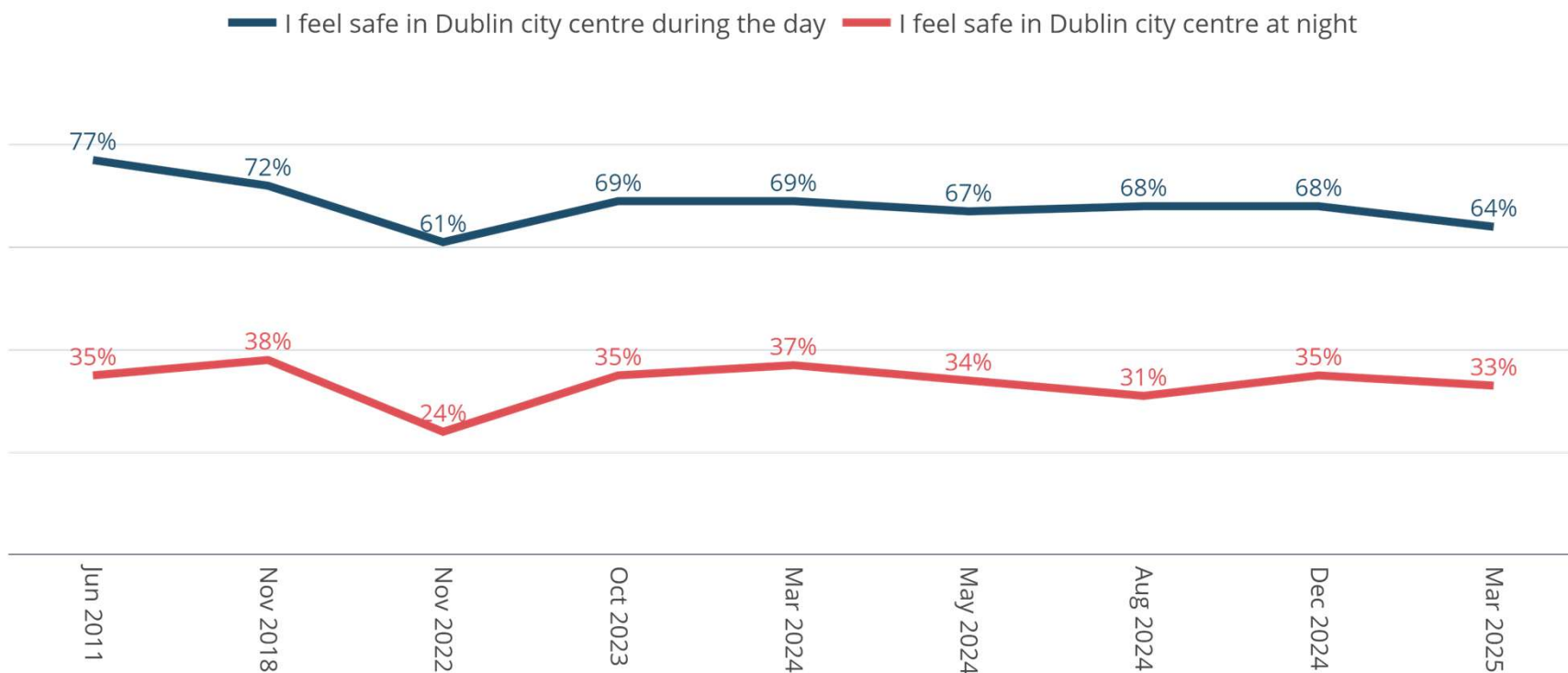
Base: 1025

Agenda

I.	Summary	2
II.	Introduction and Respondent Profile	7
III.	Life Satisfaction	12
IV.	Feeling Safe in the City Centre	14
V.	Engaging in Activities between 6pm and 6am	16
VI.	Barriers to Going out in Dublin More	20
VII.	Priorities for Night-Time Experience	22
VIII.	Perceptions of Evening Economy - 6pm-12 midnight	24
IX.	Perceptions of Night-Time Economy - 12 midnight-6am	26
X.	Availability of Facilities - 12 midnight-3am	28
XI.	Availability of Facilities - 3am-6am	30
XII.	Travel and International Comparisons	32
XIII.	Awareness of Night-Time Economy Advisor	36
XIV.	Awareness of Night-Time Economy Strategy	38
XV.	Pillars of Night-Time Economy Strategy - Suggestions	40
XVI.	Nocturnal Beats	42
XVII.	Comedy Culture in the Capital	47
XVIII.	Welfare Area / Safe Space	52

Feeling Safe in the City Centre - Trend

Thinking about shopping (excluding groceries) and leisure in general please indicate your level of agreement with each of the following statements:
% agree or strongly agree



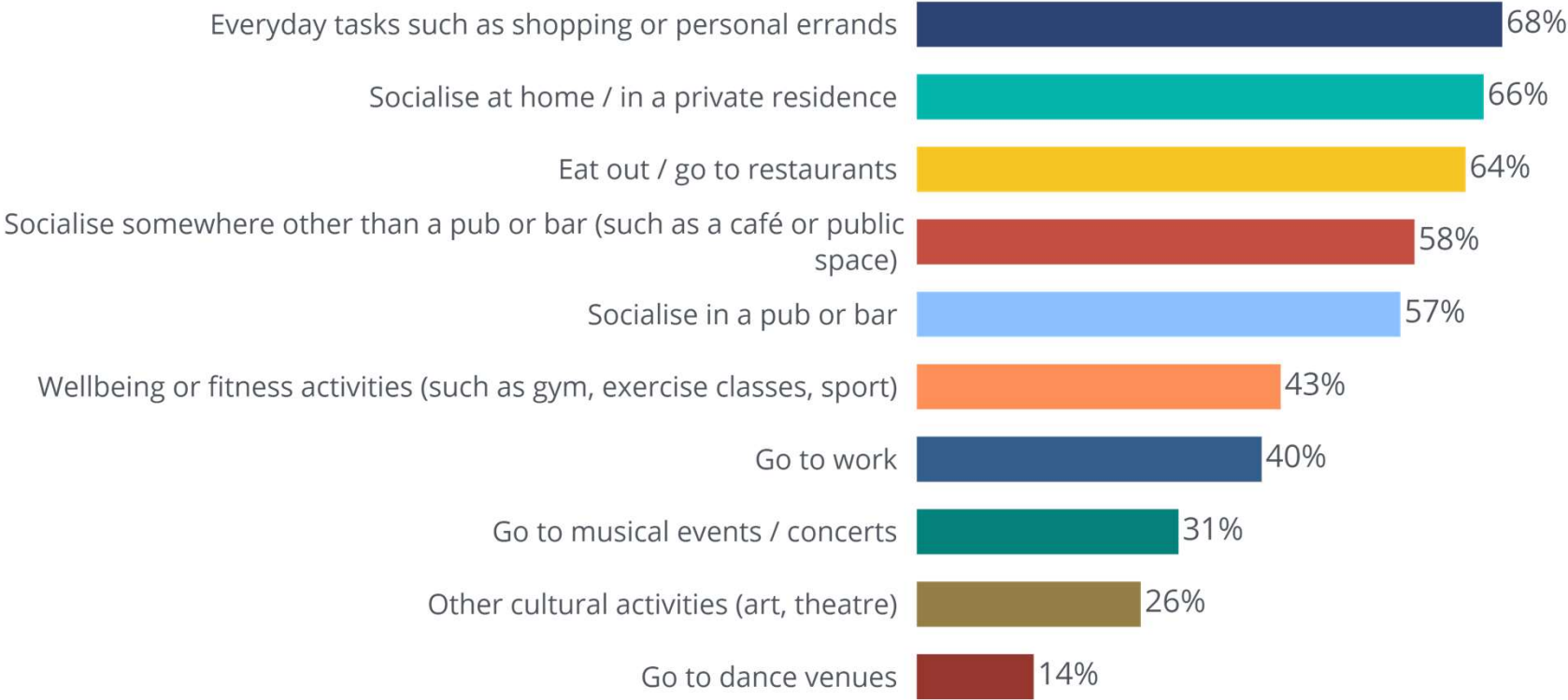
Base March 2025: 1025

Agenda

I.	Summary	2
II.	Introduction and Respondent Profile	7
III.	Life Satisfaction	12
IV.	Feeling Safe in the City Centre	14
V.	Engaging in Activities between 6pm and 6am	16
VI.	Barriers to Going out in Dublin More	20
VII.	Priorities for Night-Time Experience	22
VIII.	Perceptions of Evening Economy - 6pm-12 midnight	24
IX.	Perceptions of Night-Time Economy - 12 midnight-6am	26
X.	Availability of Facilities - 12 midnight-3am	28
XI.	Availability of Facilities - 3am-6am	30
XII.	Travel and International Comparisons	32
XIII.	Awareness of Night-Time Economy Advisor	36
XIV.	Awareness of Night-Time Economy Strategy	38
XV.	Pillars of Night-Time Economy Strategy - Suggestions	40
XVI.	Nocturnal Beats	42
XVII.	Comedy Culture in the Capital	47
XVIII.	Welfare Area / Safe Space	52

Engaging in activities between 6pm and 6am

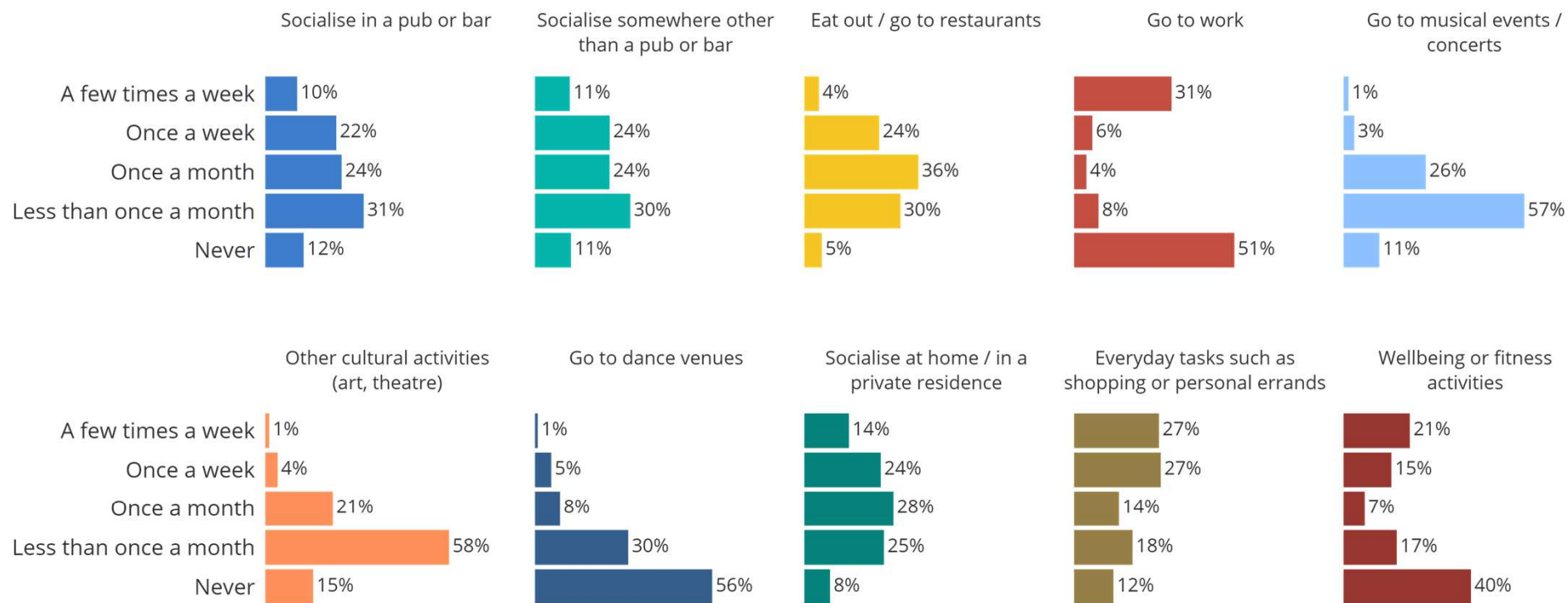
Engaging in activities between 6pm and 6am at least once a month
% of respondents



Base: 1025

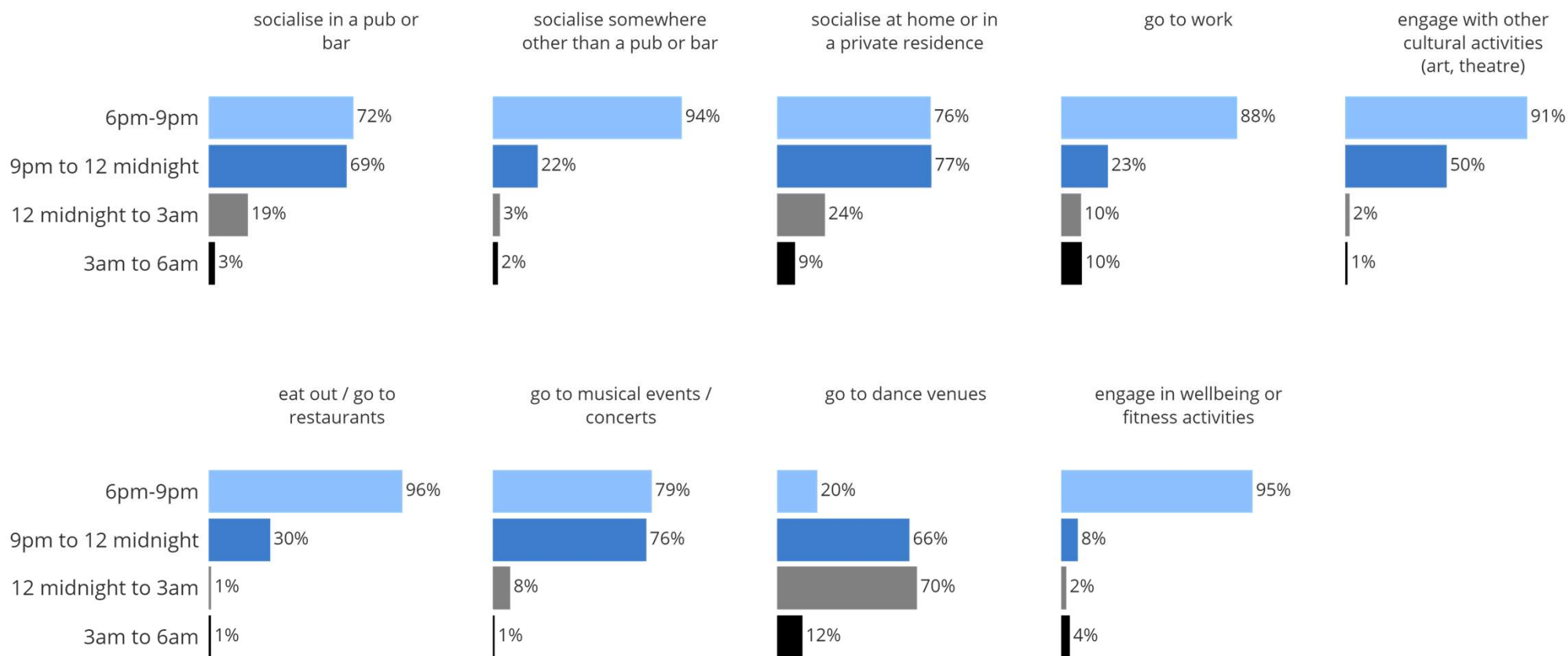
Engaging in activities between 6pm and 6am

Engaging in activities between 6pm and 6am % of respondents



Engaging in activities between 6pm and 6am - time periods

During which time periods would you typically... at night?



Agenda

I.	Summary	2
II.	Introduction and Respondent Profile	7
III.	Life Satisfaction	12
IV.	Feeling Safe in the City Centre	14
V.	Engaging in Activities between 6pm and 6am	16
VI.	Barriers to Going out in Dublin More	20
VII.	Priorities for Night-Time Experience	22
VIII.	Perceptions of Evening Economy - 6pm-12 midnight	24
IX.	Perceptions of Night-Time Economy - 12 midnight-6am	26
X.	Availability of Facilities - 12 midnight-3am	28
XI.	Availability of Facilities - 3am-6am	30
XII.	Travel and International Comparisons	32
XIII.	Awareness of Night-Time Economy Advisor	36
XIV.	Awareness of Night-Time Economy Strategy	38
XV.	Pillars of Night-Time Economy Strategy - Suggestions	40
XVI.	Nocturnal Beats	42
XVII.	Comedy Culture in the Capital	47
XVIII.	Welfare Area / Safe Space	52

Barriers to going out at night in Dublin more

Which of the following, if any, are the main barriers to you going out at night in Dublin more?

% selecting in top 3



"Other" includes childcare obligations, lack of options, venues closing too early, safety concerns, accessibility issues, among others

Base: 1025

Agenda

I.	Summary	2
II.	Introduction and Respondent Profile	7
III.	Life Satisfaction	12
IV.	Feeling Safe in the City Centre	14
V.	Engaging in Activities between 6pm and 6am	16
VI.	Barriers to Going out in Dublin More	20
VII.	Priorities for Night-Time Experience	22
VIII.	Perceptions of Evening Economy - 6pm-12 midnight	24
IX.	Perceptions of Night-Time Economy - 12 midnight-6am	26
X.	Availability of Facilities - 12 midnight-3am	28
XI.	Availability of Facilities - 3am-6am	30
XII.	Travel and International Comparisons	32
XIII.	Awareness of Night-Time Economy Advisor	36
XIV.	Awareness of Night-Time Economy Strategy	38
XV.	Pillars of Night-Time Economy Strategy - Suggestions	40
XVI.	Nocturnal Beats	42
XVII.	Comedy Culture in the Capital	47
XVIII.	Welfare Area / Safe Space	52

Priorities for Night-time Experience

Thinking about night-time activities, which of the following would you most like to see prioritised in Dublin?
% selecting in top 3



Base: 1024

Agenda

I.	Summary	2
II.	Introduction and Respondent Profile	7
III.	Life Satisfaction	12
IV.	Feeling Safe in the City Centre	14
V.	Engaging in Activities between 6pm and 6am	16
VI.	Barriers to Going out in Dublin More	20
VII.	Priorities for Night-Time Experience	22
VIII.	Perceptions of Evening Economy - 6pm-12 midnight	24
IX.	Perceptions of Night-Time Economy - 12 midnight-6am	26
X.	Availability of Facilities - 12 midnight-3am	28
XI.	Availability of Facilities - 3am-6am	30
XII.	Travel and International Comparisons	32
XIII.	Awareness of Night-Time Economy Advisor	36
XIV.	Awareness of Night-Time Economy Strategy	38
XV.	Pillars of Night-Time Economy Strategy - Suggestions	40
XVI.	Nocturnal Beats	42
XVII.	Comedy Culture in the Capital	47
XVIII.	Welfare Area / Safe Space	52

Perceptions of Evening-time Economy - 6pm to 12 midnight

Thinking about the evening-time economy in Dublin (between the hours of 6pm and 12 midnight), please indicate your level of agreement with each of the following statements:

% agreeing or strongly agreeing



Base: 1025

Agenda

I.	Summary	2
II.	Introduction and Respondent Profile	7
III.	Life Satisfaction	12
IV.	Feeling Safe in the City Centre	14
V.	Engaging in Activities between 6pm and 6am	16
VI.	Barriers to Going out in Dublin More	20
VII.	Priorities for Night-Time Experience	22
VIII.	Perceptions of Evening Economy - 6pm-12 midnight	24
IX.	Perceptions of Night-Time Economy - 12 midnight-6am	26
X.	Availability of Facilities - 12 midnight-3am	28
XI.	Availability of Facilities - 3am-6am	30
XII.	Travel and International Comparisons	32
XIII.	Awareness of Night-Time Economy Advisor	36
XIV.	Awareness of Night-Time Economy Strategy	38
XV.	Pillars of Night-Time Economy Strategy - Suggestions	40
XVI.	Nocturnal Beats	42
XVII.	Comedy Culture in the Capital	47
XVIII.	Welfare Area / Safe Space	52

Perceptions of Night-time Economy - 12 midnight to 6am

Thinking about the **night-time** economy in Dublin (between the hours of 12 midnight and 6am), please indicate your level of agreement with each of the following statements:

% agreeing or strongly agreeing



Base: 1023

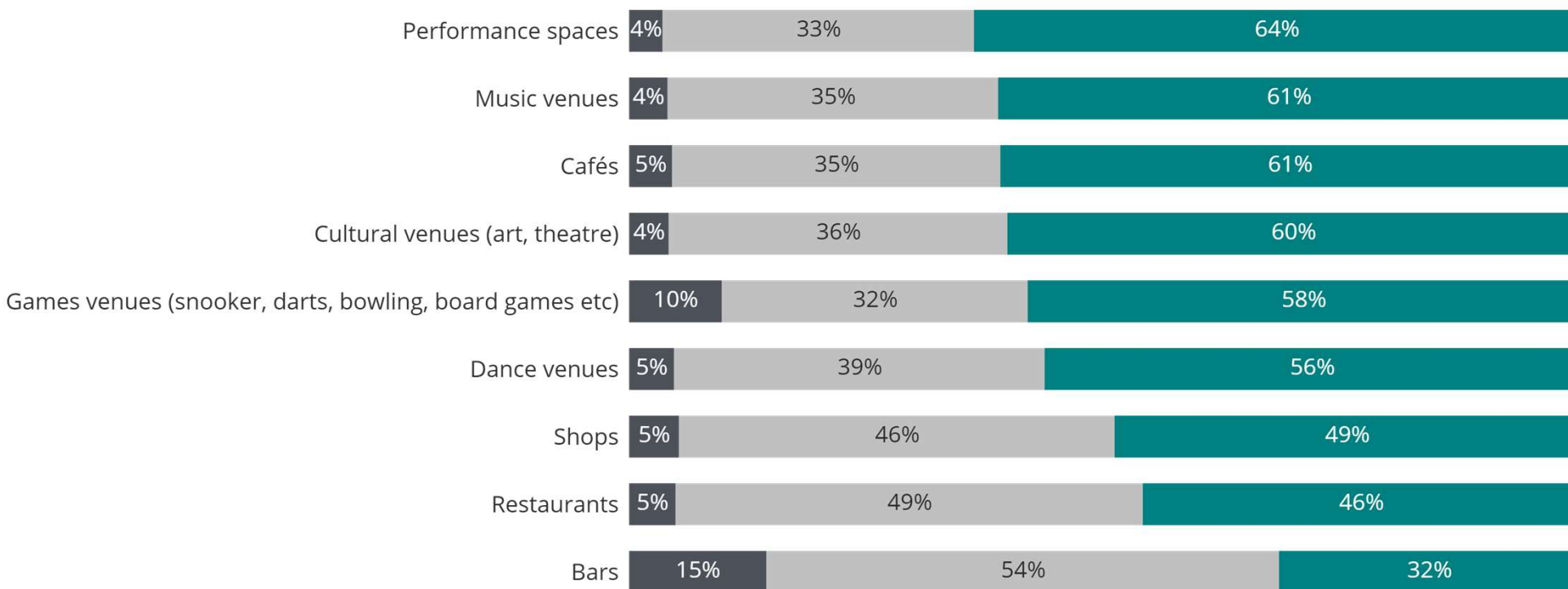
Agenda

I.	Summary	2
II.	Introduction and Respondent Profile	7
III.	Life Satisfaction	12
IV.	Feeling Safe in the City Centre	14
V.	Engaging in Activities between 6pm and 6am	16
VI.	Barriers to Going out in Dublin More	20
VII.	Priorities for Night-Time Experience	22
VIII.	Perceptions of Evening Economy - 6pm-12 midnight	24
IX.	Perceptions of Night-Time Economy - 12 midnight-6am	26
X.	Availability of Facilities - 12 midnight-3am	28
XI.	Availability of Facilities - 3am-6am	30
XII.	Travel and International Comparisons	32
XIII.	Awareness of Night-Time Economy Advisor	36
XIV.	Awareness of Night-Time Economy Strategy	38
XV.	Pillars of Night-Time Economy Strategy - Suggestions	40
XVI.	Nocturnal Beats	42
XVII.	Comedy Culture in the Capital	47
XVIII.	Welfare Area / Safe Space	52

Availability - 12 midnight to 3am

Thinking of the current range of night-time (12 midnight to 3am) facilities available in Dublin, how do you rate each one's availability? Is there adequate supply, do we need more, or do we need less of each one in your opinion?

■ Need less ■ Adequate ■ Need more



Base: 1010

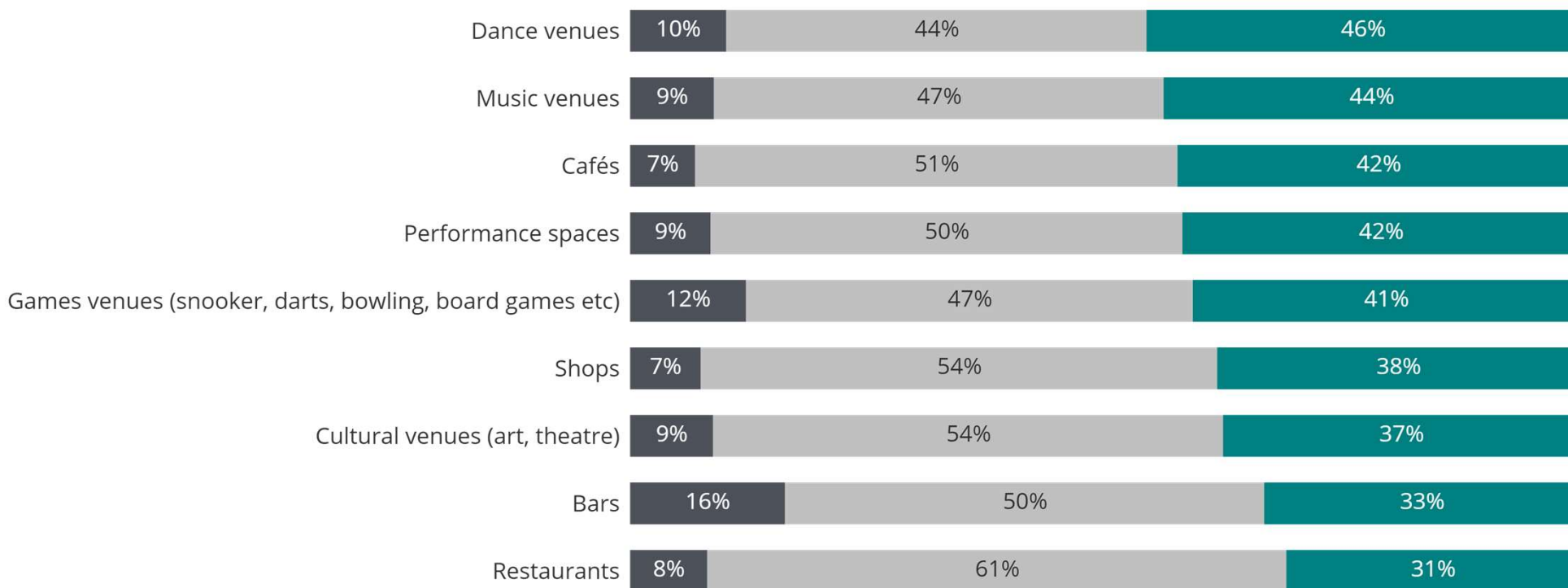
Agenda

I.	Summary	2
II.	Introduction and Respondent Profile	7
III.	Life Satisfaction	12
IV.	Feeling Safe in the City Centre	14
V.	Engaging in Activities between 6pm and 6am	16
VI.	Barriers to Going out in Dublin More	20
VII.	Priorities for Night-Time Experience	22
VIII.	Perceptions of Evening Economy - 6pm-12 midnight	24
IX.	Perceptions of Night-Time Economy - 12 midnight-6am	26
X.	Availability of Facilities - 12 midnight-3am	28
XI.	Availability of Facilities - 3am-6am	30
XII.	Travel and International Comparisons	32
XIII.	Awareness of Night-Time Economy Advisor	36
XIV.	Awareness of Night-Time Economy Strategy	38
XV.	Pillars of Night-Time Economy Strategy - Suggestions	40
XVI.	Nocturnal Beats	42
XVII.	Comedy Culture in the Capital	47
XVIII.	Welfare Area / Safe Space	52

Availability - 3am to 6am

Thinking of the current range of 3am to 6am night-time facilities available in Dublin, how do you rate each one's availability? Is there adequate supply, do we need more, or do we need less of each one in your opinion?

■ Need less ■ Adequate ■ Need more

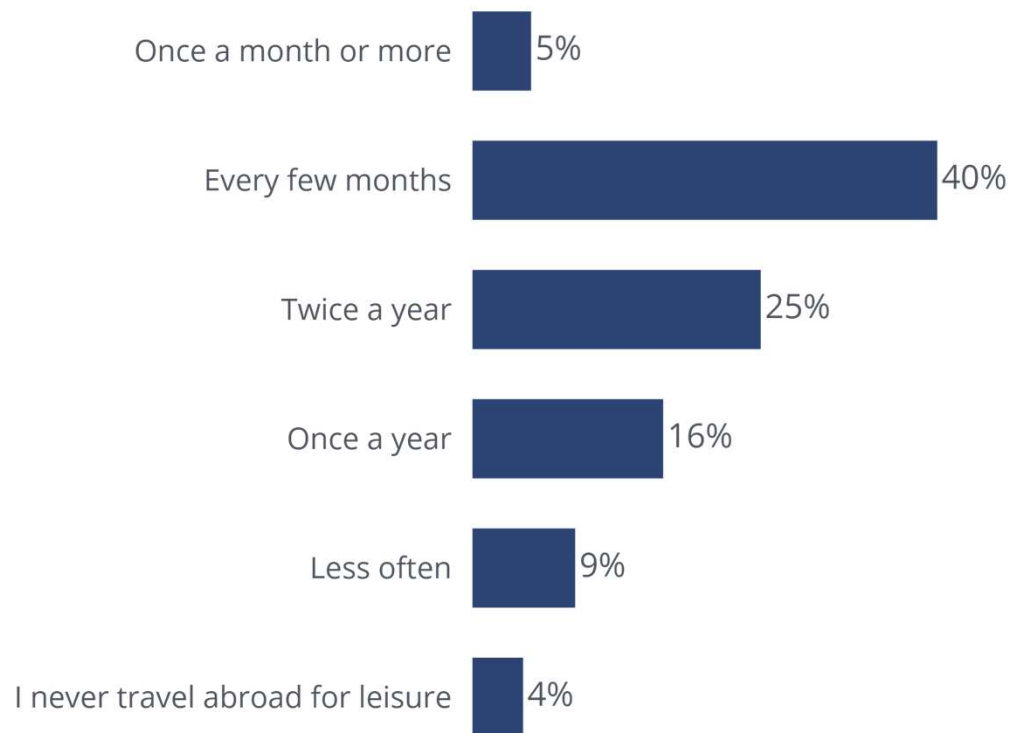


Base: 1002

Agenda

I.	Summary	2
II.	Introduction and Respondent Profile	7
III.	Life Satisfaction	12
IV.	Feeling Safe in the City Centre	14
V.	Engaging in Activities between 6pm and 6am	16
VI.	Barriers to Going out in Dublin More	20
VII.	Priorities for Night-Time Experience	22
VIII.	Perceptions of Evening Economy - 6pm-12 midnight	24
IX.	Perceptions of Night-Time Economy - 12 midnight-6am	26
X.	Availability of Facilities - 12 midnight-3am	28
XI.	Availability of Facilities - 3am-6am	30
XII.	Travel and International Comparisons	32
XIII.	Awareness of Night-Time Economy Advisor	36
XIV.	Awareness of Night-Time Economy Strategy	38
XV.	Pillars of Night-Time Economy Strategy - Suggestions	40
XVI.	Nocturnal Beats	42
XVII.	Comedy Culture in the Capital	47
XVIII.	Welfare Area / Safe Space	52

How often, if ever, do you travel abroad for leisure?



How does Dublin's nightlife compare with the nightlife in cities you have visited abroad?

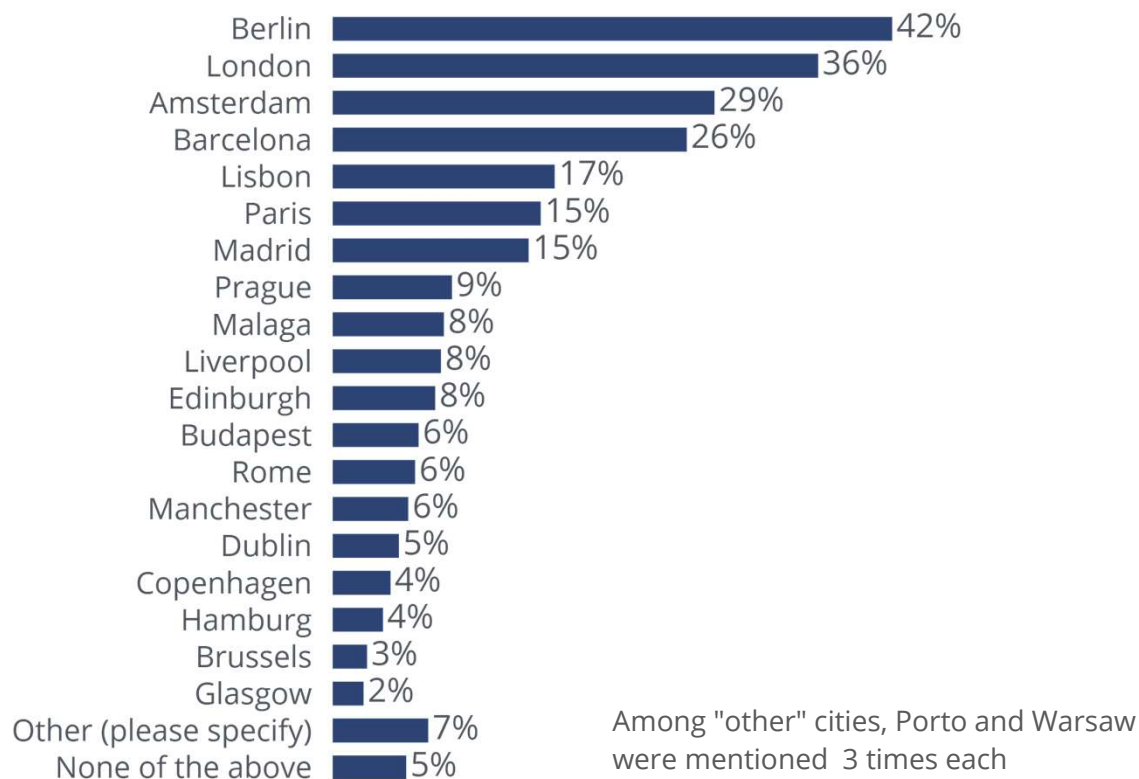


78% rate Dublin's nightlife poorer, 7% rate Dublin's nightlife better
in line with figures recorded in Q3 2023

N=829 who have travelled abroad for leisure and have a basis for comparison

Best European cities for Nightlife

What are the best European cities for nightlife in your opinion?
% selecting in top 3



Berlin, London and Amsterdam were the cities most commonly selected in the top 3.

The top 4 cities were also the top 4 cities in Q1 2020, and Q3 2023, in the same order

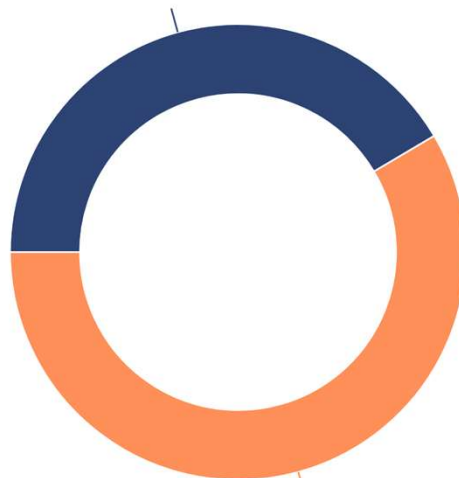
5% of respondents placed Dublin in their top 3 European cities for nightlife.

Agenda

I.	Summary	2
II.	Introduction and Respondent Profile	7
III.	Life Satisfaction	12
IV.	Feeling Safe in the City Centre	14
V.	Engaging in Activities between 6pm and 6am	16
VI.	Barriers to Going out in Dublin More	20
VII.	Priorities for Night-Time Experience	22
VIII.	Perceptions of Evening Economy - 6pm-12 midnight	24
IX.	Perceptions of Night-Time Economy - 12 midnight-6am	26
X.	Availability of Facilities - 12 midnight-3am	28
XI.	Availability of Facilities - 3am-6am	30
XII.	Travel and International Comparisons	32
XIII.	Awareness of Night-Time Economy Advisor	36
XIV.	Awareness of Night-Time Economy Strategy	38
XV.	Pillars of Night-Time Economy Strategy - Suggestions	40
XVI.	Nocturnal Beats	42
XVII.	Comedy Culture in the Capital	47
XVIII.	Welfare Area / Safe Space	52

Were you aware that Dublin City Council recently appointed a Night-Time Economy Advisor?

Yes, I was aware of the role
of Night-Time Economy
Advisor: 41%

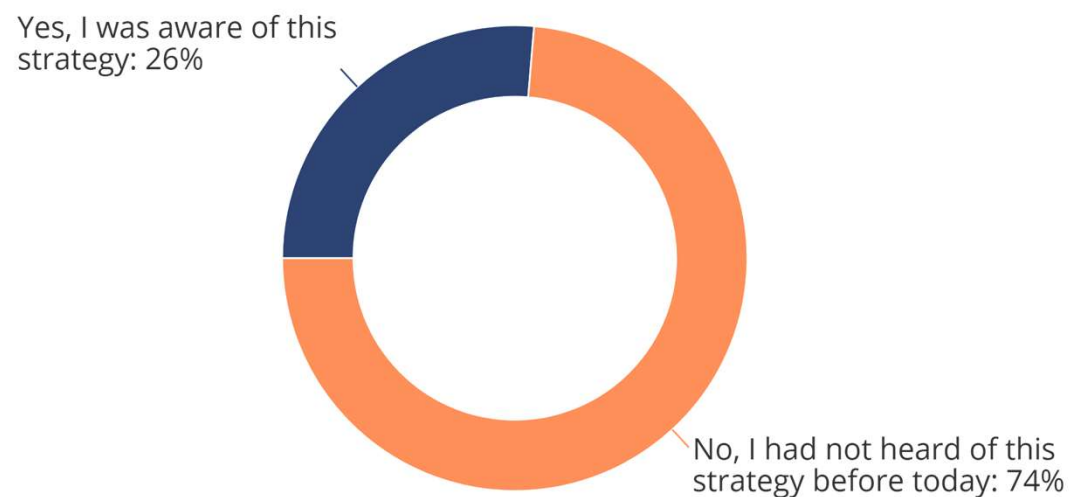


No, I was not aware of this
before today: 59%

Agenda

I.	Summary	2
II.	Introduction and Respondent Profile	7
III.	Life Satisfaction	12
IV.	Feeling Safe in the City Centre	14
V.	Engaging in Activities between 6pm and 6am	16
VI.	Barriers to Going out in Dublin More	20
VII.	Priorities for Night-Time Experience	22
VIII.	Perceptions of Evening Economy - 6pm-12 midnight	24
IX.	Perceptions of Night-Time Economy - 12 midnight-6am	26
X.	Availability of Facilities - 12 midnight-3am	28
XI.	Availability of Facilities - 3am-6am	30
XII.	Travel and International Comparisons	32
XIII.	Awareness of Night-Time Economy Advisor	36
XIV.	Awareness of Night-Time Economy Strategy	38
XV.	Pillars of Night-Time Economy Strategy - Suggestions	40
XVI.	Nocturnal Beats	42
XVII.	Comedy Culture in the Capital	47
XVIII.	Welfare Area / Safe Space	52

Were you aware that the Night-Time Economy Advisor published a night-time economy strategy in October 2024?



Agenda

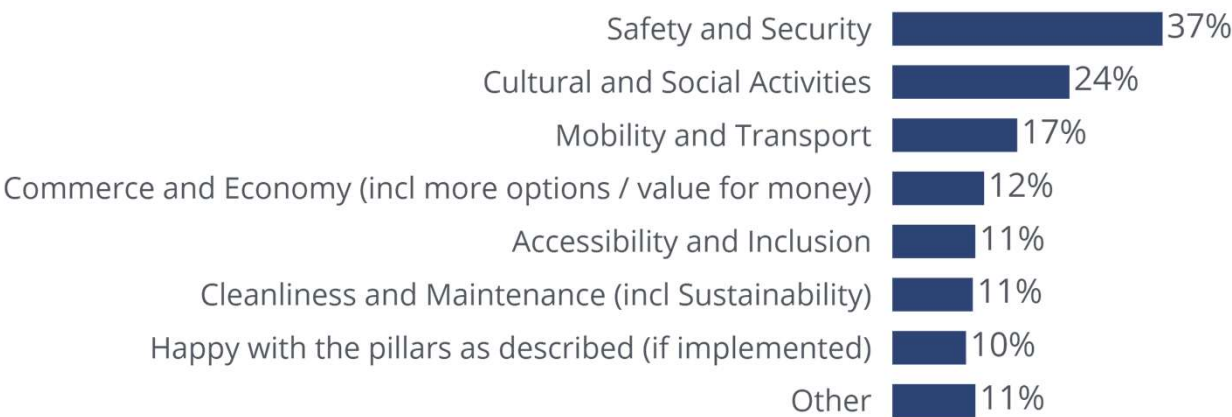
I.	Summary	2
II.	Introduction and Respondent Profile	7
III.	Life Satisfaction	12
IV.	Feeling Safe in the City Centre	14
V.	Engaging in Activities between 6pm and 6am	16
VI.	Barriers to Going out in Dublin More	20
VII.	Priorities for Night-Time Experience	22
VIII.	Perceptions of Evening Economy - 6pm-12 midnight	24
IX.	Perceptions of Night-Time Economy - 12 midnight-6am	26
X.	Availability of Facilities - 12 midnight-3am	28
XI.	Availability of Facilities - 3am-6am	30
XII.	Travel and International Comparisons	32
XIII.	Awareness of Night-Time Economy Advisor	36
XIV.	Awareness of Night-Time Economy Strategy	38
XV.	Pillars of Night-Time Economy Strategy - Suggestions	40
XVI.	Nocturnal Beats	42
XVII.	Comedy Culture in the Capital	47
XVIII.	Welfare Area / Safe Space	52

Pillars of Night-time Economy Strategy - Suggestions for Additions

There are three key pillars to Dublin City's night-time economy strategy, as follows:

- 1. Cultural Activity** – developing new cultural programming, encouraging public art installations and cultivating venue partnerships.
- 2. Mobility and Transport** – advocating for responsive public transport and ensuring venues are accessible to all.
- 3. Safety** - creating safe spaces, helping to improve security, promoting inclusion & diversity training and enhancing lighting and security measures in high-traffic nightlife areas.

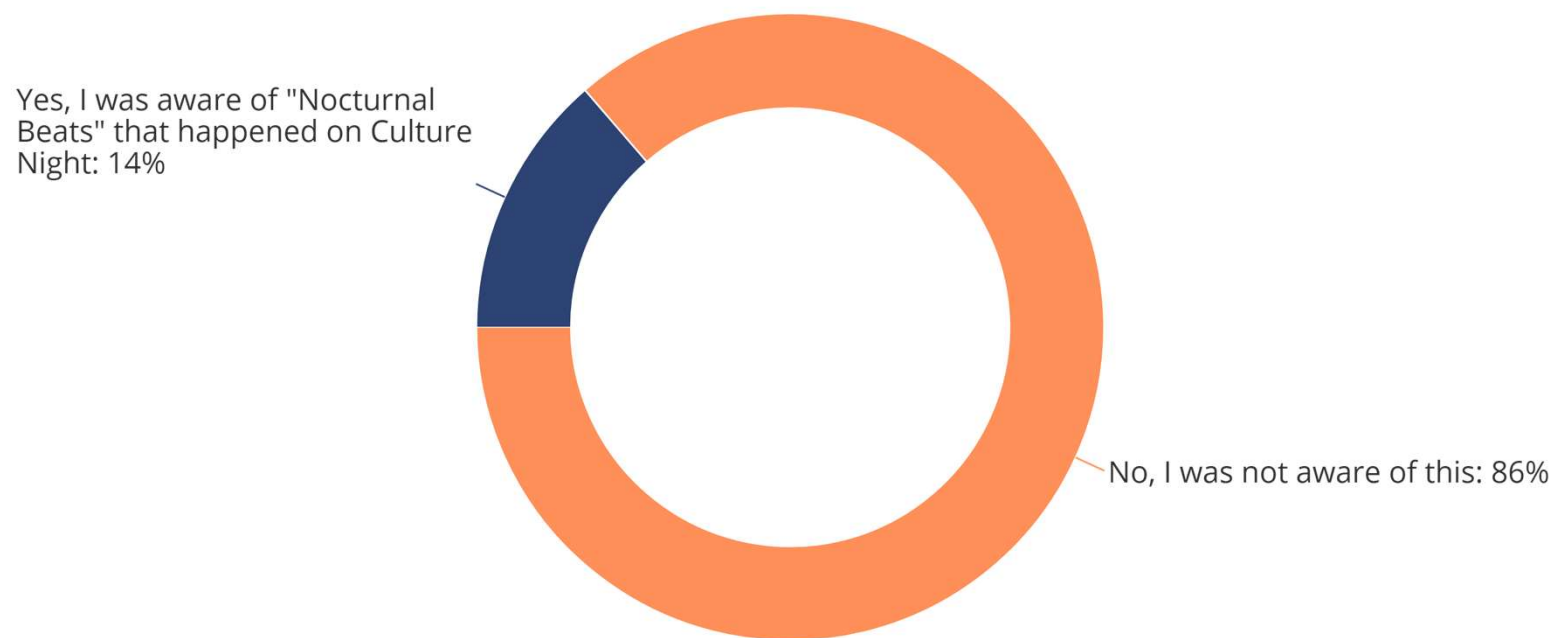
What, if anything, do you think should be added to these pillars?



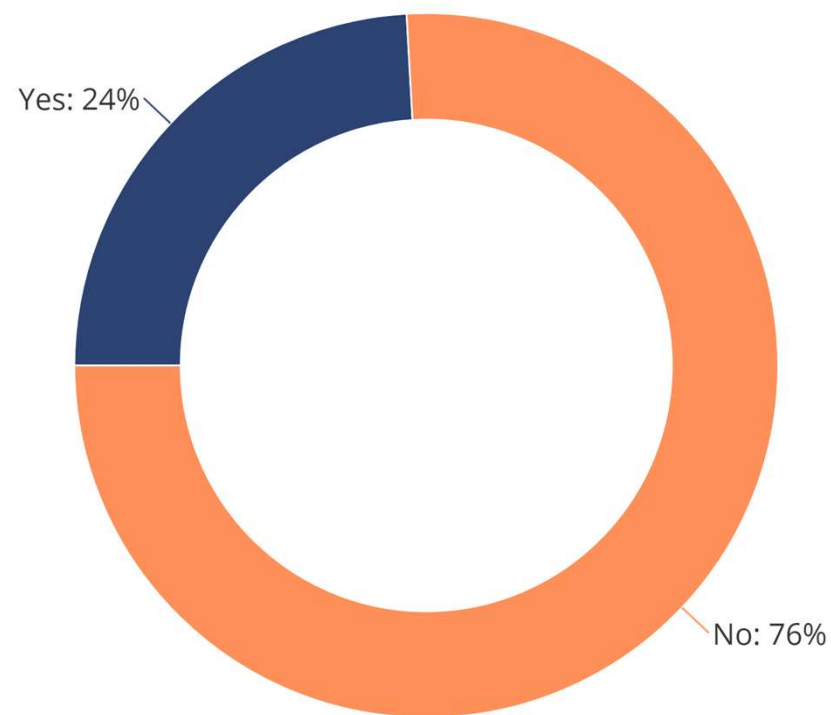
Agenda

I.	Summary	2
II.	Introduction and Respondent Profile	7
III.	Life Satisfaction	12
IV.	Feeling Safe in the City Centre	14
V.	Engaging in Activities between 6pm and 6am	16
VI.	Barriers to Going out in Dublin More	20
VII.	Priorities for Night-Time Experience	22
VIII.	Perceptions of Evening Economy - 6pm-12 midnight	24
IX.	Perceptions of Night-Time Economy - 12 midnight-6am	26
X.	Availability of Facilities - 12 midnight-3am	28
XI.	Availability of Facilities - 3am-6am	30
XII.	Travel and International Comparisons	32
XIII.	Awareness of Night-Time Economy Advisor	36
XIV.	Awareness of Night-Time Economy Strategy	38
XV.	Pillars of Night-Time Economy Strategy - Suggestions	40
XVI.	Nocturnal Beats	42
XVII.	Comedy Culture in the Capital	47
XVIII.	Welfare Area / Safe Space	52

Nocturnal Beats: Culture Night Late Venue Trail: (Sept 20th 2024) a late-night trail that guided participants through music venues across Dublin on Culture Night. Were you aware of the Nocturnal Beats late-night trail before today?

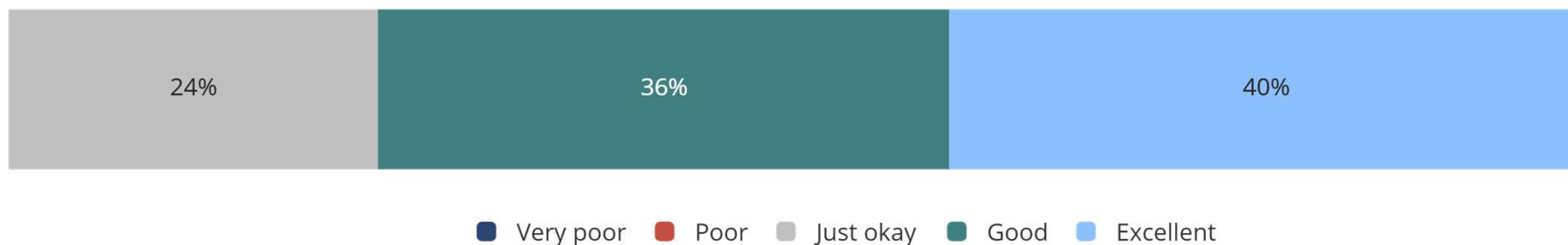


Did you participate in the Nocturnal Beats late-night trail on Culture Night 2024?



1 in 4 **of those who had heard of Nocturnal Beats** had participated in the Nocturnal Beats late-night trail on Culture Night 2024.

How would you rate the Nocturnal Beats late-night trail?

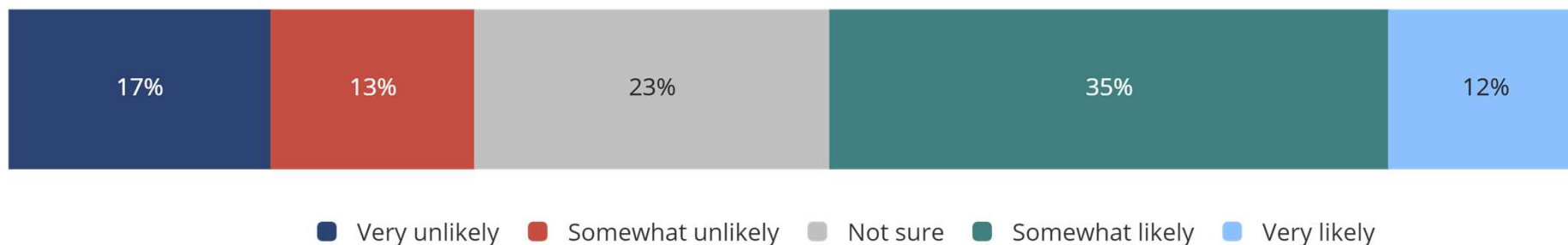


76% of those who had participated in the Nocturnal Beats late-night trail rated it as good or excellent

N=31 who participated in Nocturnal Beats late-night trail

Nocturnal Beats - Likelihood of Participating in 2025

How likely would you be to participate in the Nocturnal Beats late-night trail if it were to take place on Culture Night in 2025?



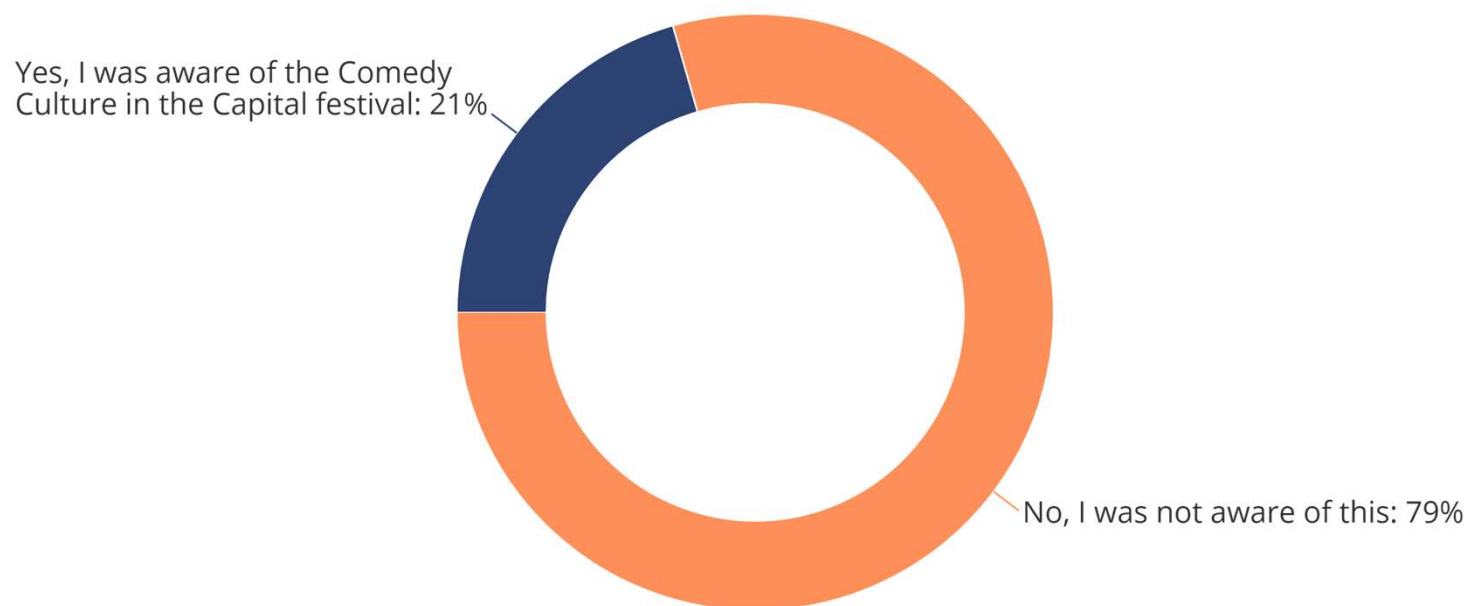
12% of respondents indicated that they would be very likely to participate in the Nocturnal Beats late-night trail if held on Culture Night in 2025

Agenda

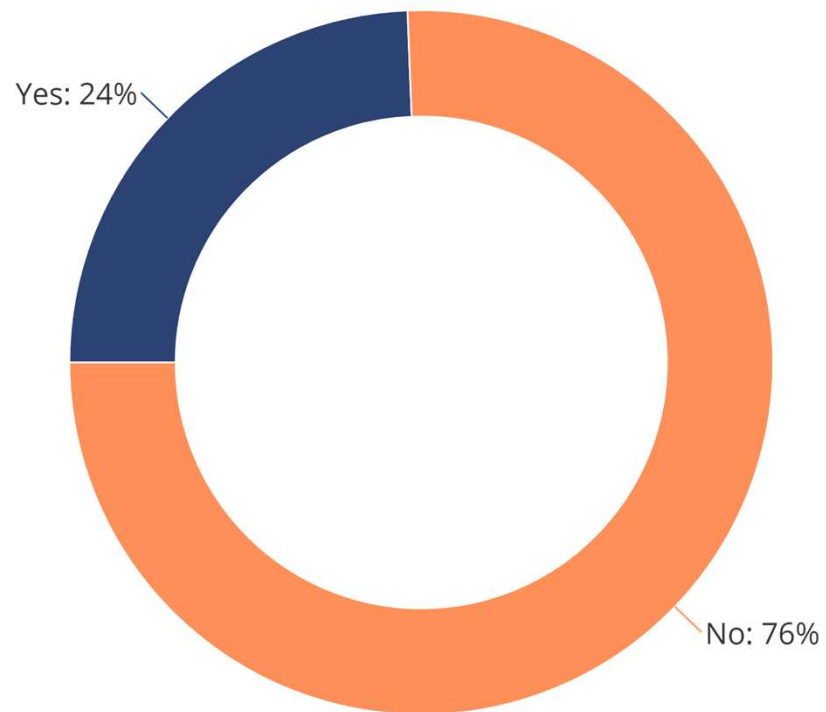
I.	Summary	2
II.	Introduction and Respondent Profile	7
III.	Life Satisfaction	12
IV.	Feeling Safe in the City Centre	14
V.	Engaging in Activities between 6pm and 6am	16
VI.	Barriers to Going out in Dublin More	20
VII.	Priorities for Night-Time Experience	22
VIII.	Perceptions of Evening Economy - 6pm-12 midnight	24
IX.	Perceptions of Night-Time Economy - 12 midnight-6am	26
X.	Availability of Facilities - 12 midnight-3am	28
XI.	Availability of Facilities - 3am-6am	30
XII.	Travel and International Comparisons	32
XIII.	Awareness of Night-Time Economy Advisor	36
XIV.	Awareness of Night-Time Economy Strategy	38
XV.	Pillars of Night-Time Economy Strategy - Suggestions	40
XVI.	Nocturnal Beats	42
XVII.	Comedy Culture in the Capital	47
XVIII.	Welfare Area / Safe Space	52

Comedy Culture in the Capital: (Nov 27th-29th) mini comedy festival featuring Irish and international artists and was held in iconic Dublin venues.

Were you aware of the Comedy Culture in the Capital festival before today?

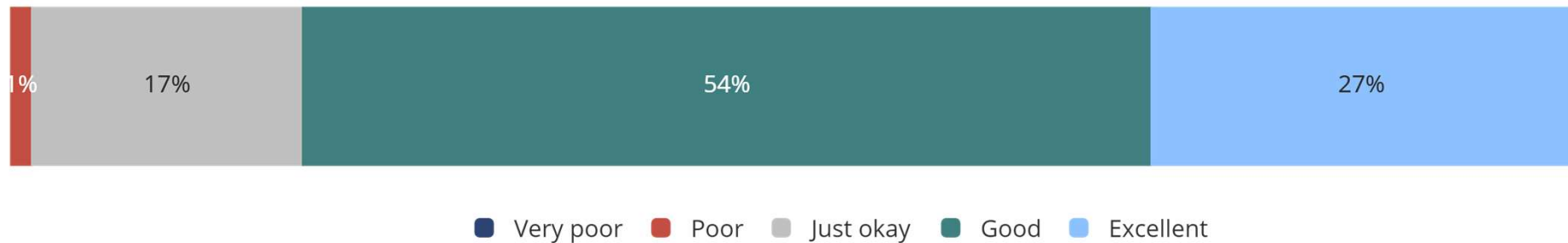


Did you attend any part of the Comedy Culture in the Capital festival in November 2024?



1 in 4 of those who had heard of the **Comedy Culture in the Capital festival** had attended some part of the festival in 2024

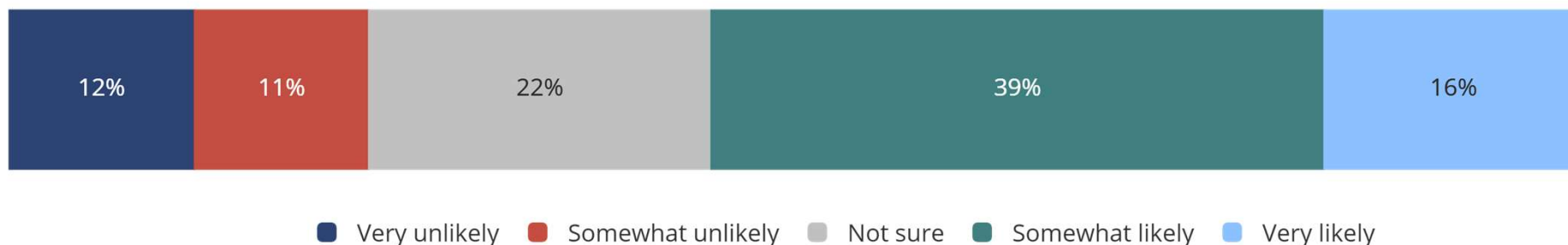
How would you rate the Comedy Culture in the Capital festival?



81% of those who had attended any part of the Comedy Culture in the Capital festival rated it as good or excellent

N=49 who attended any part of the festival

How likely would you be to attend the Comedy Culture in the Capital festival if it were to take place again in 2025?



16% of respondents indicated that they would be very likely to attend the Comedy Culture in the Capital festival if it were to take place again in 2025

Agenda

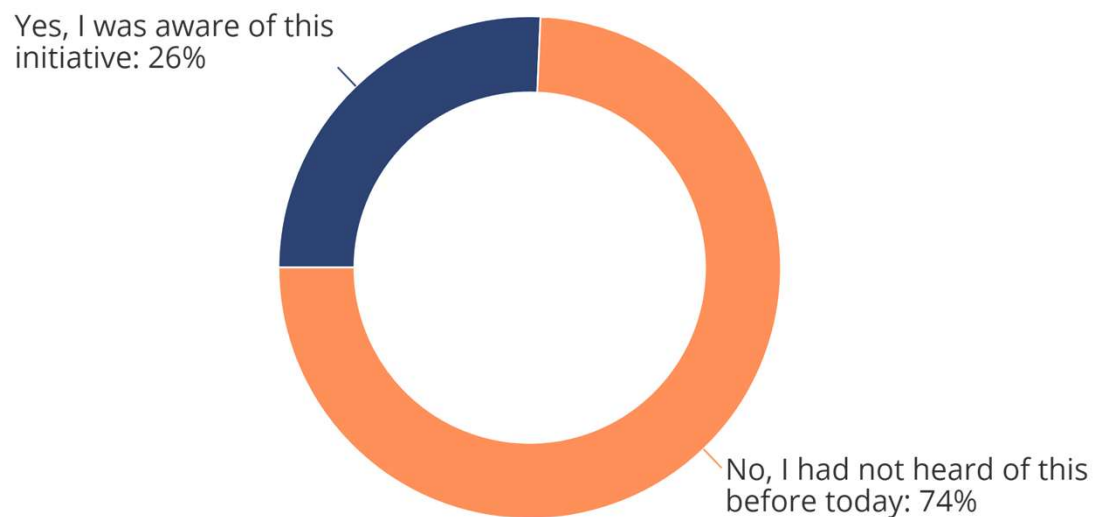
I.	Summary	2
II.	Introduction and Respondent Profile	7
III.	Life Satisfaction	12
IV.	Feeling Safe in the City Centre	14
V.	Engaging in Activities between 6pm and 6am	16
VI.	Barriers to Going out in Dublin More	20
VII.	Priorities for Night-Time Experience	22
VIII.	Perceptions of Evening Economy - 6pm-12 midnight	24
IX.	Perceptions of Night-Time Economy - 12 midnight-6am	26
X.	Availability of Facilities - 12 midnight-3am	28
XI.	Availability of Facilities - 3am-6am	30
XII.	Travel and International Comparisons	32
XIII.	Awareness of Night-Time Economy Advisor	36
XIV.	Awareness of Night-Time Economy Strategy	38
XV.	Pillars of Night-Time Economy Strategy - Suggestions	40
XVI.	Nocturnal Beats	42
XVII.	Comedy Culture in the Capital	47
XVIII.	Welfare Area / Safe Space	52

Awareness of Welfare Area / Safe Space

Welfare Area / Safe Space

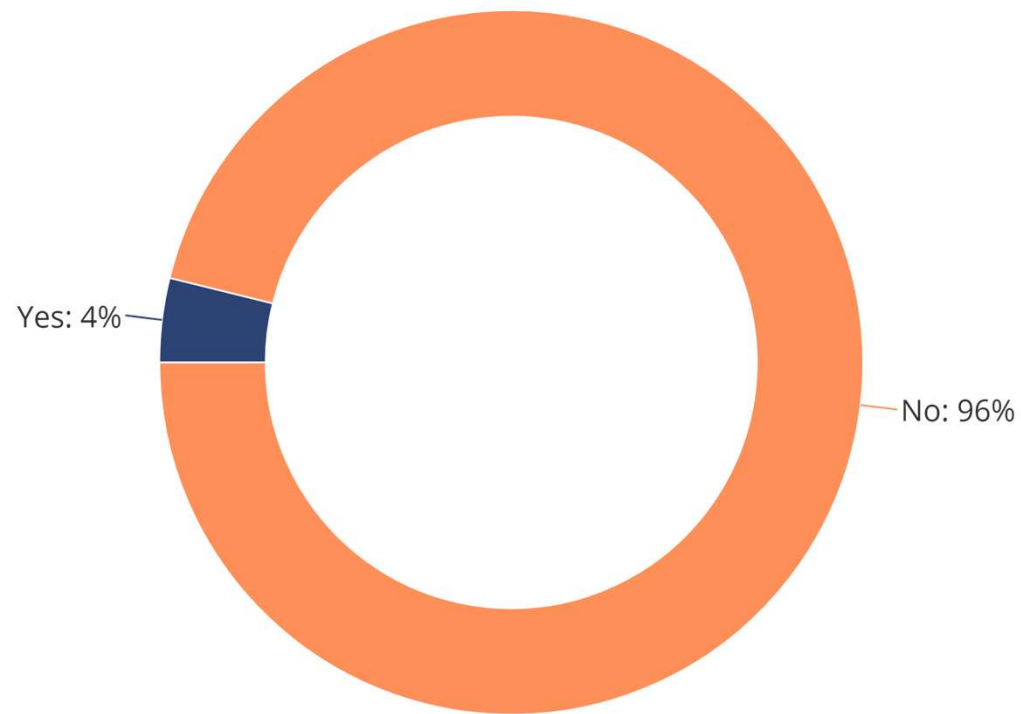
In late December 2024 Dublin City Council piloted a Welfare Area / Safe Space at Foster Place, College Green. This initiative provided a “welfare / safe area” in a key nightlife spot for people needing assistance during late-night hours. This was provided in partnership with local service and staffed by Medics, Security and Welfare personnel.

Were you aware of this initiative before today?



Base: 1025

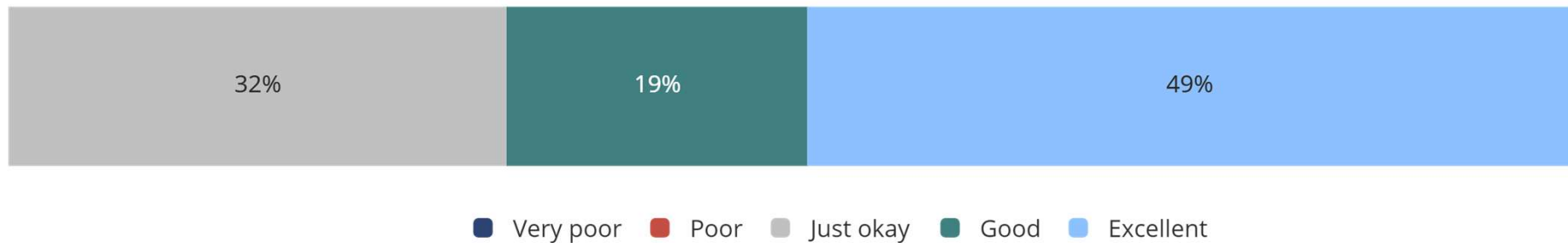
Did you avail of any of the services provided by the Welfare Area / Safe Space initiative during its trial?



4% of those who were aware of the Welfare Area / Safe Space initiative availed of its services during its trial (11 individuals)

Base: 262

How would you rate the services provided by the Welfare Area / Safe Space initiative?

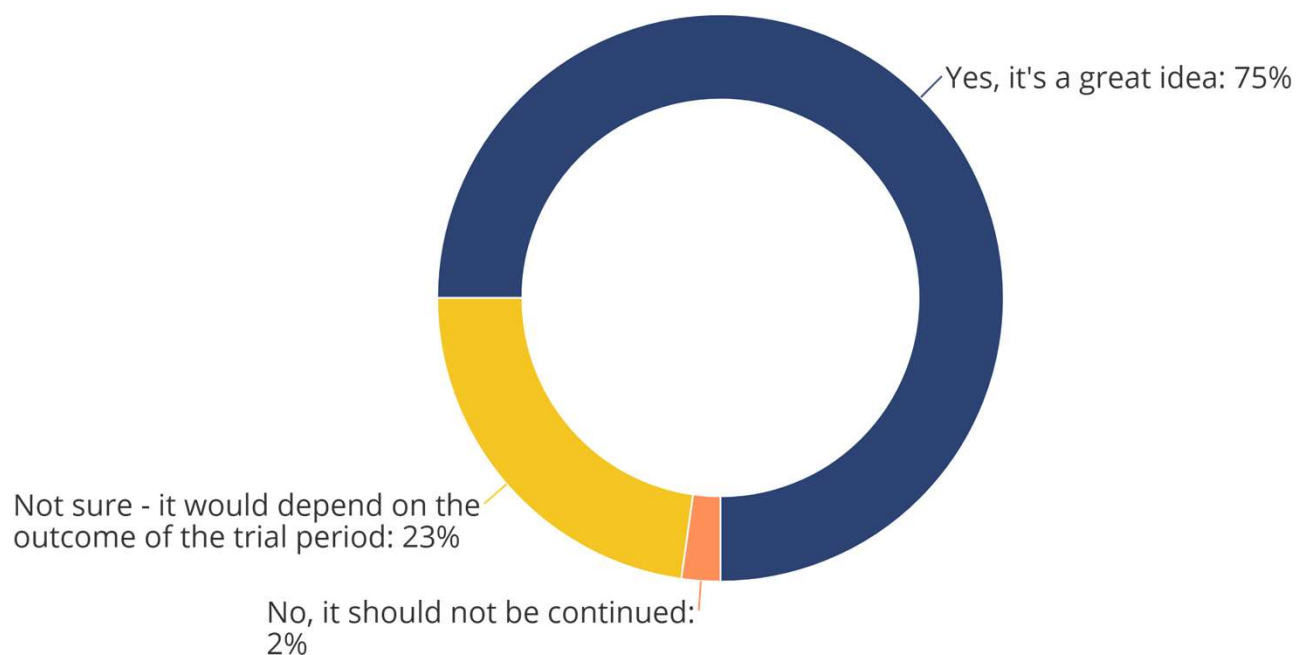


68% of those who had availed of the services of the Welfare Area / Safe Space initiative rated the services as good or excellent

N=11 who availed of the service

Continuation of Welfare Area / Safe Space

Do you think that the Welfare Area / Safe Space initiative should be continued on a permanent basis?



75% of respondents indicated support for the continuation of the Welfare Area / Safe Space initiative on a permanent basis.

A further 23% indicated that continuation should depend on the outcome of the trial period.



For further information please
contact:

Economic Development Office
Dublin City Council
01 222 5611
research@dublincity.ie