



Comhairle Cathrach
Bhaile Átha Cliath
Dublin City Council

DUBLIN CITY COUNCIL ANNUAL SERVICE DELIVERY PLAN 2025 » END OF YEAR REPORT



Contents

Introduction	3
Housing	4
Focus Area: Housing	5
Culture, Community, Leisure and Area Services	20
Focus Area: Neighbourhoods and Communities	21
Planning, Property and Economic Development	43
Focus Area: Economy, Growth and Urban Regeneration	44
Climate & Urban Resilience	60
Focus Area: Climate Action and Urban Resilience	61
Transportation & Public Realm	72
Focus Area: Mobility and Public Realm	73
Human Resources, Corporate Services, Information Technology and Transformation	92
Focus Area: Our People and Ways of Working	93
Chief Executive's and Law	99
Focus Area: Democratic Leadership	100
Finance	107
Focus Area: Financial Base	108

Introduction

The Annual Service Delivery Plan 2025 includes a commitment to report on progress and performance in the Chief Executive's Management Report every six months. The tables below detail the progress made from July to December 2025 against performance measures and targets set out in the Plan; these are supplemented by graphs and charts illustrating trends in performance since 2023, for a select number of performance indicators.





Housing



Housing

Focus Area: Housing

Goal:

Develop accessible, safe, high quality social and affordable homes where people are proud to live and that foster and sustain vibrant residential communities integrated into the city.

Housing Supply & Delivery

Service Objectives 2025:				 	
PERFORMANCE INDICATOR	TARGET 2025	JAN - JUN 2025 PROGRESS	JUL - DEC 2025 PROGRESS	COMMENT / ADDITIONAL INFORMATION	
Deliver social and affordable housing on DCC owned land					
Targets set under Housing for All	2,000	240	1,135	Total for 2025: 1,375	
Housing delivered on Dublin City Council owned land	450	8	111	Total for 2025: 119	

Housing Supply & Delivery cont.

Service Objectives 2025:

Work with Approved Housing Bodies (AHBs) and the Land Development Agency (LDA) to support their delivery of social and affordable homes on non-DCC owned land



PERFORMANCE INDICATOR	TARGET 2025	JAN - JUN 2025 PROGRESS	JUL - DEC 2025 PROGRESS	COMMENT / ADDITIONAL INFORMATION
Housing delivered by Approved Housing Bodies (AHBs) on non-Dublin City Council land	1,450	217	1,025	Total for 2025: 1,242
Part V housing secured	340	2	69	Total for 2025: 71

Service Objectives 2025:

Apply the steps of the Public Sector Duty (PSD) to new or existing strategies, plans and programmes in accordance with Dublin City Councils PSD Implementation Plan



PERFORMANCE INDICATOR	TARGET 2025	JAN - JUN 2025 PROGRESS	JUL - DEC 2025 PROGRESS	COMMENT / ADDITIONAL INFORMATION
Housing Strategy to undergo Public Sector Duty Address Step		Not commenced		

Housing Allocations, HAP, Social Work and Homeless Services

Service Objectives 2025:

Ensure the timely assessment of housing need in accordance with the regulations



PERFORMANCE INDICATOR	TARGET 2025	JAN - JUN 2025 PROGRESS	JUL - DEC 2025 PROGRESS	COMMENT / ADDITIONAL INFORMATION
Number of Allocations	2,500	974	1,347	Total for 2025: 2,321
Percentage of Allocations to those with a disability	10%	18%	14%	
Turnaround time for assessment of applications (application to creation)	12 weeks	10 weeks	12 weeks	

Service Objectives 2025:

Use Choice Based Lettings to decrease void times and facilitate choice for housing applicants



PERFORMANCE INDICATOR	TARGET 2025	JAN - JUN 2025 PROGRESS	JUL - DEC 2025 PROGRESS	COMMENT / ADDITIONAL INFORMATION
% of Properties let through Choice Based Lettings (CBL)	70%	75%	65.18%	
Refusal level of Allocations	Not to exceed 12%	13%	10.68%	
% of people on Housing waiting list applying for CBL	60%	60%	60%	There has been a noticeable increase here compared to previous years which is mainly attributed to the creation of the online portal in November 2023.

Housing Allocations, HAP, Social Work and Homeless Services cont.

Service Objectives 2025: Prevent or alleviate homelessness through the Homeless HAP scheme which assists tenants to rent privately with housing support				
PERFORMANCE INDICATOR	TARGET 2025	JAN - JUN 2025 PROGRESS	JUL - DEC 2025 PROGRESS	COMMENT / ADDITIONAL INFORMATION
Number of new Housing Assistance Payment (HAP) & Homeless HAP tenancies created	220 per month	1,189: 363 Mainstream HAP 826 Homeless HAP	1,089: 359 Mainstream HAP 730 Homeless HAP	Total for 2025: 2,278 722 Mainstream HAP 1,556 Homeless HAP
Turnaround time for processing HAP applications to Hub Complete	4 weeks	4 weeks	4 weeks	
Average number of days landlord is in arrears	28 days	35 days	24 days	
% of the remaining rent supplement recipients pending transfer to HAP	30%	4%	9.30%	
Number of Rent Reviews Completed		785	852	Total for 2025: 1,637



Service Objectives 2025: Prevent homelessness through mediation, advice and provide emergency accommodation to people at risk of rough sleeping in the Dublin Region				
PERFORMANCE INDICATOR	TARGET 2025	JAN - JUN 2025 PROGRESS	JUL - DEC 2025 PROGRESS	COMMENT / ADDITIONAL INFORMATION
Level of completed Actions in the Annual Business Plan	90%	92%	55%	There was a new Homeless Action Plan adopted in September 2025, we no longer report on completed actions. They are now recorded as in progress, and this is noted on the latest return.
Ratio of Preventions to New Presentations	1:1	1:1.8	1:1.7	
Reduction in the % of households in emergency accommodation over 6 months	7%	(+) 6%	(+) 4%	
Tenants with notice of termination for landlord sale assessed for tenant in situ scheme	100%	0%	64%	



Housing Allocations, HAP, Social Work and Homeless Services cont.

Service Objectives 2025:

Prevent homelessness through mediation, advice and provide emergency accommodation to people at risk of rough sleeping in the Dublin Region

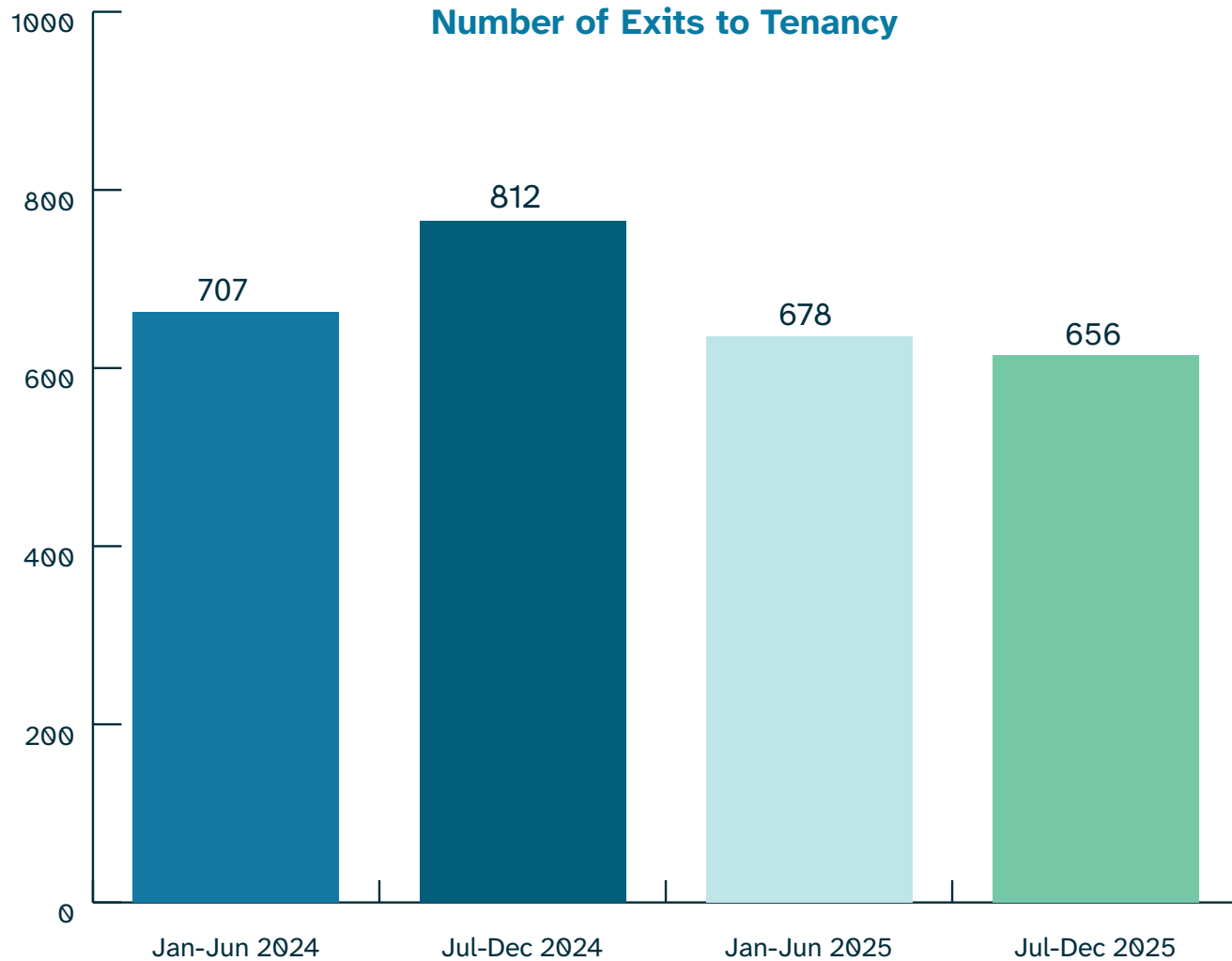


Fig. 1.1: Number of Exits to Tenancy
Target 2025: Monthly Average of 100 Households

Housing Allocations, HAP, Social Work and Homeless Services *cont.*

Service Objectives 2025:

Deliver a holistic Social Work Service to service user groups and manage cases through timely and appropriate allocation to Social Workers



PERFORMANCE INDICATOR	TARGET 2025	JAN - JUN 2025 PROGRESS	JUL - DEC 2025 PROGRESS	COMMENT / ADDITIONAL INFORMATION
Number of Duty Social Work calls responded to	3,500	1,431	635	Drop due to effective triage of Duty calls by Customer Services
Number of referrals allocated to Social Work Service		234	308	
Number of Exceptional Social Ground Applications Completed	1,150	475	585	

Housing Operations

Service Objectives 2025:

Deliver a high standard customer service to tenants.

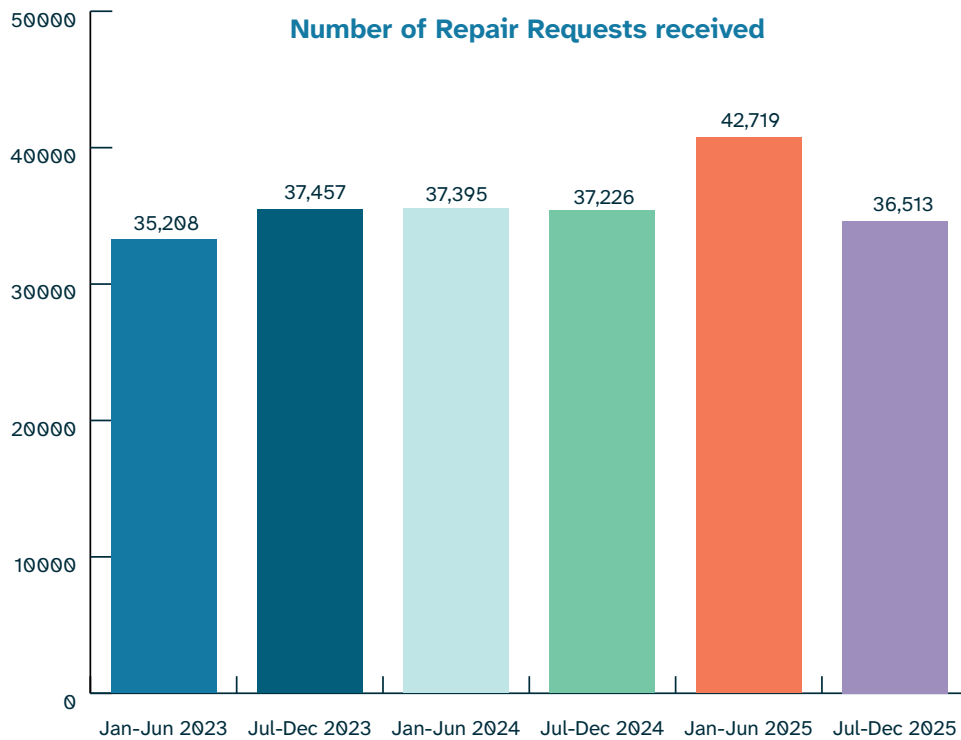


Fig 1.2: Number of Repair Requests received

Comment/ Additional Information:

OHMS to NEC Housing upgrade is ongoing. Estimated 'Go Live' is June 2026.

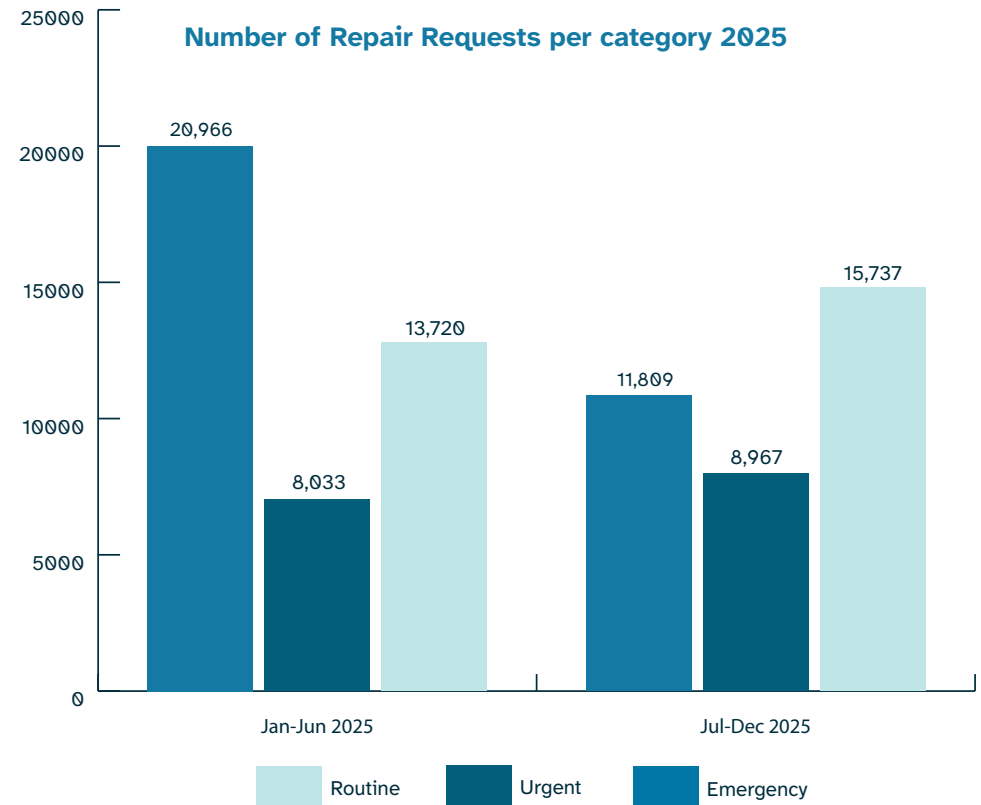


Fig 1.3: Number of Repair Requests per category 2025

Comment/ Additional Information:

FiXiT pilot project is ongoing. Phase 2 roll out will commence in Q1 2026.

Housing Operations *cont.*

Service Objectives 2025:

Upgrade Dublin City Council housing stock in line with Housing Regulations 2019 through planned maintenance programmes

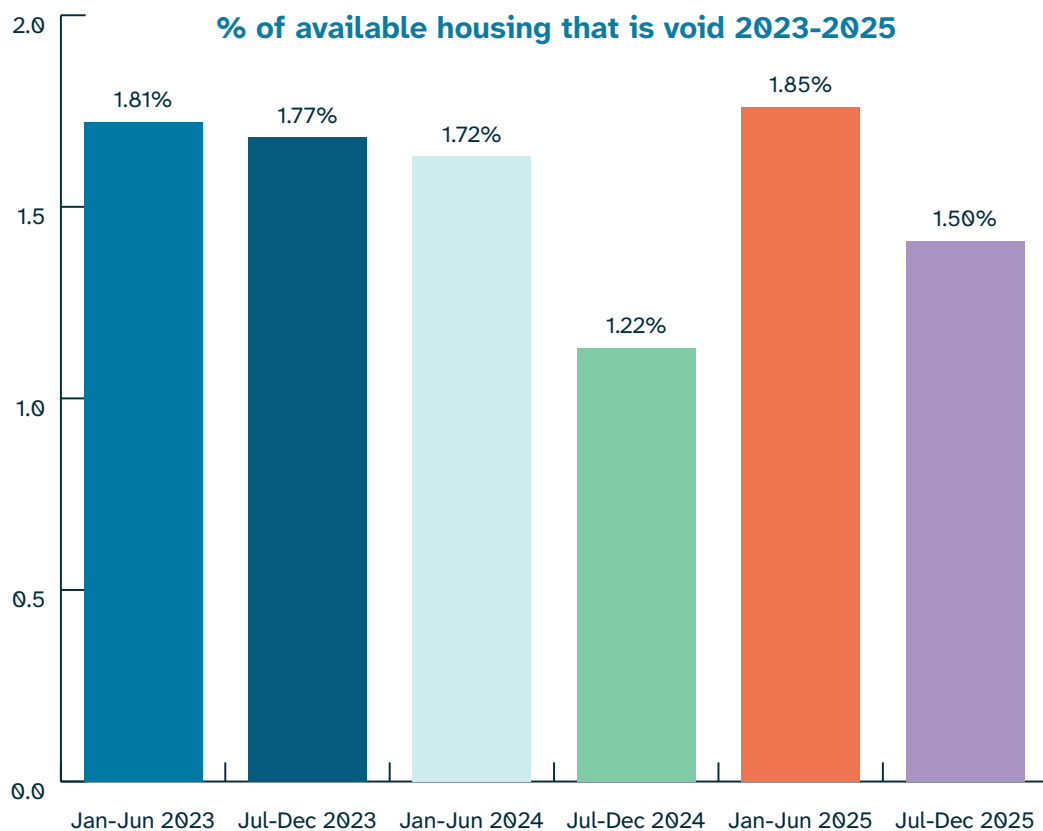


Fig 1.4: % of available housing that is void 2023-2025

PERFORMANCE INDICATOR	TARGET 2025	JAN - JUN 2025 PROGRESS	JUL - DEC 2025 PROGRESS	COMMENT / ADDITIONAL INFORMATION
Average time taken from the date of vacant possession to date available for occupancy		25 weeks	26.55 weeks	

Housing Operations *cont.*

Service Objectives 2025:

Upgrade Dublin City Council housing stock in line with Housing Regulations 2019 through planned maintenance programmes

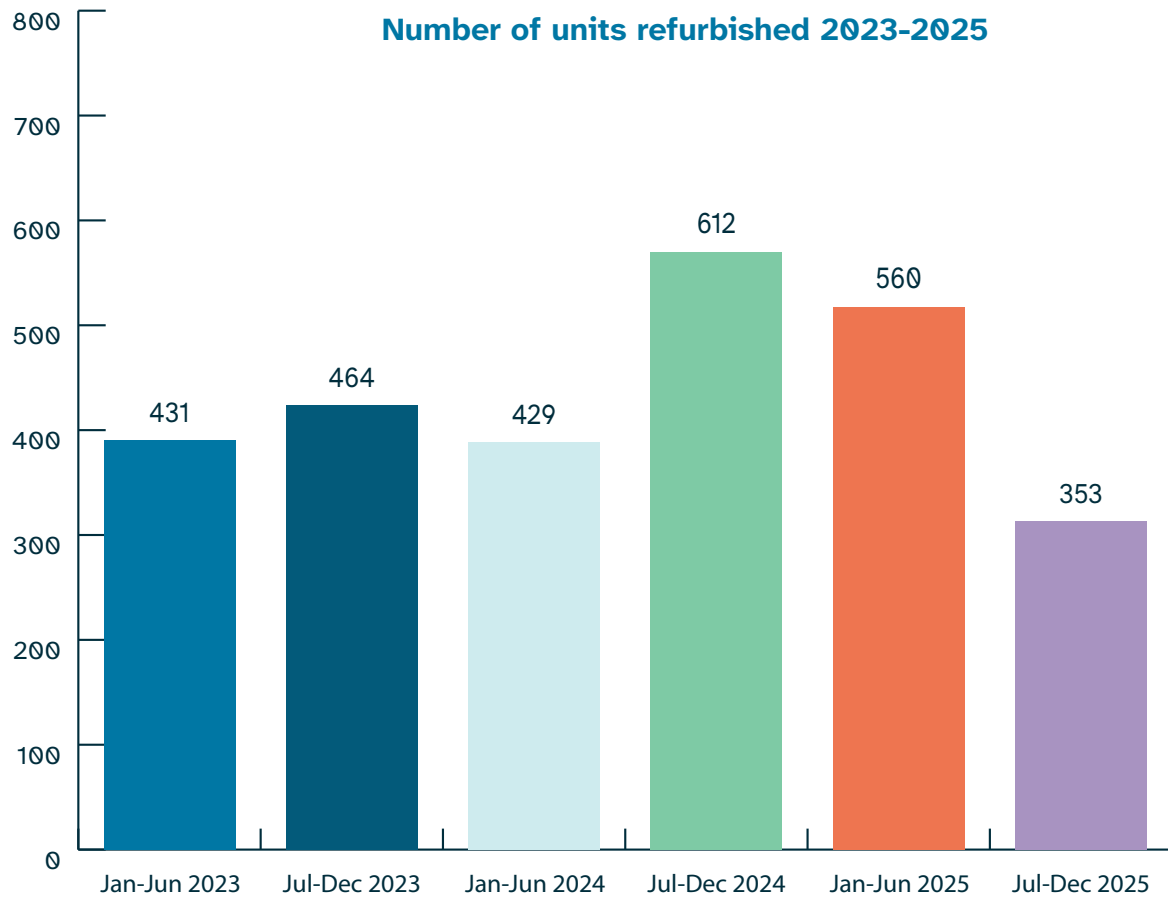


Fig 1.5: Number of units refurbished 2023-2025

Housing Operations *cont.*

Service Objectives 2025:

Upgrade Dublin City Council housing stock in line with Housing Regulations 2019 through planned maintenance programmes



Number of Adaptors and Extensions completed 2023-2025

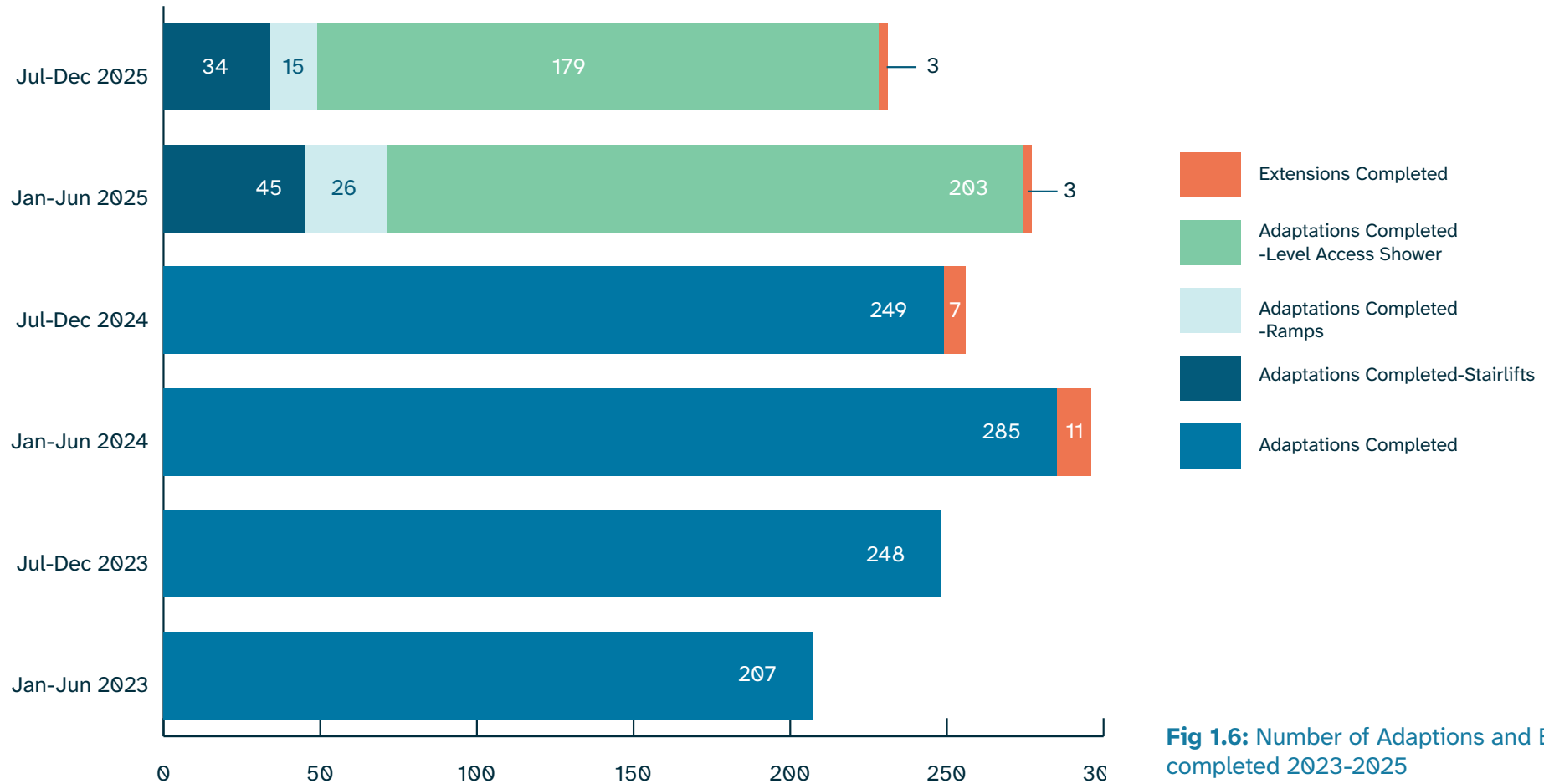


Fig 1.6: Number of Adaptors and Extensions completed 2023-2025

Housing Operations *cont.*

Service Objectives 2025:

Further roll-out of the government funded Energy Efficiency Retrofit Programme (EERP)

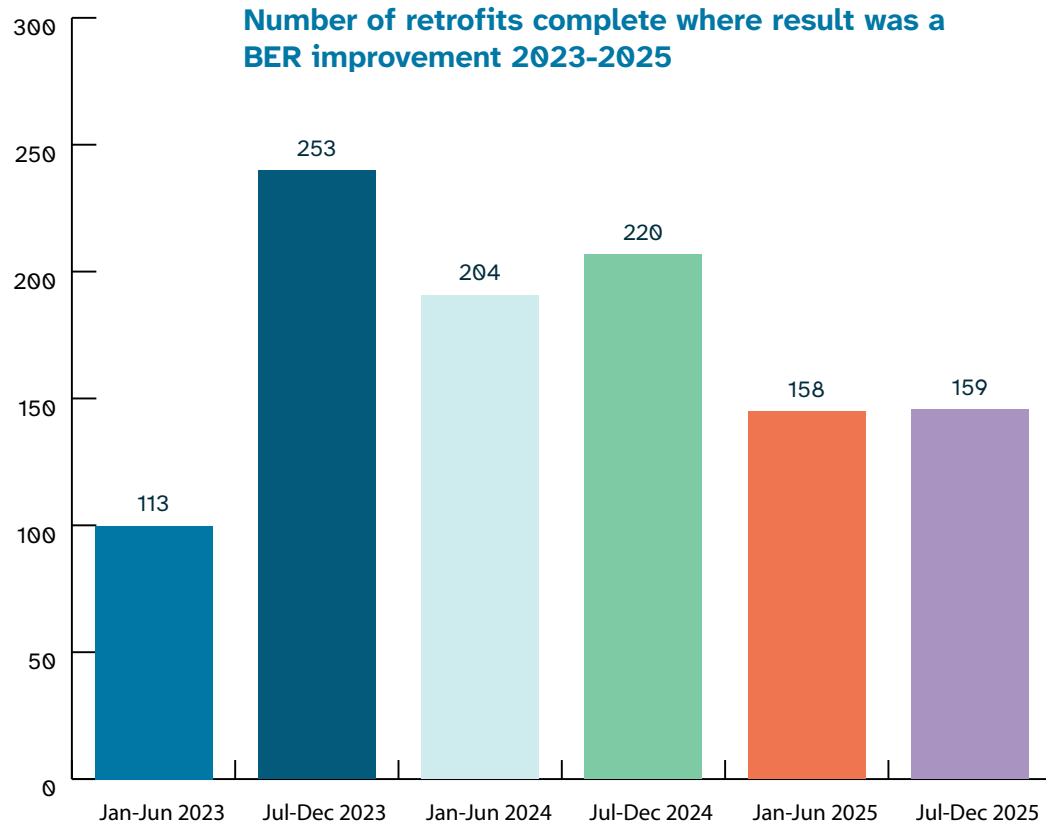


Fig 1.7: Number of retrofits complete where result was a BER improvement 2023-2025

PERFORMANCE INDICATOR	TARGET 2025	JAN - JUN 2025 PROGRESS	JUL - DEC 2025 PROGRESS	COMMENT / ADDITIONAL INFORMATION
Number of domestic gas boilers repaired/replaced		Repaired: 4,747 Replaced: 367	Repaired: 4,808 Replaced: 435	Total for 2025: Repaired: 9,555 Replaced: 802

Housing Operations cont.

Service Objectives 2025:

Increase the percentage of rent receipts collected and maintain regular rent assessments on all rent accounts



PERFORMANCE INDICATOR	TARGET 2025	JAN - JUN 2025 PROGRESS	JUL - DEC 2025 PROGRESS	COMMENT / ADDITIONAL INFORMATION
Increase the % of rent receipts collected		98.20%/ 1.2% increase on 2024	98.10%/ 1.5% increase on 2024	
Number of tenancy warnings issued		129	103	
Number of legal actions commenced		214	131	

Service Objectives 2025:

Manage our Rental Accommodation Scheme (RAS) and Social Leasing Scheme homes and carry out a call for new RAS and Lease homes



PERFORMANCE INDICATOR	TARGET 2025	JAN - JUN 2025 PROGRESS	JUL - DEC 2025 PROGRESS	COMMENT / ADDITIONAL INFORMATION
Increase in number of properties available through the Rental Accommodation Scheme (RAS) and Social Leasing Schemes		Rental Accommodation Scheme: 1 Social Leasing Schemes: 9	Rental Accommodation Scheme: 1 Social Leasing Schemes: 98	Total for 2025: 109 Rental Accommodation Scheme: 2 ***** Social Leasing Schemes: 107 DCC Direct Leasing: 37 AHB Leasing: 36 Part V Leasing 34

Housing Operations *cont.*

Service Objectives 2025:

Support people to stay living in their own privately-owned home through grant schemes: Housing Adaptation Scheme, Mobility Aids Scheme and Housing Aid for Older Persons



PERFORMANCE INDICATOR	TARGET 2025	JAN - JUN 2025 PROGRESS	JUL - DEC 2025 PROGRESS	COMMENT / ADDITIONAL INFORMATION
Number of applications received per scheme (Housing Adaption; Mobility Aids; Housing Aid for Older Persons)		Housing Adaption: 606	Housing Adaption: 688	Total received for 2025: Housing Adaption: 1,294
		Mobility Aids: 214	Mobility Aids: 84	Mobility Aids: 298
		Housing Aid for Older Persons: 189	Housing Aid for Older Persons: 226	Housing Aid for Older Persons: 415
% initial inspections carried out within 4 weeks of receipt of application		22%	28%	
Number of applications approved and completed under each scheme		Housing Adaption: 5	Housing Adaption: 460	Total received for 2025: Housing Adaption: 465
		Mobility Aids: 4	Mobility Aids: 48	Mobility Aids: 52
		Housing Aid for Older Persons: 0	Housing Aid for Older Persons: 153	Housing Aid for Older Persons: 153

Housing Operations *cont.*

Service Objectives 2025:

Inspect all types of private rented accommodation and pursue enforcement action until compliance is achieved



Dwellings Inspection & Compliance 2023-2025

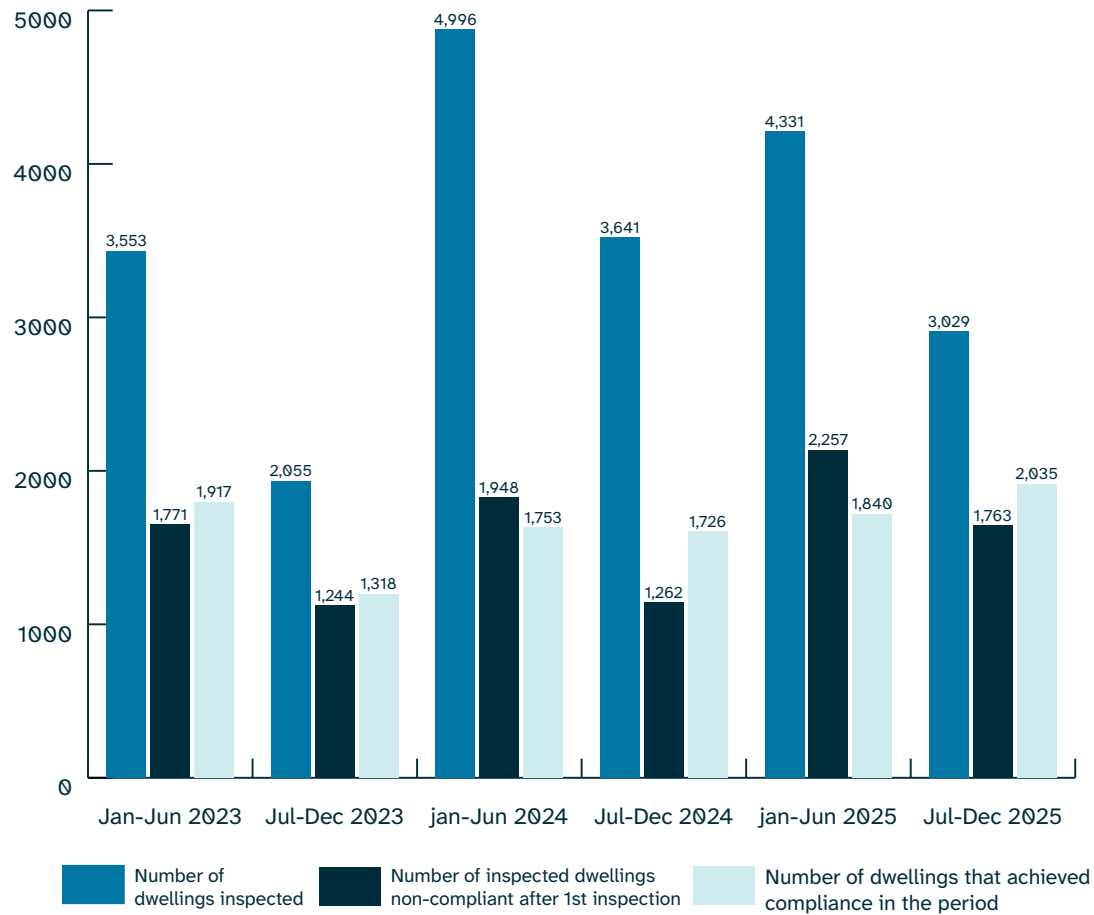


Fig 1.8: Number of dwellings inspected, number of inspected dwellings non-compliant after 1st inspection and Number of dwellings that achieved compliance in the period 2023-2025

Housing Operations *cont.*

Service Objectives 2025:

Identify and monitor lands or buildings that are a danger to the public and to take appropriate action to ensure the owner secures the property and makes it safe



PERFORMANCE INDICATOR	TARGET 2025	JAN - JUN 2025 PROGRESS	JUL - DEC 2025 PROGRESS	COMMENT / ADDITIONAL INFORMATION
Number of dangerous buildings call-outs attended		161	136	Total for 2025: 297




**Culture, Community,
Leisure and Area
Services**

Culture, Community, Leisure and Area Services

Focus Area: Neighbourhoods and Communities

Goal:

Grow a network of thriving neighbourhoods and villages where everyone has access to the quality facilities and services needed to support inclusive and active communities.



Libraries and Culture

Service Objectives 2025:

Provide a wide range of services across a network of Dublin City Libraries branches and online.

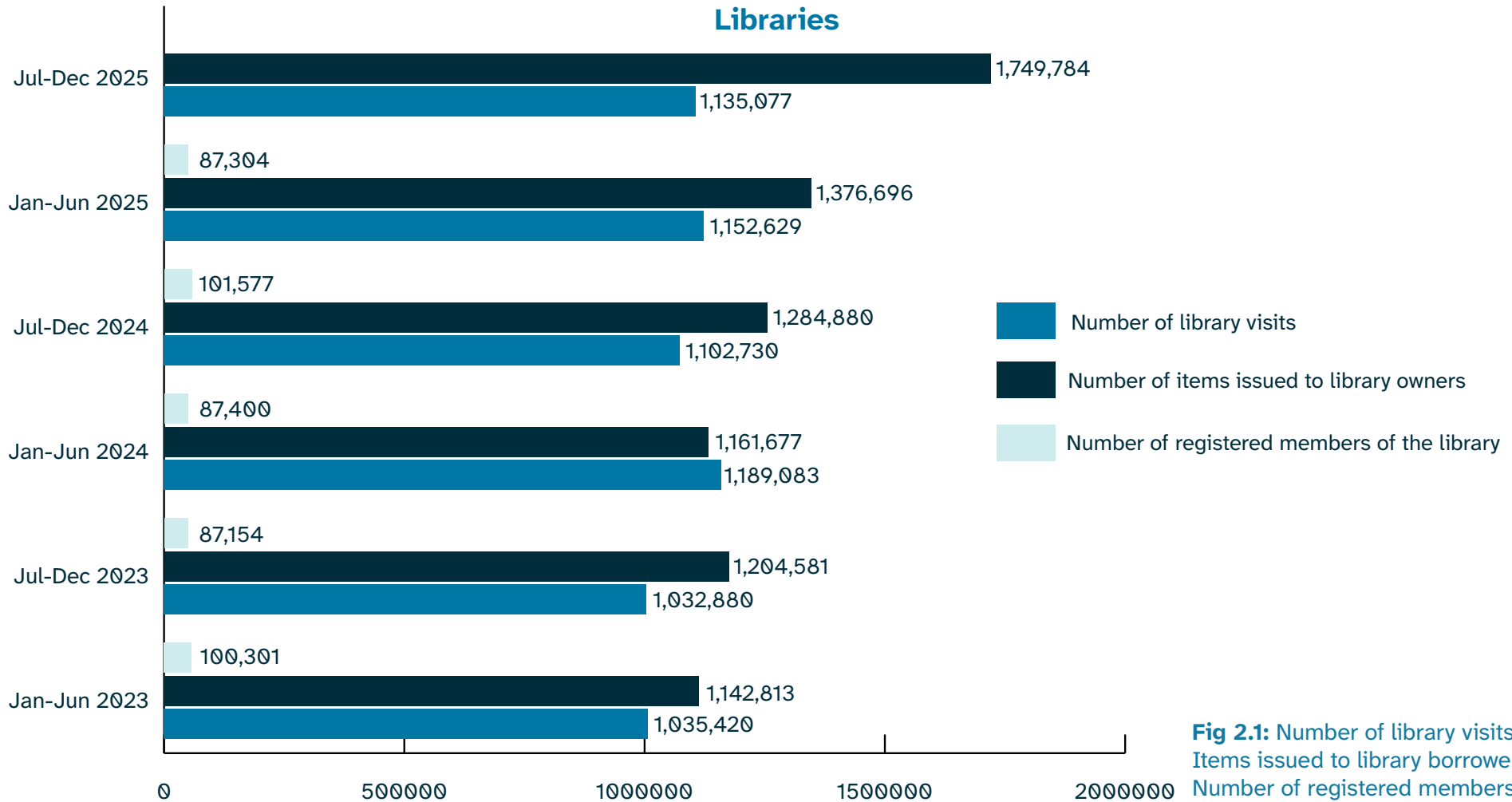


Fig 2.1: Number of library visits, Number of Items issued to library borrowers, Number of registered members of the library

Libraries and Culture *cont.*

Service Objectives 2025:

Enhance, develop and improve the services provided, the range and ways of accessing materials, and the breadth and nature of events and programmes.



PERFORMANCE INDICATOR	TARGET 2025	JAN - JUN 2025 PROGRESS	JUL - DEC 2025 PROGRESS	COMMENT / ADDITIONAL INFORMATION
Number of programmed events /initiatives		4,571	3,636	Total for 2025: 8,207
Number of participants in programmed events/ initiatives		62,688	49,097	Total for 2025: 111,785
Number of social media engagements		1,016,301	1,141,680	Total for 2025: 2,157,981
My Open Library implemented in Drumcondra and Walkinstown		MOL Walkinstown opened 12/05/2025; MOL Drumcondra opened 14/06/2025	Objective achieved by June 2025	
Number of outreach engagements by Library in the Community, including Home Deliveries	End of Q.1	302	305	Total for 2025: 607

Service Objectives 2025:

Maintain the status of Hugh Lane Gallery as one of Ireland's most significant cultural institutions by hosting engaging exhibitions and continuing to run an extensive range of outreach and education programmes



PERFORMANCE INDICATOR	TARGET 2025	JAN - JUN 2025 PROGRESS	JUL - DEC 2025 PROGRESS	COMMENT / ADDITIONAL INFORMATION
% increase in visitor numbers, Hugh Lane Gallery	5%	16% increase (Feb - June 2025)	Temporary Closure of the Hugh Lane Gallery	Hugh Lane Gallery (HLG) temporarily closed to the public on 28th September 2025 to facilitate Dublin City Council's planned refurbishment of HLG alongside the construction of a new city library for Dublin. The refurbishment is part of a major investment in Parnell Square North which will reshape the square into a significant cultural quarter and enrich the experience of Dublin's citizens and visitors to the city. HLG is expected to remain closed as part of this plan for at least 3 years.
Number of events facilitated (Annual)	27 approx.			

Community, Parks and Sports

Service Objectives 2025:

Improve community and local economic development in Dublin through the expertise and experience of public and private sectors and the delivery of initiatives in the city



PERFORMANCE INDICATOR	TARGET 2025	JAN - JUN 2025 PROGRESS	JUL - DEC 2025 PROGRESS	COMMENT / ADDITIONAL INFORMATION
Monitoring of Dublin City Local Economic and Community Plan 2024 – 2029	Annual Review, with revised plan every 2nd year	LECP will be monitored using new corporate system ViClarity. Contract signed in Q4. Development of the module will progress in Q1 2026. Annual Report for the Dublin City Local Development Committee completed in Q3 2025.		Monitoring of Dublin City Local Economic and Community Plan 2024 – 2029
Number of applications received under Department of Rural and Community Development (DRCD) and other government funded schemes via Local Community Development Committee (LCDC)	100	220 Applications for the capital allocation of the grant: 131 Applications for the operational costs portion of the grant: 89		<p>Approximately €11.5M in funding received towards the following 16 schemes:</p> <ul style="list-style-type: none"> • SICAP • SICAP New Arrivals • Empowering Communities • Local Enhancement Programme • Cherry Orchard Fund • Cherry Orchard Equine Centre Fund • Community Development Programme • Inner City Fund • Local Authority Integration Team • Slaintecare Healthy Communities • Healthy Ireland • Healthy Cities and Counties • Comhairle na nÓg • Age Friendly • The Fingal Centre • Citywide Drugs Taskforce • Local Drug & Alcohol Taskforces. <p>Target set does not represent the volume or nature of the grant schemes that are supported via LCDC. Target will need to be revised for 2026.</p>

Community, Parks and Sports *cont.*

Service Objectives 2025:

Improve community and local economic development in Dublin through the expertise and experience of public and private sectors and the delivery of initiatives in the city



PERFORMANCE INDICATOR	TARGET 2025	JAN - DEC 2025 PROGRESS	COMMENT / ADDITIONAL INFORMATION
Number of applications approved and completed under each government funded scheme via LCDC (Annual)	75% of applications approximately	Capital LEP: 68 were approved / 52%. Operational Cost LEP: 58 were approved / 65%. 57% LEP Grants approved overall.	
Progress on Lord Mayor Taskforce for Integration	Taskforce Cessation by July 2025	Taskforce to continue under new Lord Mayor until June 2026	

Service Objectives 2025:

Provide a range of grants and financial supports for community and voluntary groups



PERFORMANCE INDICATOR	TARGET 2025	JAN - DEC 2025 PROGRESS	COMMENT / ADDITIONAL INFORMATION
Number of applications received under Community Grant Schemes	800 approximately	951	
Number of applications approved and completed under each Community Grant Scheme	750 approximately	889	

Community, Parks and Sports *cont.*

Service Objectives 2025:

Co-ordinate and support a range of social inclusion, community development and integration initiatives across the city as part of the Council's effort to build a thriving Dublin for all



PERFORMANCE INDICATOR	TARGET 2025	JAN - DEC 2025 PROGRESS
<p>Number of Inclusion, Integration & Health initiatives via</p> <ul style="list-style-type: none"> Local Area Community Teams Comhairle na nÓg Age Friendly Dublin City Local Authority Integration Team (LAIT) Social Inclusion Healthy Ireland Local Government Programmes 	<p>Each LEA with agreed annual programme of works by January 2025</p> <p>Comhairle na nÓg Annual Topic Completed and A.G.M. by November 2025</p> <p>Age Friendly Programme running in 5 Administrative Areas by June 2025.</p> <p>4 Flagship Social Inclusion Events</p> <p>Sláintecare Healthy Communities Programme initiatives in 4 designated SCHC areas in Dublin City</p>	<p>Funding</p> <ul style="list-style-type: none"> Funding allocated to LEA Community & Social Development Teams for programmes & events: €1.3M. Three Community Grants schemes i.e. Community Grants, Adult Education & Tom Clarke scheme approved by City Council in July 2025 to the value of €643,437.50 for 889 groups. Summer Projects rolled out across the city to children and young people via Crosscare, DCC Local Area C&SD Teams and DCC Community & Sport Centres to the value of €281,584 spanning approximately 100 projects. <p>Age Friendly Programme</p> <ul style="list-style-type: none"> It is operating in each of the 5 administrative areas. Dublin City Age Friendly Strategy 2026 - 2028 consultation ongoing throughout Q3 & Q4. <p>Comhairle na nÓg (CNN)</p> <ul style="list-style-type: none"> Annual topic is Diversity & Inclusion - making a way for kindness. CNN delegation travelled to Tokyo Japan (5 young people) in August 2025 to participate in the Teen Square project. CNN worked in conjunction with the DCC Local Authority Integration Team on 2 separate events including a trip to Emerald Park for young people from CNN with residents of accommodation centres and Culture Night event in Hill Street Community Centre. CNN held a very success AGM event in the Round Room, Mansion House in November 2025 with approximately 200 young people in attendance. <p>Local Authority Integration Team (LAIT)</p> <ul style="list-style-type: none"> LAIT is onboard since January 2025 Over 100 events across the city were facilitated / implemented as part of Inclusion & Integration Week 2025.

Community, Parks and Sports *cont.*

Service Objectives 2025:

Co-ordinate and support a range of social inclusion, community development and integration initiatives across the city as part of the Council's effort to build a thriving Dublin for all



PERFORMANCE INDICATOR	TARGET 2025	JAN - DEC 2025 PROGRESS
Continued.	Continued.	<ul style="list-style-type: none"> Other flagship events supported during Q2 include Dublin Learning City Festival, Africa Day and PRIDE Breakfast. LAIT ran a series of events for residents of accommodation centres including education Fair, physical activity programme for single males and special event to mark World Human Rights Day in December 2025 at Wood Quay Venue. The LAIT were accepted onto the Eurocities CONSOLIDATE programme which will assist with the development of the Dublin City Integration Strategy in 2026. A pilot project in conjunction with Sport Against Racism Ireland (SARI) was completed in Q4 as part of the work of the Lord Mayor's Taskforce for Integration. <p>Healthy Ireland</p> <ul style="list-style-type: none"> The Slaintecare Healthy Communities programme operated in Finglas / Cabra and Ballyfermot during Q2. The Healthy Ireland Healthy Counties and Cities Uisce Cliste report was launched in Q2. The Local Development Officers commenced an URBACT Wish Cities project on Child Poverty and hosted the delegation in Q3 in Dublin. <p>Social Inclusion</p> <ul style="list-style-type: none"> Irish Language pilot project, Foraois, commenced in Q3 2025. Foraois is a co-funded partnership programme between DCC Community & Social Development and the Department of Education, implemented via Conradh na Gaeilge. World's First Autism Friendly Capital City initiative in partnership with AsIAM brought to next level with the co-funded appointment of Autism Friendly Officer in late Q2. European Autism Congress supported in Q3 2025

Community, Parks and Sports cont.

Service Objectives 2025:

Encourage the people of Dublin to stay active and connect in a safe, positive and accessible manner



PERFORMANCE INDICATOR	TARGET 2025	JAN - JUN 2025 PROGRESS	JUL - DEC 2025 PROGRESS	COMMENT / ADDITIONAL INFORMATION
Implement the Dublin City Council Sports Plan 2024-2028		Sports Plan Implementation Manager has been appointed along with two Senior Sports Officers. Their roles are to implement the Sports Plan.		
Number of visitors to leisure facilities	An increase of 5%	874,594	882,310	Total for 2025: 1,756,904

Service Objectives 2025:

Continue to support, manage and deliver a wide range of sport and recreational programmes for people of all ages and backgrounds



PERFORMANCE INDICATOR	TARGET 2025	JAN - JUN 2025 PROGRESS	JUL - DEC 2025 PROGRESS	COMMENT / ADDITIONAL INFORMATION
Number of programmes and initiatives delivered	An increase of 5%	Facilities- 7,922 Sports and Wellbeing Partnership- 1,273	Facilities- 8,808 Sports and Wellbeing Partnership- 1,265	Total for 2025: Facilities: 16,730 Sports and Wellbeing Partnership: 2,538
Number of participants	An increase of 5%	Facilities- 165,413 Sports and Wellbeing Partnership- 68,814	Facilities- 213,327 Sports and Wellbeing Partnership- 79,496	Total for 2025: Facilities- 378,740 Sports and Wellbeing Partnership- 148,310

Community, Parks and Sports cont.

Service Objectives 2025:

Maintain and grow park services, and continue supporting and facilitating markets, events, activities and additional facilities in city parks.



PERFORMANCE INDICATOR	TARGET 2025	JAN - JUN 2025 PROGRESS	JUL - DEC 2025 PROGRESS	COMMENT / ADDITIONAL INFORMATION
Number of Green Flags awarded (Annual)	12 parks		12 parks	
Record of increased and/or enhanced range of amenities/facilities		<p>New facilities have been brought into operation including:</p> <ul style="list-style-type: none"> • A new park in Ballymun Cearnóg an tSeachtar Laoch, • New playgrounds in Kilmore West, McAuley Park and Royal Canal Bank Park. • A New Cafe in Johnstown Park, Finglas and the Refurbishment of the Chinese Garden in St Annes Park. 	<p>New facilities have been brought into operation including:</p> <ul style="list-style-type: none"> • A new playground in Chapelizod, Lafcadio Hearn Public Artwork installed Dartmouth Square • 5 tree sculptures installed into Leinster Road to replace felled street trees, Kildonan Park upgrades. 	
Number of Citizen Hub requests and % responded to in 10 working days	85%	468 requests / 89% investigated within 10 days	481 requests / 67% investigated within 10 days	Total for 2025: 949

Community, Parks and Sports *cont.*

Service Objectives 2025:

Maintain and grow park services, and continue supporting and facilitating markets, events, activities and additional facilities in city parks.



Events in Parks 2023-2025

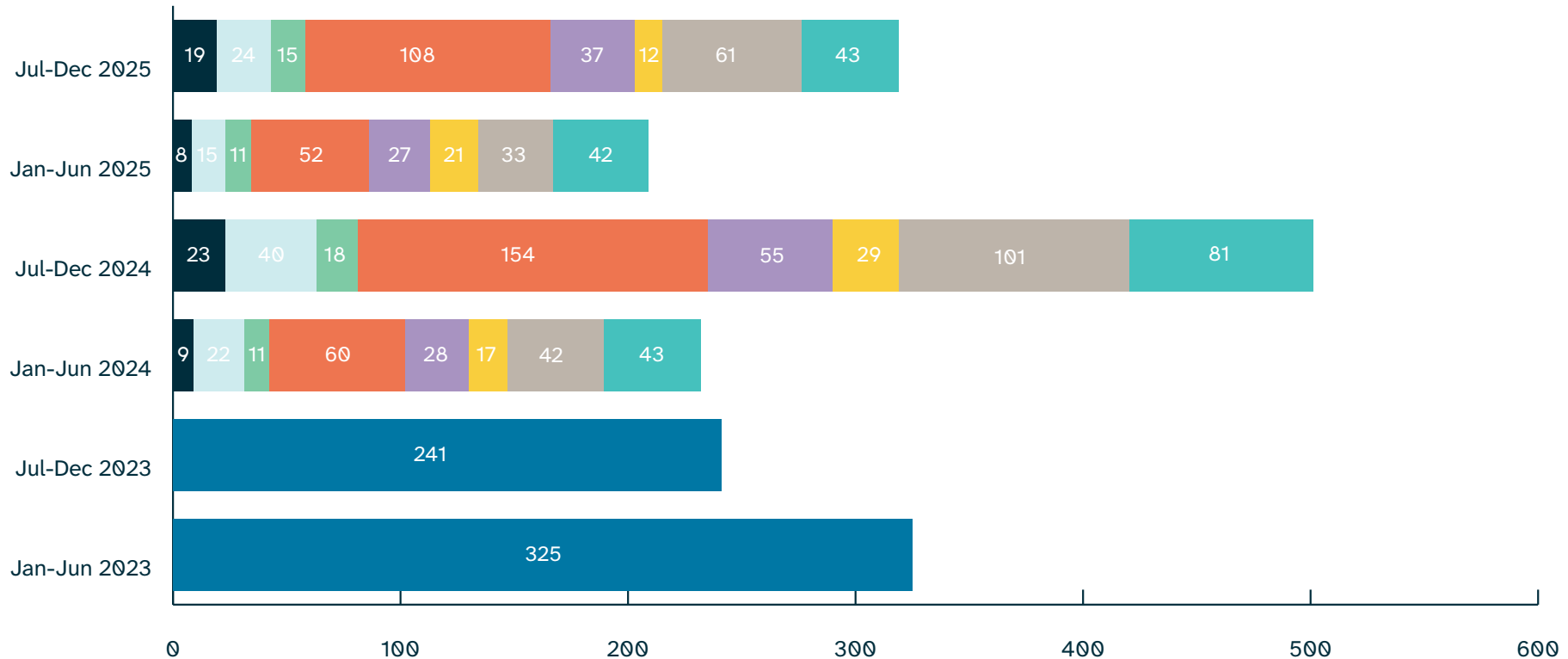


Fig 2.2: Number and Type of events in Parks 2023 – 2025 (categorised from 2024 onward)

Community, Parks and Sports: Urban Forest Management

Service Objectives 2025:

Manage urban and neighbourhood parks for the benefit of biodiversity and people



PERFORMANCE INDICATOR	TARGET 2025	JAN - JUN 2025 PROGRESS	JUL - DEC 2025 PROGRESS
Tree Care Programme implementation		<ul style="list-style-type: none"> Request for tenders in relation to street tree works in the five districts have been published. Street tree works programme (summer 2025 to summer 2026) will include the pruning of over 3,000 street trees. Tenders for tree works in Saint Annes Park, Bushy Park, Herbert Park, Albert College Park to be published in the coming weeks. Over 25,000 trees inspected and recorded on our Tree Maintenance App since 2021. 	<ul style="list-style-type: none"> All tree works tendered, reviewed and accepted. Over 2,000 street trees pruned and 250 trees removed as per summer 2025/Summer 2026 programme. Important tree works along Chapelizod bypass organised, tendered and starting in end of January 2026. 30,000 trees now recorded and inspected. 4,111 trees and whips planted. Pollarding trial started. Improved Communication with councillors (presentation of programme of work). Planting according to historic research in St Annes Park, Bushy Park and Palmerston Square. First planting to happen in February 2026 as soon as the weather improved

Greening the City: new trees and de-paving	Project Name	Description/Stage
	Chancery Place (URDF) Street greening	Buildouts Complete
	Cork Street Greening Phase II (URDF) Street greening	Medians On Site
	Johns Lane Park	Refurbishment Construction
	Merrion Square Landscape Conservation works	Historic Park refurbishment Detail Design & Cost report
	St Michans (URDF) and Ormond Square (URDF) Park refurbishment	Surrounding public realm Feasibility

Community, Parks and Sports: Urban Forest Management *cont.*

Service Objectives 2025:

Manage urban and neighbourhood parks for the benefit of biodiversity and people



PERFORMANCE INDICATOR	TARGET 2025	JAN - DEC 2025 PROGRESS	
Greening the City: new trees and de-paving (cont.)		LIBERTIES GREENING STRATEGY Phase III	
		Project Name	Description/Stage
		St Austine Street, Johns Street, Wormwood Place, Street greening	Buildouts inc SuDs, pilot scheme with drainage Concept
		Ross Road Greening Street greening	De-paving Detail Design
		Bride Road Greening Street greening	Complete: 6 new trees planted and 46 m2 de-paved
		Chancery Lane Greening Street greening	Buildouts Concept
		Charles St West (URDF) Street greening Little Britain Street (URDF) Street greening Hendrick Street Street greening	Buildouts Feasibility
		Haymarket Street greening	De-paving Feasibility
		(URDF) Street greening	Buildouts Construction
		Rueben street, Haroldville Avenue and St Anthony's Road Elizabeth Avenue Street greening	
		Bridgefoot Street upper median Street greening	Medians Tender
		Carmens Hall (URDF) Street greening	Buildouts Tender
		Portobello Harbour New Park	Surrounding public realm Detail Design

Community, Parks and Sports: Urban Forest Management *cont.*

Service Objectives 2025:

Manage urban and neighbourhood parks for the benefit of biodiversity and people



PERFORMANCE INDICATOR	TARGET 2025	JAN - DEC 2025 PROGRESS	
Greening the City: new trees and de-paving (cont.)		STONEYBATTER GREENING STRATEGY	
		Project Name	Description/Stage
		Fitzwilliam Place North Street greening	Buildouts Construction
		Ivar Street Street greening	Buildouts Construction Tender
		Street greening at Oxmantown Road South & North, Manor Place & Ross Street	Buildouts Detail Design
		Drumalee Park REFURBISHMENT Street greening	Buildouts Concept
		Billy Edwards Park REFURBISHMENT Open space refurbishment	Depaving and tree planting Detail Design
		<ul style="list-style-type: none"> • NEIC GREENING STRATEGY Street greening, buildouts etc Various • CABRA GREENING STRATEGY Street greening, buildouts etc Consultation • Tenters Greening Projects complete: 20 total trees planted and De-paved areas totalled 203sqm 	
Record of Dublin Mountains Partnership achievements		<p>Failte Ireland and Discover Ireland have run a number of promotional campaigns featuring the Dublin Mountains.</p> <p>Work is just starting on this action from DMP Strategic plan: Develop a 'green and blue infrastructure for urban resilience' initiative in partnership with the Dublin Bay Biosphere. Various partners in DMP looking into role in red squirrel conservation.</p>	<p>Discussions held with Dublin Bay Biosphere and DMP partners to progress the action to develop 'green and blue infrastructure' extending biodiversity corridors from the mountains to Dublin Bay</p>
Number of Tree Care Citizen Hub requests and % responded to in 10 working days	85%	768 requests / 71.71% investigated within 10 days	<p>1,110 requests / 46% investigated within 10 days</p> <p>Total for 2025: 1,878</p>

Community, Parks and Sports: Playgrounds

Service Objectives 2025:

Provide a range of amenities for play and recreation in City Council parks



PERFORMANCE INDICATOR	TARGET 2025	JAN - DEC 2025 PROGRESS	COMMENT / ADDITIONAL INFORMATION
Dublin City Play Strategy: delivery of strategy		During 2025, 4 new playgrounds were delivered in city parks – Kildonan, Chapelizod, McAuley Park and Kilmore West. Refurbishment of 4 existing playgrounds was completed, and wheelchair accessible swings were installed in the playgrounds at St Anne’s Park and Father Collins Park.	

Community, Parks and Sports: Biodiversity

Service Objectives 2025:

Co-ordinate the Dublin Bay UNESCO Biosphere Partnership which engages all stakeholders to promote and protect the important species and habitats in and around the bay



PERFORMANCE INDICATOR	TARGET 2025	JAN - JUN 2025 PROGRESS	JUL - DEC 2025 PROGRESS
Dublin City Biodiversity Action Plan: delivery of action plan		<p>Several LBAF grants applied for and awarded towards actions in current LBAP.</p> <ul style="list-style-type: none"> • 10 public events carried out during Biodiversity week to raise awareness about key biodiversity areas. • Invitations to tender for habitats survey to be sent out July. Several public awareness events arranged to highlight biodiversity actions in current LBAP e.g. Swifts in the City events. LBAP working group being set up and review of current LBAP. Several NGOs engaged with and exhibiting at Rose Festival to raise awareness about Biodiversity in Dublin and Ireland. 	<p>Nine Projects supported by Local Biodiversity Action Funded Grants via NPWS were carried out between April - November 2025.</p> <ul style="list-style-type: none"> • Two projects on Invasive species control at Tolka Valley and North Bull Island • Two projects with BirdWatch Ireland on Swifts in the City and Raptors in the City • Two projects with Irish Midlands Ringing Group on Swan Ringing, Survey and Data analysis and Surveying and Ringing of bird species on Bull Island and Tolka Valley • A Biodiversity Awareness Education Programme and field trip with Global Action Plan to 140 students across 4 schools in Dublin • A Mayfly Monitoring Project with UCD and all county councils to establish the conservation status of Mayflies in Ireland • A Dublin City Otter Population Survey including genetic and dietary analysis to monitor otter populations and their diet in urban river systems <p>Webinars:</p> <ul style="list-style-type: none"> • Kildare Wildlife Rescue to raise public awareness about native wildlife for Heritage Week (August 2025). • BirdWatch Ireland on Swifts in the City (Sept 2025) and Riverbirds and Raptors in the City (Oct 2025) to raise public awareness about these species and how to conserve them. <p>In person events:</p> <ul style="list-style-type: none"> • Walk and talk on Riverbirds and Raptors in Longmeadows (Sept 2025) and on Water birds of Bull Island with BirdWatch Ireland (Sept 2025). • Conservation Meitheal event Hosted by Dublin City Council in partnership with Clean Coasts, Climate Ambassadors Programme, the North Bull Island Conservation Volunteers, and the Dublin Bay Biosphere Partnership. (Oct 2025).

Community, Parks and Sports: Biodiversity cont.

Service Objectives 2025:

Co-ordinate the Dublin Bay UNESCO Biosphere Partnership which engages all stakeholders to promote and protect the important species and habitats in and around the bay



PERFORMANCE INDICATOR	TARGET 2025	JAN - JUN 2025 PROGRESS	JUL - DEC 2025 PROGRESS
North Bull Island Nature Reserve Action Plan: delivery of action plan		Scientific Technical Advisory Group and Oversight Forum continue to meet regards management of North Bull Island. Information and awareness to be raised about North Bull Island via Rose Festival in July.	Ongoing implementation of NBI Action Plan (2020-2025). New NBI Management Plan in development in consultation with the NBI Oversight Forum & STAG. Tender to be issued in February 2026. Work to support the development of the new NBI Management Plan is also in progress. Phase I of the Invasive Alien Species Survey & Management Plan for NBI was carried out in Winter 2025 and Phase II is to be carried out in Spring/Summer 2026. Tender for the new 5-year NBI Flora & Vegetation plan also to be issued in Spring 2026.
Dublin Bay UNESCO Biosphere Partnership: delivery of Conservation and Research Strategy		Several events to promote the Conservation & Research Strategy have taken place in Q2, including a Biosphere field trip for 30 European UNESCO National Commissions, a 10th Anniversary Biosphere cruise in Dublin Bay for 80 Councillors and Stakeholders and 5 Biosphere-specific events for Biodiversity Week 2025. A review of the status of the Strategy is currently being undertaken by the BCRS Sub-committee. A full report on the status of site-specific conservation and research actions, as detailed in the plan, will be available in September 2025.	Ongoing implementation of DBBP Biodiversity Conservation and Research Strategy (2022-2026). Annual Review 2025 of the Strategy complete. Action Plan to implement remaining conservation and research objectives in 2026 agreed and to be presented to the Dublin Bay Biosphere Partnership Board Meeting in Jan 2026.

Community, Parks and Sports: Arts

Service Objectives 2025:

Ensure that the arts remain a vital part of Dublin through working in partnership with the public, communities, artists and arts organisations

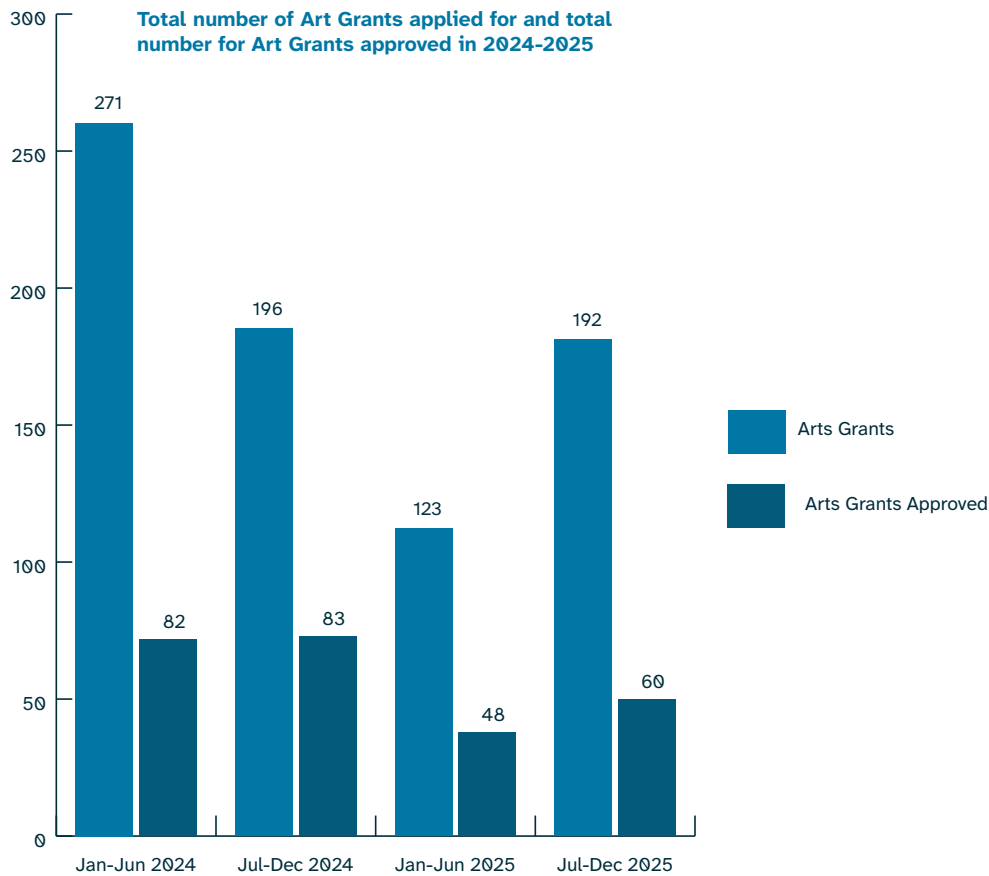


Fig 2.3: Total number of Art Grants applied for and total number of Art Grants approved in 2024 – 2025

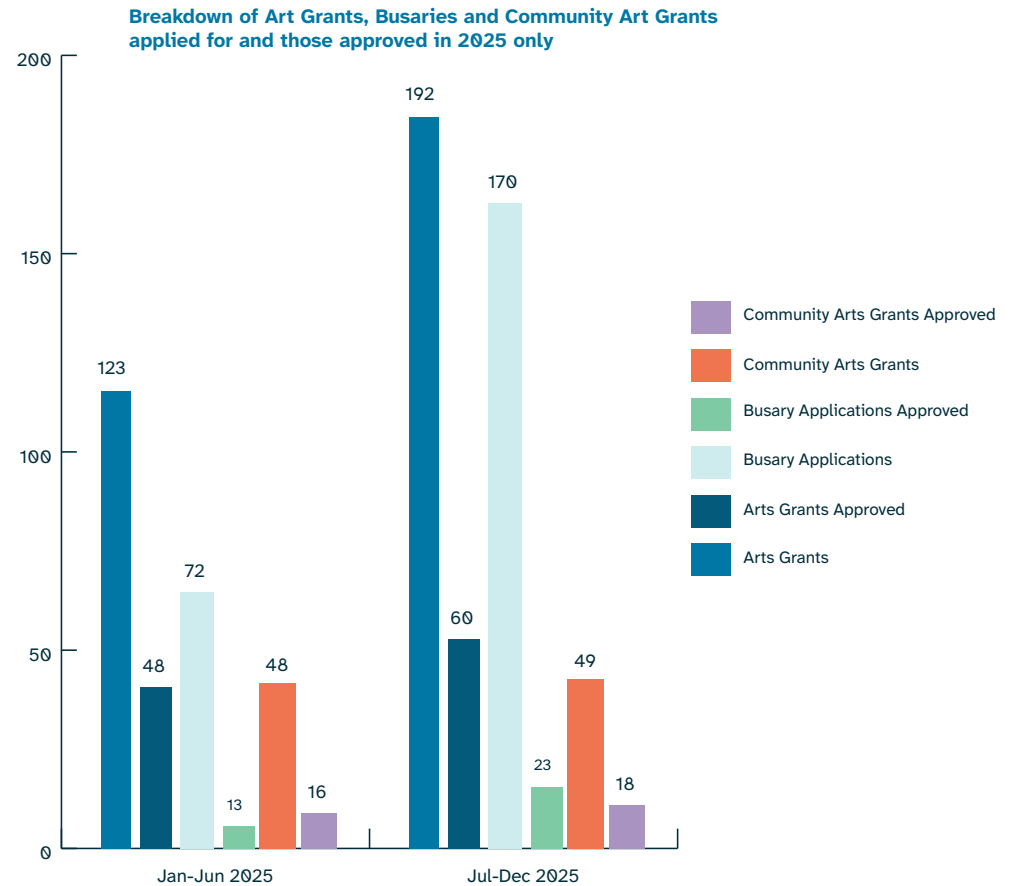


Fig 2.4: Breakdown of Art Grants, Bursaries and Community Art Grants applied for and those approved in 2025 only

Community, Parks and Sports: Arts cont.

Service Objectives 2025:

Ensure that the arts remain a vital part of Dublin through working in partnership with the public, communities, artists and arts organisations.



PERFORMANCE INDICATOR	TARGET 2025	JAN - JUN 2025 PROGRESS	JUL - DEC 2025 PROGRESS	COMMENT / ADDITIONAL INFORMATION
Number of programmed events		<ul style="list-style-type: none"> Non- LAB: 525 The LAB studios: 797 	<ul style="list-style-type: none"> Non- LAB: 476 The LAB studios: 770 	
Number of participants at arts events		<ul style="list-style-type: none"> Non- LAB: 69,550 The LAB studios: 58,500 	<ul style="list-style-type: none"> Non- LAB: 106,368 The LAB studios: 110,000 	
Number of artists in residence		8	4	
Number of artists in studios		11	11	

Community, Parks and Sports: Animal Welfare

Service Objectives 2025:

Provide effective Animal Welfare & Control Services in accordance with Control of Dogs Act 1986 and Control of Horses Act 1996 to promote animal welfare and responsible animal ownership



PERFORMANCE INDICATOR	TARGET 2025	JAN - JUN 2025 PROGRESS	JUL - DEC 2025 PROGRESS	COMMENT / ADDITIONAL INFORMATION
No. of animals processed through shelter facilities		Revision of requirements to be issued in Q3 2025	End of year 402 Dogs Accepted	
% increase in dog licence revenue		Annual report for 2025 in Q4 2025/Q1 2026	Percentage unchanged 2025	
No. of enforcement actions taken (for breaches of the Control of Dogs and the Control of Horses Act)		Reports to be prepared in Q1 2026 following revision of National statistics	Details of Enforcements not available as yet for 2025	

Area Management

Service Objectives 2025:

Co-ordinate the delivery of services across the City Council's five Administrative Areas



PERFORMANCE INDICATOR	JAN - JUN 2025 PROGRESS	JUL - DEC 2025 PROGRESS	COMMENT / ADDITIONAL INFORMATION
Number of Estate Management cases investigated	Central Area: 1,002	Central Area: 917	Total for 2025: 1,919
	North Central Area: Total 286 Darndale: 235 Clontarf/Donaghmede: 51	North Central Area: Total: 345 Darndale: 308 Clontarf/Donaghmede: 37	Total for 2025: 631
	North West Area: Total: 373 Finglas: 84 Ballymun: 289	North West Area: Total: 635 Finglas: 58 Ballymun: 577	Total for 2025: 1,008
	South Central Area: 179	South Central Area: 83	Total for 2025: 262
	South East Area: Total: 240 Crumlin: 30 South East Area: 210	South East Area: Total: 165 Crumlin: 63 South East Area: 102	Total for 2025: 582
Number of Local Community Safety Partnership (LCSP) meetings facilitated/held	Central Area: 1 Board Meeting, 1 workshop and 14 working group meetings	Central Area: 2 Board Meetings and 8 working group meetings	
	North Central Area: None, LCSPs are not operationalised yet. Figure is based on number of JPC and Community Forum meetings held. 1 JPC Meeting. 11 Community Safety Fora	North Central Area: 1 induction meeting held Dec 2025	
	North West Area: None- LCSP is in the process of being finalised in DCC	North West Area: Inaugural meeting took place late Dec. 1st meeting & election of Chair 29.01.26	
	South Central Area: LCSP Structure not established yet. 2 JPC meetings held (January & April)	South Central Area: 2 Interagency meetings held (July & November) while awaiting the establishment of the LCSP Structure	
	South East Area: Total 6 5 Community Forum Public and BOM meetings in Crumlin and 1 in Ringsend.	South East Area: Total 7 Crumlin: 7 Ringsend & Pembroke: 0	

Area Management

Service Objectives 2025:

Co-ordinate the delivery of services across the City Council's five Administrative Areas




PERFORMANCE INDICATOR	JAN - JUN 2025 PROGRESS	JUL - DEC 2025 PROGRESS	COMMENT / ADDITIONAL INFORMATION
Number of DCC-related consultations facilitated	Central Area: 4	Central Area: 1	Total for 2025: 5
	North Central Area: 3	North Central Area: 4	Total for 2025: 7
	North West Area: Total: 25 Finglas: 8 Ballymun: 17	North West Area: Total: 19 Finglas: 10 Ballymun: 9	Total for 2025: 44
	South Central Area: 3	South Central Area: 5	Total for 2025: 8
	South East Area: 3	South East Area: 6	Total for 2025: 9
	Complete the local implementation of the 2025 Community Grants Scheme	Central Area: completed	Central Area: completed
North Central Area: Total 179 Community Grants			
<ul style="list-style-type: none"> • Artane/Whitehall 78 recommended & approved. • Clontarf 58 recommended & approved. • Donaghmede 43 recommended & approved. 			
North West Area: Total: 113 Community Grants and 33 Adult Education Grants			
<ul style="list-style-type: none"> • Finglas: <ul style="list-style-type: none"> » 61 Community Grants approved. » 15 Adult Education Grants Approved • Ballymun: <ul style="list-style-type: none"> » 52 Community Grants Approved (€30,000) » 18 Informal Adult Education Grants Approved (€9,792) 			
South Central Area: 107 Community Grants & 44 Informal Adult Education Grants			
	South East Area: Total 196 39 applications processed for Crumlin. Funding will issue in August. 157 applications processed for SEA & Pembroke.	South East Area: Total 16 16 applications processed for Crumlin. No new applications for SEA & Pembroke.	

Area Management cont.

Service Objectives 2025:

Co-ordinate the delivery of services across the City Council's five Administrative Areas



PERFORMANCE INDICATOR	TARGET 2025	JAN - JUN 2025 PROGRESS	JUL - DEC 2025 PROGRESS	COMMENT / ADDITIONAL INFORMATION
Number of Area Committee meetings held	11	Central Area: 6	Central Area: 5	Total for 2025: 11
		North Central Area: 6	North Central Area: 5	Total for 2025: 11
		North West Area: 6	North West Area: 5	Total for 2025: 11
		South Central Area: 6	South Central Area: 5	Total for 2025: 11
		South East Area: 6	South East Area: 5	Total for 2025: 11
Number of Councillor Questions facilitated / responded to	All questions responded to within prescribed timeframe	Central Area: 412 Questions & 36 Motions	Central Area: 308 Questions & 27 Motions	
		North Central Area: 592 Questions & 40 motions	North Central Area: 466 Questions & 29 motions	
		North West Area: 217	North West Area: 178	
		South Central Area: 217	South Central Area: 175	
		South East Area: 68 motions; 294 questions	South East Area: 55 motions (36 lates); 275 questions (79 lates)	
Calls on managed telephony answered within 30 seconds	90%	Central Area: 44.31% (752)	Central Area: 72.78% (1,882)	
		North Central Area: 75%	North Central Area: 78%	
		North West Area: Finglas: 85% Ballymun: 74.22% (5648 calls, abandoned 295)	North West Area: Finglas: 79% Ballymun: 73.50% (5,121 calls, abandoned 284)	
		South Central Area: 88%	South Central Area: 90%	
		South East Area: 90%	South East Area: 63%	

Area Management *cont.*

Service Objectives 2025: Co-ordinate the delivery of services across the City Council's five Administrative Areas				 8 DECENT WORK AND ECONOMIC GROWTH	 11 SUSTAINABLE CITIES AND COMMUNITIES	 16 PEACE, JUSTICE AND STRONG INSTITUTIONS
PERFORMANCE INDICATOR	TARGET 2025	JAN - JUN 2025 PROGRESS	JUL - DEC 2025 PROGRESS	COMMENT / ADDITIONAL INFORMATION		
Number of responses to media inquiries from Communications Office		Central Area: 5	Central Area: 4	Total for 2025: 9		
		North Central Area: 4	North Central Area: 6	Total for 2025: 10		
		North West Area: Total 13 Finglas: 5 Ballymun: 8	North West Area: Total: 6 Finglas: 3 Ballymun: 3	Total for 2025: 19		
		South Central Area: 3	South Central Area: 13	Total for 2025: 16		
		South East Area: 0	South East Area: 3	Total for 2025: 3		



Planning, Property and Economic Development


Planning, Property and Economic Development

Focus Area: Economy, Growth and Urban Regeneration

Goal:

Guide the development and regeneration of the city region and its economy so that Dublin becomes one of Europe's most sustainable, dynamic, and resourceful city regions.

Property and Urban Regeneration

Service Objectives 2025:				
Eradicate underutilised, vacant and derelict lands and buildings in the city and bring both privately owned and Council-owned land and buildings back into use				
PERFORMANCE INDICATOR	TARGET 2025	JAN - JUN 2025 PROGRESS	JUL - DEC 2025 PROGRESS	COMMENT / ADDITIONAL INFORMATION
Number of derelict sites inspections carried out		344	418	Total for 2025: 762
Number of derelict sites Notices served		50	84	Total for 2025: 134
Number of applications received under the Living City Initiatives		7	9	Total for 2025: 16
Number of applications approved under the Living City Initiative		5	3	Total for 2025: 8

Property and Urban Regeneration *cont.*

Service Objectives 2025:

Eradicate underutilised, vacant and derelict lands and buildings in the city and bring both privately owned and Council-owned land and buildings back into use

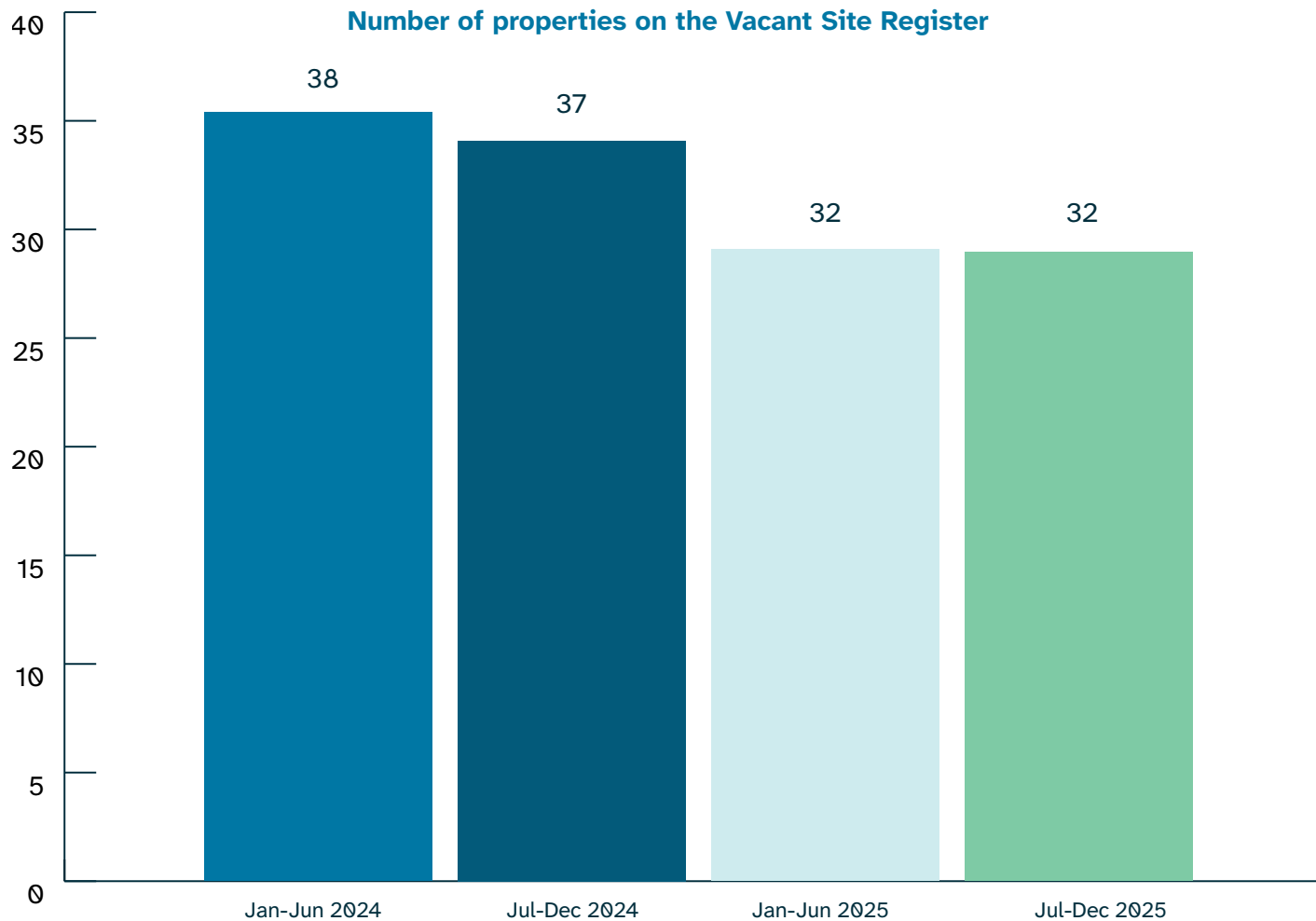


Fig. 3.1: Number of properties on the Vacant Sites register. This figure is updated continually therefore we ended the year with 32 properties on the vacant site register.

Property and Urban Regeneration *cont.*

Service Objectives 2025:

Encourage and increase telecoms investment in Dublin and allow for better use of city council owned assets for telecommunications infrastructure



PERFORMANCE INDICATOR	TARGET 2025	JAN - JUN 2025 PROGRESS	JUL - DEC 2025 PROGRESS	COMMENT / ADDITIONAL INFORMATION
Number of Homes passed by fibre infrastructure providers (Annual)		Contacted IBEC at end of 2025, awaiting a response with a confirmed figure		
Number of Section 254 licences issued for Monopoles		0	0	
Number of Commercial / Legal Agreements issued for: <ul style="list-style-type: none"> Mobile Rooftop Installations Monopole 		<ul style="list-style-type: none"> Mobile Rooftop Installations: 0 Monopole: 0 	<ul style="list-style-type: none"> Mobile Rooftop Installations: 0 Monopole: 0 	

Service Objectives 2025:

Designate ACAs for specific areas in line with the priorities set out in the Development Plan



PERFORMANCE INDICATOR	TARGET 2025	JAN - JUN 2025 PROGRESS	JUL - DEC 2025 PROGRESS	COMMENT / ADDITIONAL INFORMATION
Number of Architectural Conservation Areas (ACAs) commenced		3	1	Total for 2025: 4
Number of ACAs completed		0	1	Total for 2025: 1

Property and Urban Regeneration *cont.*

Service Objectives 2025:

Building of awareness of the City's architectural and archaeological heritage through education programmes, research and grant aid



PERFORMANCE INDICATOR	TARGET 2025	JAN - DEC 2025 PROGRESS	COMMENT / ADDITIONAL INFORMATION
Number of applications received under the following grant schemes: <ul style="list-style-type: none"> Built Heritage Investment Scheme Historic Structures Fund Community Monuments Fund 		<p>Built Heritage Investment Scheme: 157 grant applications received, 103 grants offered to the value of €1,118,299.00.</p> <p>Historic Structures Fund: 21 grant applications received, 2 grants funded to the value of €359,000.</p> <p>Community Monuments Fund: 10 applications processed, 6 funded. 100% monies recouped €365,549.</p>	

Planning

Service Objectives 2025:

Present Draft Masterplans to Council for Baile Bogáin and Inchicore / Kylemore lands



PERFORMANCE INDICATOR	TARGET 2025	JAN - DEC 2025 PROGRESS	COMMENT / ADDITIONAL INFORMATION
Progress on Local plans for (Annual) <ul style="list-style-type: none"> Baile Bogáin Inchicore/Kylemore 		<p>Variation 9: SDRA 18 adopted 12th Jan 2026.</p> <p>Variation 10: SDRA 19 Public Display 12 Dec 2025 - 21 Jan 2026. Kylemore Masterplan to be adopted Q3/Q4</p>	Renamed Broombridge - Hamilton Masterplan

Planning cont.

Service Objectives 2025:

Continue to deliver a quality, responsive development management service and deliver a sustainable mix of uses in accordance with City Development Plan policies



PERFORMANCE INDICATOR	TARGET 2025	JAN - DEC 2025 PROGRESS	COMMENT / ADDITIONAL INFORMATION
Number of Pre-Planning Application Consultations (PACs) as % of all decisions <i>(Annual)</i>		2%	

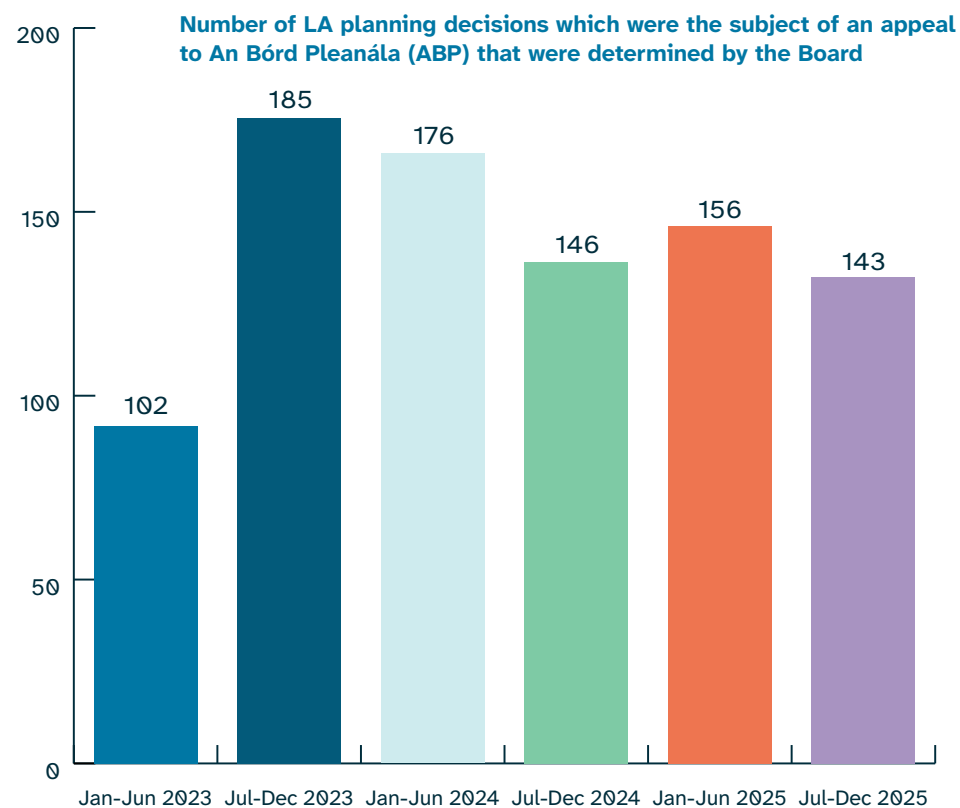


Fig 3.2: Number of Local Authority planning decisions which were the subject of an appeal to An Bórd Pleanála (ABP) that were determined by the Board. The total number for 2025 was 299.

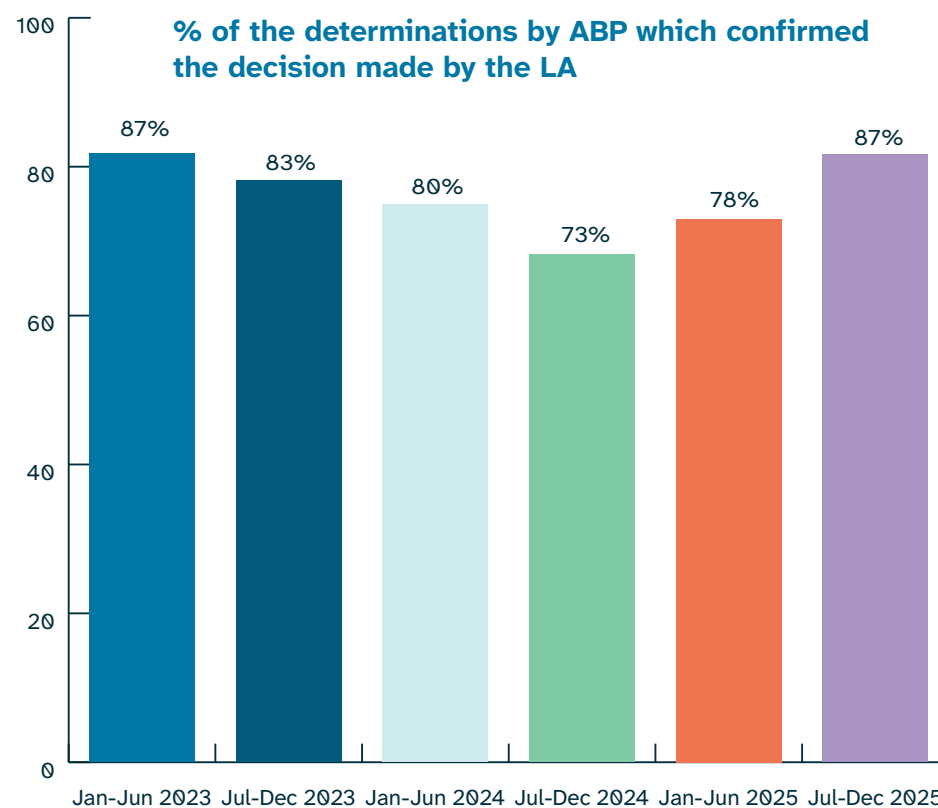


Fig 3.3: % of the determinations by ABP which confirmed the decision made by the Local Authority

Planning cont.

Service Objectives 2025:

Continue to deliver a quality, responsive development management service and deliver a sustainable mix of uses in accordance with City Development Plan policies

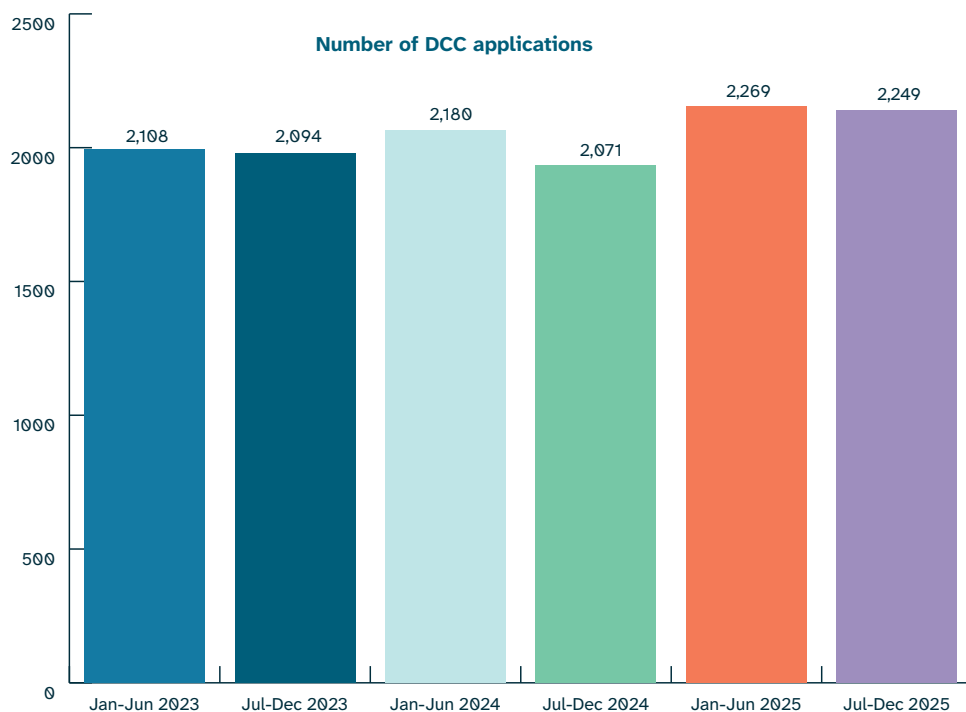


Fig 3.4: Number of DCC applications (including planning permissions, Sn5s, SHECs). The total number of applications in 2025 was 4,518.

PERFORMANCE INDICATOR	JAN - JUN 2025 PROGRESS	JUL - DEC 2025 PROGRESS	COMMENT / ADDITIONAL INFORMATION
Number DCC PACs (excl. LRD Large Scale Residential Developments)	44	52	Total for 2025: 96
Number LRD PACs	7	7	Total for 2025: 14
Number LRD opinions issued	5	9	Total for 2025: 14
Number LRD applications received	8	8	Total for 2025: 16
Number LRD decisions issued	10	9	Total for 2025: 19

Planning cont.

Service Objectives 2025:

Continue to improve the planning application system to enable more applications to be completed on-line and enable easier access to planning information and services

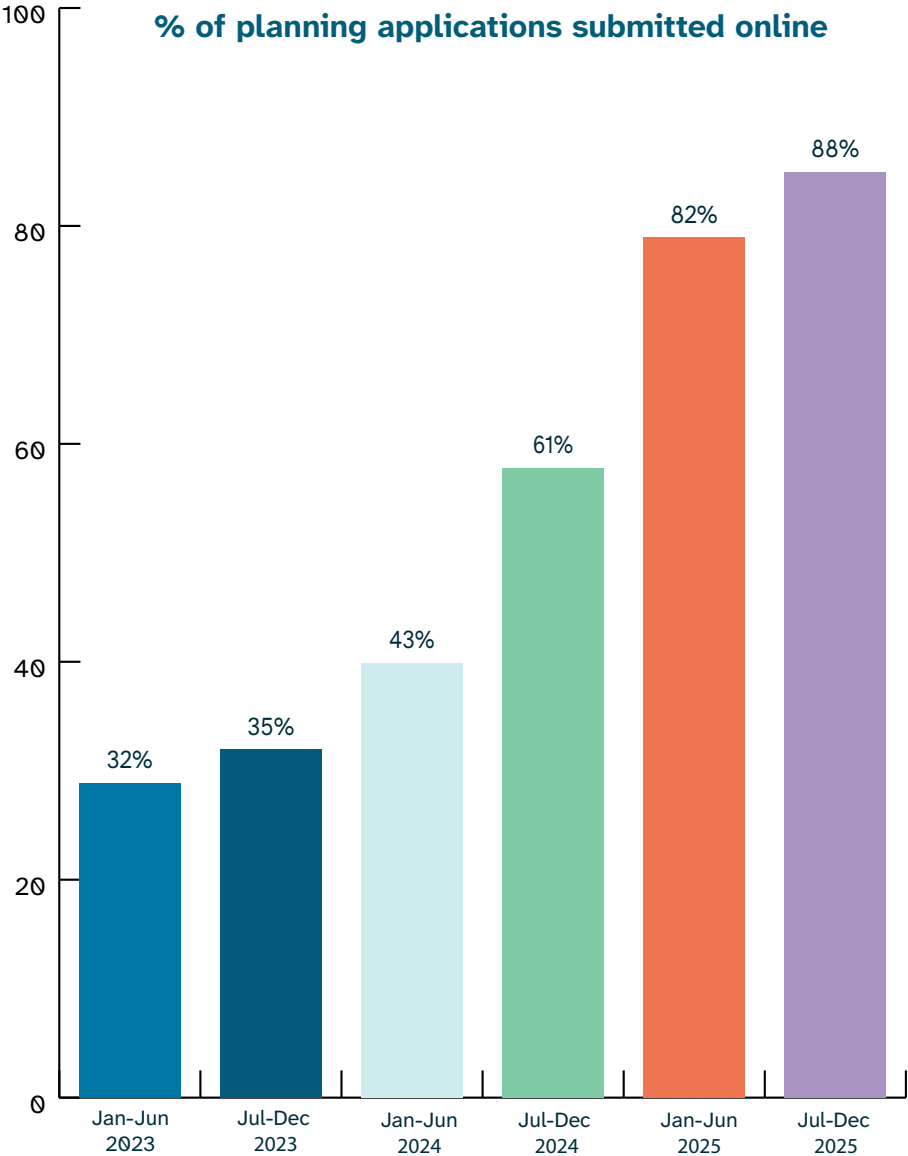


Fig 3.5: % of planning applications submitted online, now via the Local Government National Online Planning Portal.

Planning cont.

Service Objectives 2025:

Ensure developments are carried out in compliance with the planning permission granted and appropriate enforcement action is taken

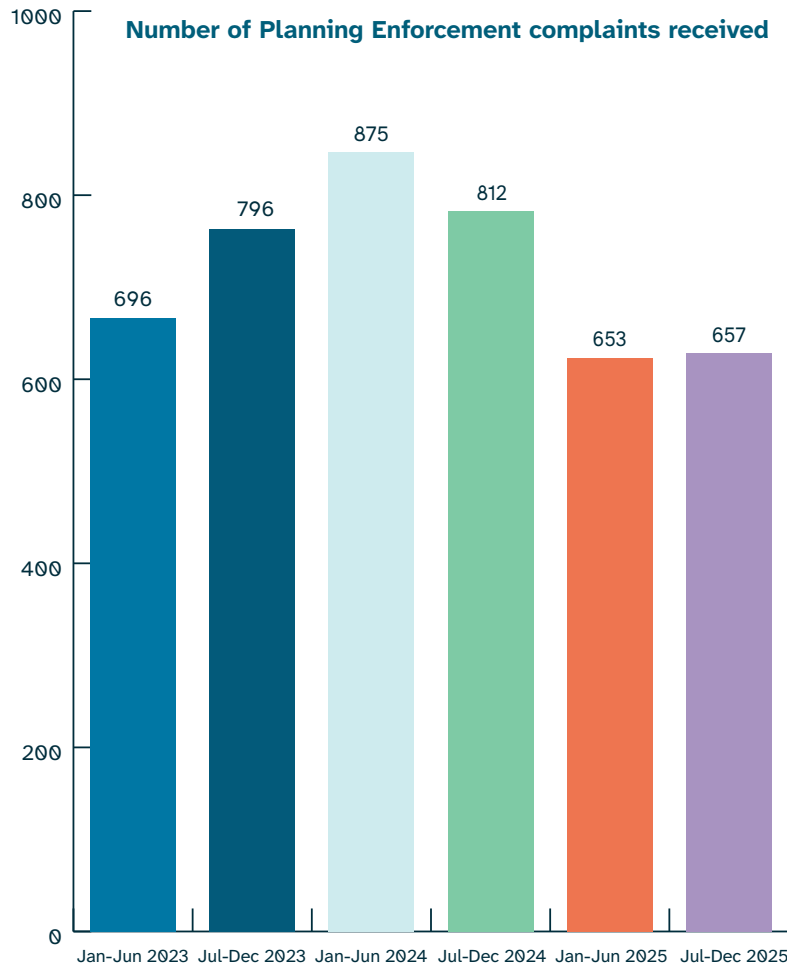


Fig 3.6: Number of Planning Enforcement complaints received. The total number of complaints for 2025 was 1,310.

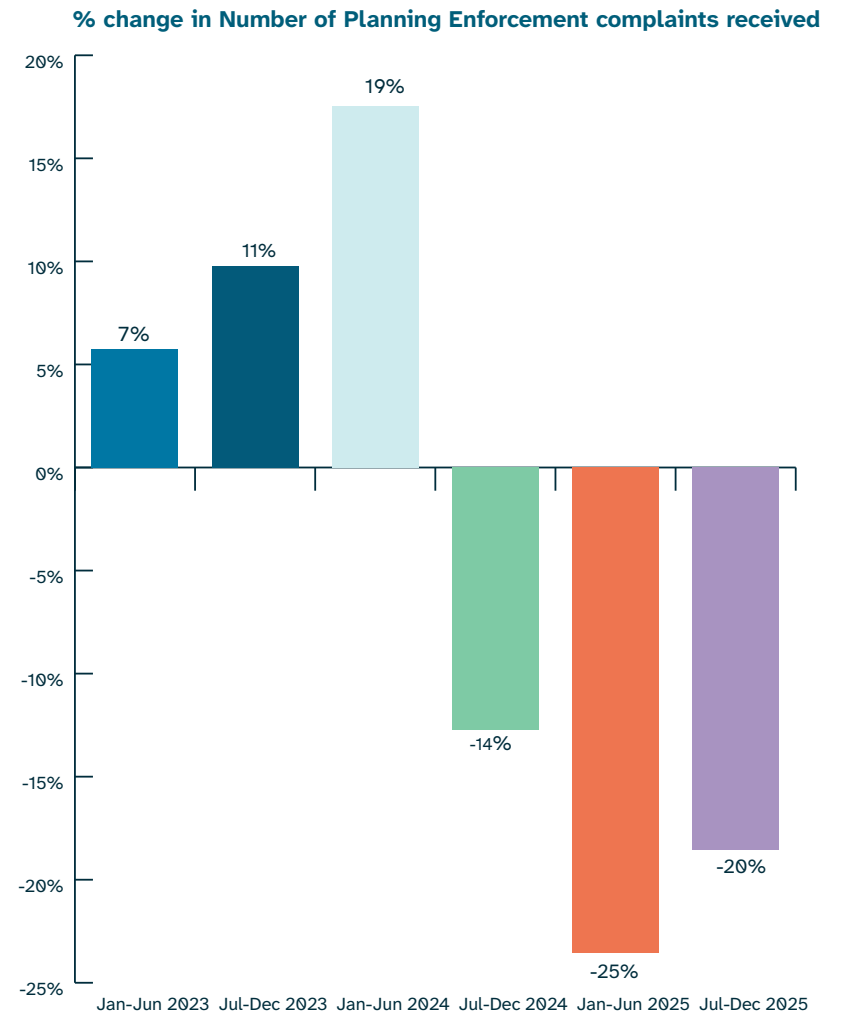


Fig 3.7: % change in number of Planning Enforcement complaints received. Please note that while the number of complaints has reduced the complexity is rising

Planning cont.

Service Objectives 2025:

Ensure developments are carried out in compliance with the planning permission granted and appropriate enforcement action is taken



PERFORMANCE INDICATOR	TARGET 2025	JAN - JUN 2025 PROGRESS	JUL - DEC 2025 PROGRESS	COMMENT / ADDITIONAL INFORMATION
% Planning Enforcement complaints acknowledged within 10 working days	100%	100%	100%	
Number of Planning Enforcement Warning Letters issued		732	692	Total for 2025: 1,424
Number of Planning Enforcement Notices served		67	68	Total for 2025: 135
Number of Planning Enforcement Legal Proceedings initiated		13	18	Total for 2025: 31
Number of Planning Enforcement files closed		591	1,044	Total for 2025: 1,635 Increase due to file review as reduction in complaints received meant older files could be addressed and closure of statute barred files

Service Objectives 2025:

Enforce building regulations through inspections of new buildings under construction as well as buildings undergoing extension or alteration



PERFORMANCE INDICATOR	TARGET 2025	JAN - JUN 2025 PROGRESS	JUL - DEC 2025 PROGRESS	COMMENT / ADDITIONAL INFORMATION
Buildings inspected by Building Control as a percentage of new buildings notified to the local authority (Annual)	70%	To be delivered by Q2 of 2026		
Number of Building Control enforcement notices/ other formal enforcements served		0	0	
Number of site inspections undertaken by Building Control for Part L compliance		116	121	Total for 2025: 237

Planning cont.

Service Objectives 2025:

Enforce building regulations through inspections of new buildings under construction as well as buildings undergoing extension or alteration

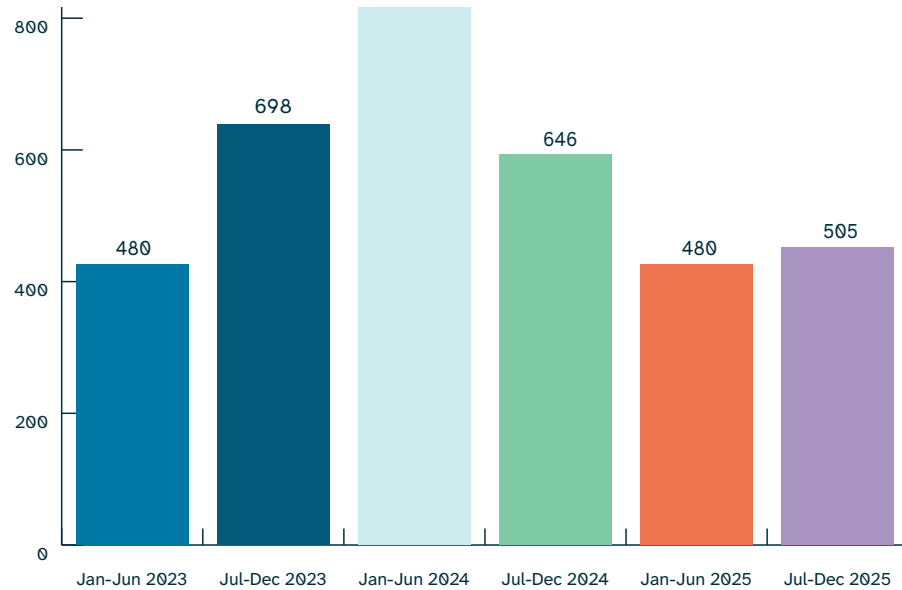


Fig 3.8: Number of Building Control site inspections carried out – the total number of inspections in 2025 was 985.

Service Objectives 2025:

Consider applications for Disability Access Certificates that ensure the built environment is continually improving in terms of access for all building users



PERFORMANCE INDICATOR	TARGET 2025	JAN - JUN 2025 PROGRESS	JUL - DEC 2025 PROGRESS	COMMENT / ADDITIONAL INFORMATION
% of Disability Access Certificate Applications determined within statutory time frame	100%	100%	100%	

City Centre Task force

Service Objectives 2025:

Deliver on the spatial, economic and regeneration elements of the 2024 Taoiseach's City Centre Taskforce Plan



PERFORMANCE INDICATOR	TARGET 2025	JAN - JUN 2025 PROGRESS	JUL - DEC 2025 PROGRESS	COMMENT / ADDITIONAL INFORMATION
Numbers of projects instigated under the 10 Big Moves of the City Centre Taskforce Plan		0	16	Total for 2025: 16 (as per roadmap for Delivery Dec 2025)
Number of actions completed under the Rejuvenation Action Group Plan			0	All either ongoing or being considered by IDG
Number of laneways reimaged through active uses			1	Total for 2025: 1 Coles Lane Completed
Number of City Centre Activations delivered		6	15	15 activations included Temple Bar Markets, Henry Street Christmas Market, Moore Street Additional Market

Economic Development & Dublin City Local Enterprise Office

Service Objectives 2025:

Publish and implement Dublin Place Brand Vision Strategy




PERFORMANCE INDICATOR	TARGET 2025	JAN - JUN 2025 PROGRESS	JUL - DEC 2025 PROGRESS	COMMENT / ADDITIONAL INFORMATION
Increase in social media engagement with the Dublin Place Brand	50,000	51,000	59,980	Twitter / X is no longer used due to corporate directive

Economic Development & Dublin City Local Enterprise Office *cont.*

Service Objectives 2025:

Work closely with the other Dublin Local Authorities to promote economic development and market the city-region as an attractive location for investment



PERFORMANCE INDICATOR	TARGET 2025	JAN - JUN 2025 PROGRESS	JUL - DEC 2025 PROGRESS	COMMENT / ADDITIONAL INFORMATION
Deliver four Dublin Economic Monitors and host annual event while expanding reach	4 publications and annual event	2 Publications & annual event delivered.	4 Publications delivered	An event was held in June 2025 to celebrate 10 years since the launch of the first Dublin Economic Monitor

Service Objectives 2025:

Deliver ENFUSE programme in collaboration with businesses and third level institutions across Dublin



PERFORMANCE INDICATOR	TARGET 2025	JAN - JUN 2025 PROGRESS	JUL - DEC 2025 PROGRESS	COMMENT / ADDITIONAL INFORMATION
Launch and deliver ENFUSE Programme	No of participating businesses and students	ENFUSE 2025 has concluded. 461 students took part, and 62 Local Enterprises participated.	Successful ENFUSE delivered in 2025 ENFUSE 2026 opened for applications	

Economic Development & Dublin City Local Enterprise Office *cont.*

Service Objectives 2025:

Capture feedback from those living in Dublin through Your Dublin Your Voice Survey



PERFORMANCE INDICATOR	TARGET 2025	JAN - JUN 2025 PROGRESS	JUL - DEC 2025 PROGRESS	COMMENT / ADDITIONAL INFORMATION
Number of responses to up to four Your Dublin Your Voice Surveys		2 quarterly surveys with total of 2,035 responses delivered with findings disseminated to inform decision making and policy development.	2 quarterly surveys with a total of 2,028 responses	An event was held in June 2025 to celebrate 10 years since the launch of the first Dublin Economic Monitor

Economic Development & Dublin City Local Enterprise Office *cont.*

Service Objectives 2025:

Provide a “First Stop Shop” for anyone seeking information and support on planning, starting, sustaining or growing a business in Dublin and drive the development of local enterprise

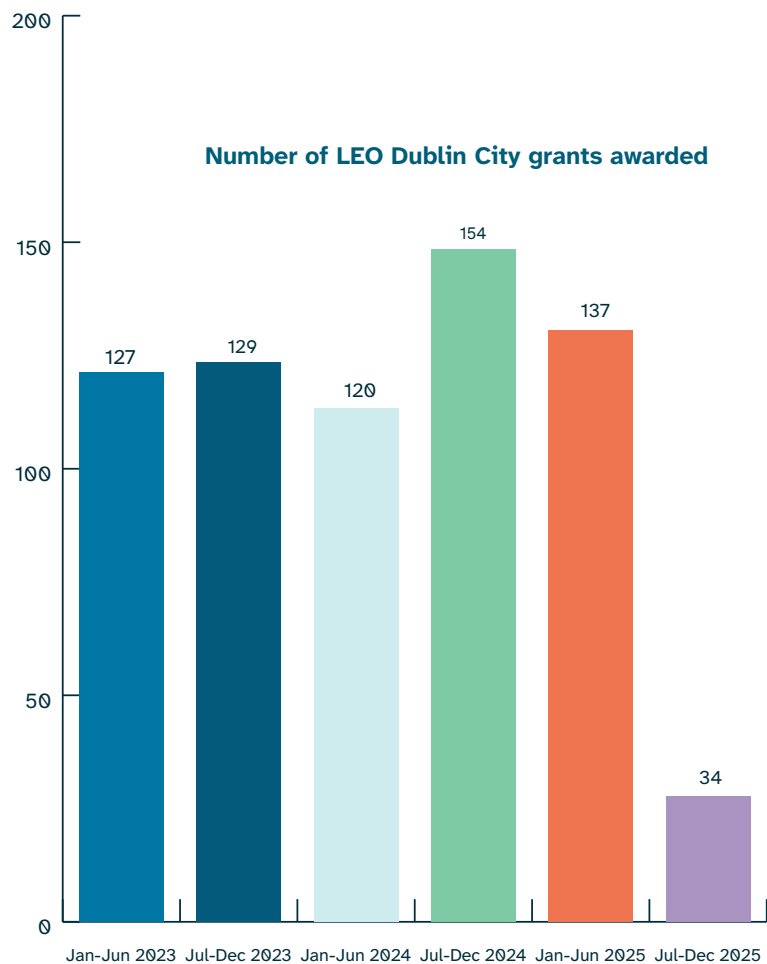


Fig 3.9: Number of LEO Dublin City grants awarded
- the total number of grants awarded in 2025 was 171.

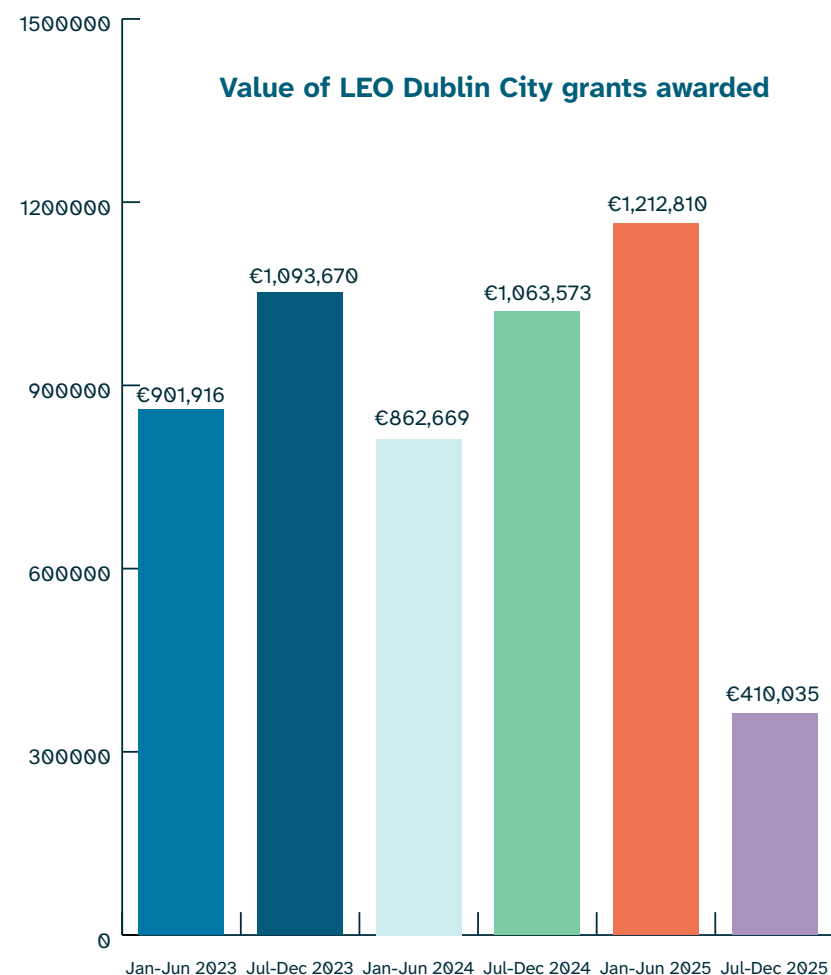


Fig 3.10: Value of LEO Dublin City grants awarded.
The decrease in the second half of 2025 is due to the ending of the Trading Online Voucher Scheme in December 2024, and a greater number of high value grants approved in the first half of the year.

Economic Development & Dublin City Local Enterprise Office *cont.*

Service Objectives 2025:

Provide a “First Stop Shop” for anyone seeking information and support on planning, starting, sustaining or growing a business in Dublin and drive the development of local enterprise

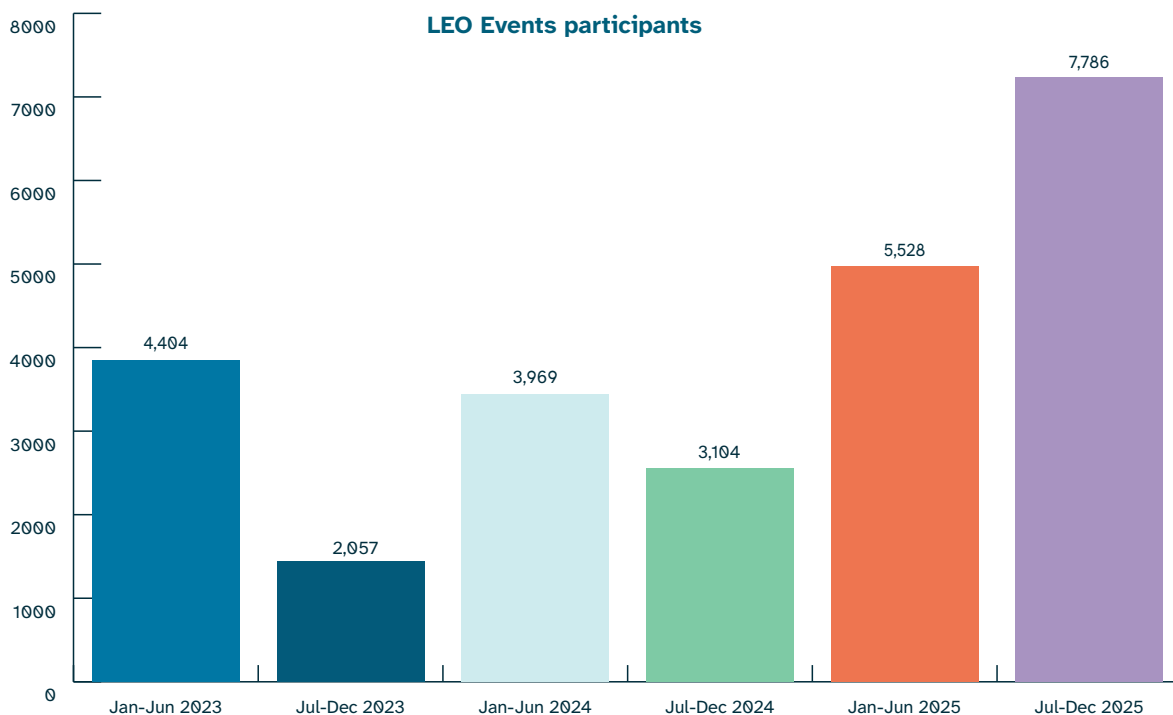




Fig 3.11: Number of participants in Local Enterprise Office (LEO) Dublin City training, mentoring and networking events. The breakdown over the year was as follows:

- Training 4,744
- mentoring 1,566
- women in business network 1,285 and
- ECO system engagements 191

Service Objectives 2025:

Provide a “First Stop Shop” for anyone seeking information and support on planning, starting, sustaining or growing a business in Dublin and drive the development of local enterprise



PERFORMANCE INDICATOR	TARGET 2025	JAN - JUN 2025 PROGRESS	JUL - DEC 2025 PROGRESS	COMMENT / ADDITIONAL INFORMATION
The number of jobs created with assistance from the LEO per 100,000 population (Annual)	90	55	37	Total for 2025: 92 Jobs

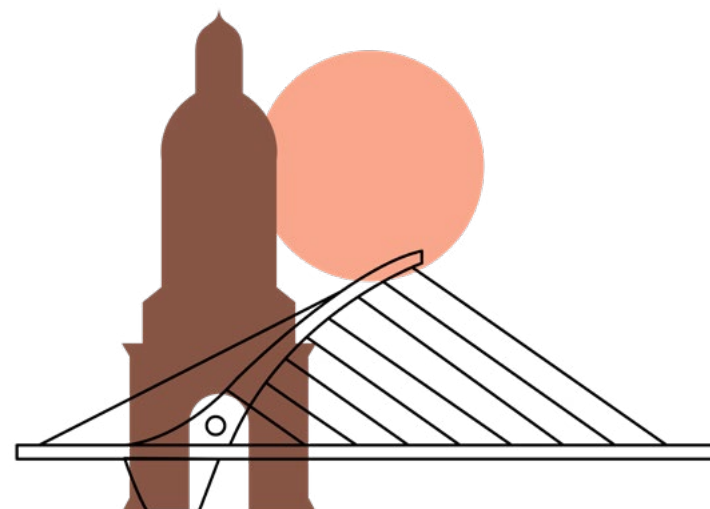
Economic Development & Dublin City Local Enterprise Office *cont.*

Service Objectives 2025:

Apply the steps of the Public Sector Duty (PSD) to new or existing strategies, plans and programmes in accordance with Dublin City Councils PSD Implementation Plan



PERFORMANCE INDICATOR	TARGET 2025	JAN - DEC 2025 PROGRESS	COMMENT / ADDITIONAL INFORMATION
Economic Plan to undergo PSD address step		Night Time Economy Strategy applied PSD address step	





Climate and Urban Resilience


Climate and Urban Resilience

Focus Area: Climate Action and Urban Resilience



Goal:



Lead and advocate for the transition of Dublin city, and its communities, to a healthy, low carbon and climate resilient future

Climate Action







Service Objectives 2025: Develop and co-ordinate the implementation of the statutory Climate Change Action Plan 2024-2029			
PERFORMANCE INDICATOR	TARGET 2025	JAN - DEC 2025 PROGRESS	COMMENT / ADDITIONAL INFORMATION
Progress reporting on Climate Change Action Plan (CCAP) (Annual)		<p>Special climate action meeting of the full Council took place on 29th September 2025, any queries not answered at the meeting were issued with responses by close of business on 3rd October 2025. It was agreed that the annual climate action meeting would take place in May with the annual report on the climate action plan on the agenda.</p> <p>The climate action team has created a digital platform to streamline the updates from departments in relation to the 121 actions in the climate action plan, along with a network of action owners and is providing support to colleagues to implement project that have a climate impact.</p>	

Climate Action cont.

Service Objectives 2025: Provide and improve community supports for local climate action, sustainable communities and awareness raising 2024-2029			 
PERFORMANCE INDICATOR	TARGET 2025	JAN - DEC 2025 PROGRESS	COMMENT / ADDITIONAL INFORMATION
Number of eligible applications received under the Community Climate Action Fund		80 Applications were received under phase 2 of the scheme. The closing date was 16th December 2025.	
Number of applications approved under the Community Climate Action Fund		The applications will be reviewed by the end of January 2026. The approved applicants will be notified by Q1, 2026	

Service Objectives 2025: Accelerate transition to climate neutrality through new partnerships for Climate City Contract			 
PERFORMANCE INDICATOR	TARGET 2025	JAN - DEC 2025 PROGRESS	COMMENT / ADDITIONAL INFORMATION
Submission of climate city contract (Annual)		The Climate Action team has been engaging with the national mirror group advocating for funding for key projects, the retrofitting of social housing and the Grow College Green project along with working with the Net Zero City advisors to develop a path to implementing the Climate City Contract. The climate action team secured funding from the Department of Climate, Energy & Environment towards the Grow College Green project	
Number of stakeholders signing Dublin City contracts (Annual)		The climate action team has been engaging with the national mirror group to establish relationships with other agencies to support the implementation of the climate city contract. One to one meetings are underway with key agencies that have a significant impact on emissions in the city	

Climate Action cont.

Service Objectives 2025: Implement pathfinder, EU and collaborative projects with other cities to advance our climate goals				 
PERFORMANCE INDICATOR	TARGET 2025	JAN - JUN 2025 PROGRESS	JUL - DEC 2025 PROGRESS	COMMENT / ADDITIONAL INFORMATION
Identify specific projects for delivery during 2025 (Annual)				Creative Ireland Biodiversity Artists in Residence Completed in November 2025; Minority Report Ongoing, general assembly held in November 2025. Work is continuing on the Terrain AI project with update meetings taking place every 3 weeks. The Grow College Green project along with working with the Net Zero City advisors to develop a path to implementing the Climate City Contract. The climate action team is involved with a number of EU funded programmes that give staff the opportunity to learn about good practice in other municipalities
Service Objectives 2025: Support and co-ordinate the 4 Dublin local authorities to deliver climate action and behaviour change through the CARO Programme				   
PERFORMANCE INDICATOR	TARGET 2025	JAN - JUN 2025 PROGRESS	JUL - DEC 2025 PROGRESS	COMMENT / ADDITIONAL INFORMATION
Progress on Climate Action Regional Work Office (CARO) work programme 2025 (Annual)		Annual Report submitted to DCEE Q2	Work programme for 2026 developed	
Just Transition – Improved health and well-being of citizens evidenced by access to essential services (15-minute neighbourhoods) and improved social cohesion, and employment		Ongoing, workshops held with DLAs, and projects have been identified that are being progressed	Workshop held with DLAs on Decarbonisation Zones, and monthly meetings with DLAs. Workshop held in November 2025 with OECD, DCC Public Realm and TU Dublin on health communication for public realm projects.	

Decarbonisation & District Heating

Service Objectives 2025:

Advance the energy efficiency of the City Council's buildings and fleet



PERFORMANCE INDICATOR	TARGET 2025	JAN - JUN 2025 PROGRESS	JUL - DEC 2025 PROGRESS	COMMENT / ADDITIONAL INFORMATION
Reduction in emissions by 51% from operations and service delivery and City Wide (Annual)		40% Final figure for 2025 is expected to be issued in May 2026.		This figure is based on total energy efficiency (buildings, fleet & operations) achieved since baseline.
Progress towards achievement of ISO 50001 (Energy Policy Update)	100%	50%	50%	Request for additional resources to progress accreditation
Improvement in Energy Efficiency (50% by 2030)	40%	40% (as per SEAI M&R)	Final 2025 results not currently available. Expect to be issued in May 2026	Improvement in Energy Efficiency (50% by 2030)
Progress on retrofit of DCC buildings (Pathfinder 4-year plan)	10%	2% (Audits completed for DFB, Tender documents being prepared)	10%	Progress on retrofit of DCC buildings (Pathfinder 4-year plan)

Surface Water, Flooding & Drainage

Service Objectives 2025:

Be prepared for flooding incidents through the ongoing development of the City's road gullies and the development of a Flood Emergency Plan (FEP)



PERFORMANCE INDICATOR	TARGET 2025	JAN - JUN 2025 PROGRESS	JUL - DEC 2025 PROGRESS	COMMENT / ADDITIONAL INFORMATION
% of planned work programme complete (target: 12,000 gullies per quarter)	100%	100%	100%	Target achieved as per planned work programme
% gullies inspected within timeframe (4/5 working days)	100%	100%	100%	
Revised Flood Emergency Plan (FEP) complete		Updated version to be finalised in August 2025	95%	100%- January 2026



Fig 4.1: Total number of gully cleaning service request received. **Total for 2025: 3,594**

Surface Water, Flooding & Drainage *cont.*

Service Objectives 2025:

Improve the City's environment by monitoring and reporting on river and bathing water quality



PERFORMANCE INDICATOR	TARGET 2025	JAN - JUN 2025 PROGRESS	JUL - DEC 2025 PROGRESS	COMMENT / ADDITIONAL INFORMATION
Number of water bodies whose status improves / disimproves (reported annually)	1/0	1	1	River Liffey WFD Status - good - moderate EPA 2025 Report (disimproved)

Service Objectives 2025:

Ensure that developers implement Sustainable Drainage Solutions on all new infrastructure to comply with local and national policy



PERFORMANCE INDICATOR	TARGET 2025	JAN - JUN 2025 PROGRESS	JUL - DEC 2025 PROGRESS	COMMENT / ADDITIONAL INFORMATION
% of City Council projects incorporating nature-based solutions	100%	100%	100%	This doesn't quantify the extent of SuDS implemented on projects and we cannot estimate SuDs implementation on DCC projects that do not go through a formal planning process.

Water Services

Service Objectives 2025:

Implement the Government's Framework for the Future Delivery of Water Services through a Master Co-operation Agreement with Uisce Éireann



PERFORMANCE INDICATOR	TARGET 2025	JAN - DEC 2025 PROGRESS	COMMENT / ADDITIONAL INFORMATION
Adherence to the Master Cooperation Agreement and the Support Services Agreement (Annual)		Transfer of Water Services complete - DCC operating still under Master Agreement - Reassignment of staff ongoing together with transfer of a small number of staff to Uisce Eireann. Headcount close to 130. DCC will be operating under the Master Cooperation Agreement until December 2026. DCC is on course to fully exit Water and Wastewater Services before the end of 2026 as dictated by the Future Delivery of Water Services	

Fire Services

Service Objectives 2025:

Provide an integrated Fire, Rescue and Emergency Ambulance Service for Dublin City and County

(High/Medium) ARC B = D1, D8 & D13. ARC C = D23 & D24. ARC A (Very High) all other Stations



% of cases in respect of fire in which first attendance is at the scene within 10 mins

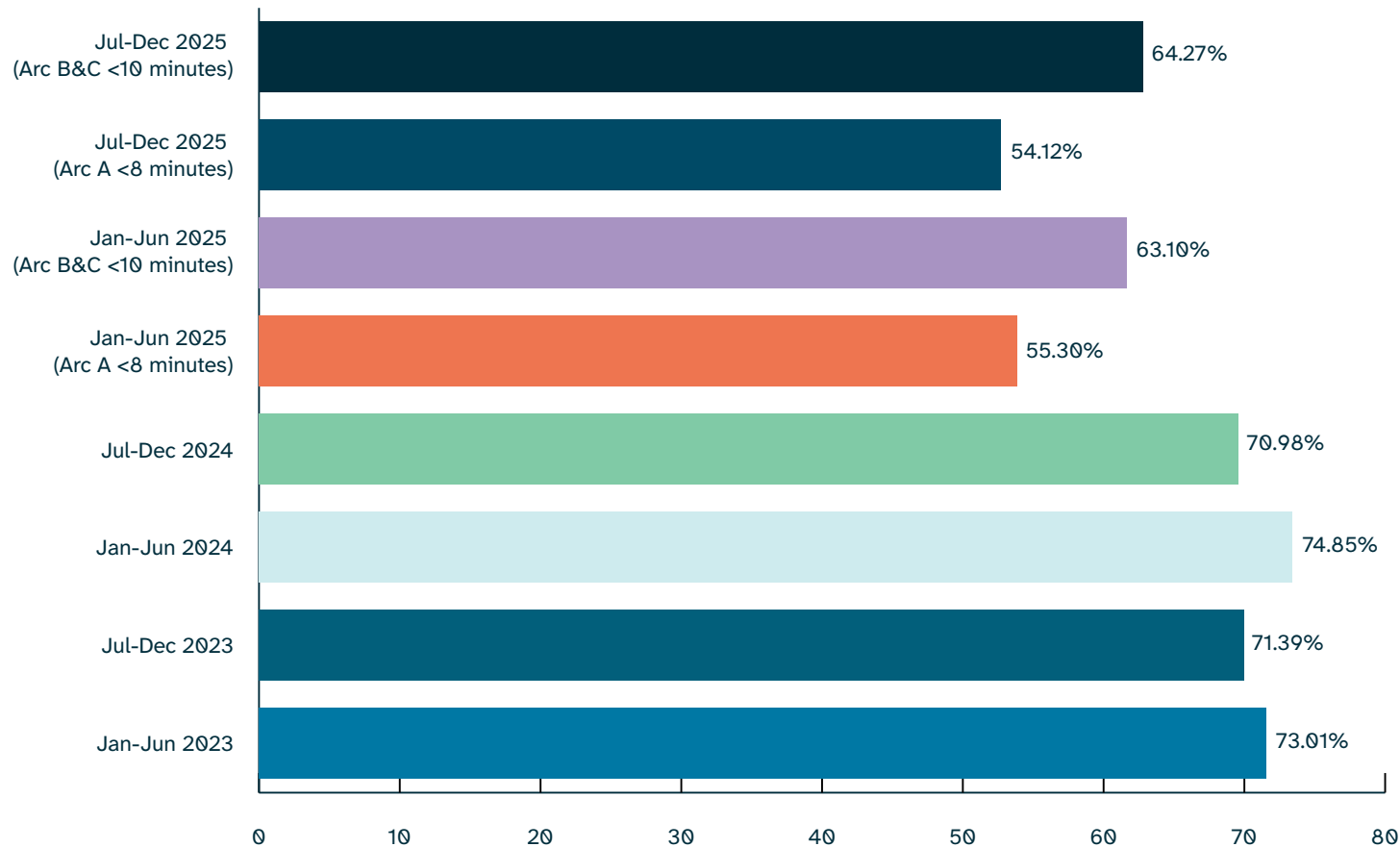


Fig 4.2: % of cases in respect of fire in which first attendance is at the scene within 10 mins

Fire Services

Service Objectives 2025:

Provide an integrated Fire, Rescue and Emergency Ambulance Service for Dublin City and County

(High/Medium) ARC B = D1, D8 & D13. ARC C = D23 & D24. ARC A (Very High) all other Stations



% of cases in respect of all other emergencies in which first attendance is at the scene within 10 mins

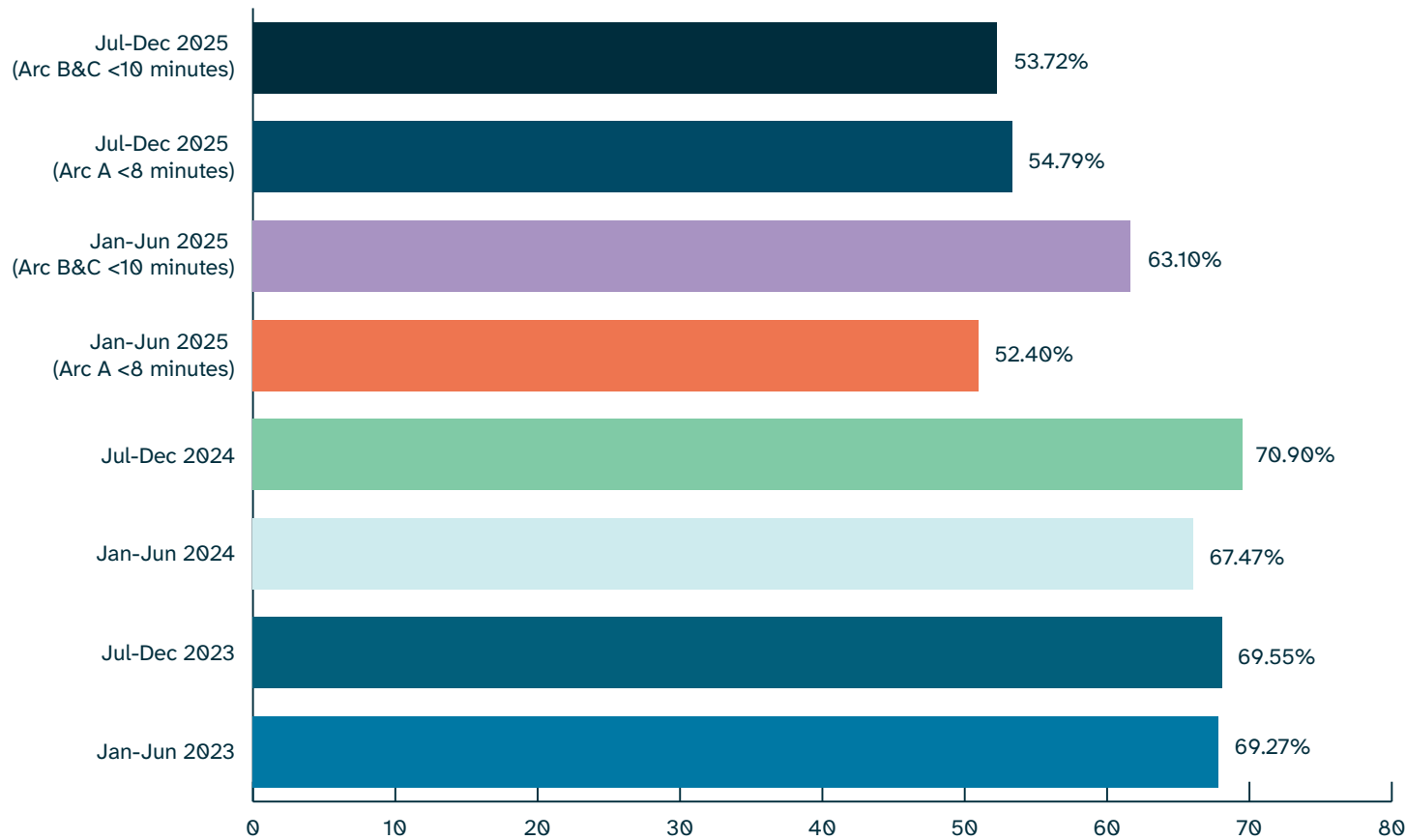


Fig 4.3: % of cases in respect of all other emergencies in which first attendance is at the scene within 10 mins

Fire Services cont.

Service Objectives 2025:

Provide an integrated Fire, Rescue and Emergency Ambulance Service for Dublin City and County
(High/Medium) ARC B = D1, D8 & D13. ARC C = D23 & D24. ARC A (Very High) all other Stations



PERFORMANCE INDICATOR	TARGET 2025	JAN - JUN 2025 PROGRESS	JUL - DEC 2025 PROGRESS
% of cases in respect of fire in which attendance is at the scene after 10 minutes but within 20 minutes	ARC Very High Stations 8 to 20 mins (80%) ARC High / Medium Stations 10 to 20 mins (97%)	ARC A, 8 to 20 minutes 42.60%	ARC A, 8 to 20 minutes 43.43%
		ARC B & C, 8 to 20 minutes 33.20%	ARC B & C, 8 to 20 minutes 30.66%
% of cases in respect of fire in which first attendance is at the scene after 20 minutes	ARC Very High Stations Greater 20 mins (98%) ARC High / Medium Stations Greater 20 mins (95%)	ARC A, Greater 20 Minutes 2.10%	ARC A, Greater 20 Minutes 2.45%
		ARC B & C, Greater 20 Minutes 3.70%	ARC B & C, Greater 20 Minutes 4.91%
% of cases in respect of all other emergencies in which attendance is at the scene after 10 minutes but within 20 minutes	ARC Very High Stations 8 to 20 mins (80%) ARC High / Medium Stations 10 to 20 mins (97%)	ARC A, 8 to 20 minutes 43.70%	ARC A, 8 to 20 minutes 40.29%
		ARC B & C, 8 to 20 minutes 33.10%	ARC B & C, 8 to 20 minutes 40.43%
% of cases in respect of all other emergencies in which first attendance is at the scene after 20 minutes	ARC Very High Stations Greater 20 mins (98%) ARC High / Medium Stations Greater 20 mins (95%)	ARC A, Greater 20 Minutes 3.90%	ARC A, Greater 20 Minutes 4.91%
		ARC B & C, Greater 20 Minutes 3.80%	ARC B & C, Greater 20 Minutes 5.58%

Fire Services cont.

Service Objectives 2025:

Provide Building Control and Fire Certifications and carry out a range of on-site inspections on commercial and multi-occupancy premises



PERFORMANCE INDICATOR	TARGET 2025	JAN - JUN 2025 PROGRESS	JUL - DEC 2025 PROGRESS	COMMENT / ADDITIONAL INFORMATION
% of applications for fire safety certificates received that were decided within two months of their receipt	35%	35%	36%	
% of applications for fire safety certificates received that were decided with an extended period agreed with the application	45%	35%	16%	
Number of applications processed under the Dangerous Substance legislation		26 applications received	61 applications received	

Service Objectives 2025:

Promote fire safety through education and advice



PERFORMANCE INDICATOR	TARGET 2025	JAN - JUN 2025 PROGRESS	JUL - DEC 2025 PROGRESS	COMMENT / ADDITIONAL INFORMATION
Increase in engagement and safety messaging on DFB social media channels	5%	ongoing	ongoing	

Fire Services cont.

Service Objectives 2025:

Provide support to the 4 Dublin Local Authorities to support the response to emergencies arising in the community and to carry out statutory obligations as laid down by the Department of Defence



PERFORMANCE INDICATOR	TARGET 2025	JAN - JUN 2025 PROGRESS	JUL - DEC 2025 PROGRESS	COMMENT / ADDITIONAL INFORMATION
Provide back-up to the Principal Response Agencies throughout the four Local Authorities	100%	ongoing as requested	ongoing as requested	
Complete and maintain the new VEMS for the management of Civil Defence Volunteers	100%	ongoing as requested	ongoing as requested	

Service Objectives 2025:

Ensure preparedness for a coordinated inter-agency response to major emergencies at local and regional levels in line with the National Major Emergency



PERFORMANCE INDICATOR	TARGET 2025	JAN - JUN 2025 PROGRESS	JUL - DEC 2025 PROGRESS	COMMENT / ADDITIONAL INFORMATION
To provide appropriate staff for the training required to support MEM response	100%	IMO and OSCC courses for Q1 outstanding, awaiting courses in Q3	Awaiting Inter Agency Courses to be run by ERWG	
Hold 2 Inter-Agency Major Emergency Exercises	100%	Inter- Agency exercise scheduled for Q3	2 Severe Weather TableTop exercises delivered and complete	
Maintain compliance with 2015 S.I. 209 COMAH Regulations	100%	100%	100%	4 plans reviewed and updated
Review and test External Emergency Plans	100%	100%	100%	4 plans reviewed and updated
Carry out the designated number of Inter-Agency Seveso/ COMHA Exercise for 5 Upper Tier Sites based on a three-year rotation	100%	2 exercises- 100%	2 exercises- 100%	



Transportation and Public Realm

Transportation and Public Realm

Focus Area: **Mobility and Public Realm**

Goal:

Create and maintain a clean, green, healthy, safe, well-connected city with a vibrant public realm that all can enjoy

Environmental Services

Service Objectives 2025:

Provide recycling facilities across the city and promote awareness raising initiatives at community level and in schools across the City



PERFORMANCE INDICATOR	TARGET 2025	JAN - JUN 2025 PROGRESS	JUL - DEC 2025 PROGRESS	COMMENT / ADDITIONAL INFORMATION
Tonnage of material collected:		Textiles: 254	Textiles: 369	Total for 2025: 623
<ul style="list-style-type: none"> • Textiles • Dry Mix • Glass Tonnage • Recycling materials from civic amenity sites • Community Clean Up Quantities 		Dry Mix: 694	Dry Mix: 748	Total for 2025: 1,442
		Glass tonnage: 4,461	Glass tonnage: 4,343	Total for 2025: 8,804
		Recycling materials from civic amenity sites: 4,907	Recycling materials from civic amenity sites: 6,326	Total for 2025: 11,233
		Community Clean Up Quantities: 1,755	Community Clean Up Quantities: 2,669	Total for 2025: 4,424
Halloween Response Group Chaired		First Meeting will be scheduled for end of August 2025	Halloween Response Plan was completed and implemented	
Number of schools participating in the Green Schools Initiative			260	

Environmental Services cont.

Service Objectives 2025:

Provide recycling facilities across the city and promote awareness raising initiatives at community level and in schools across the city



% of Community clean up bag collections carried out within 3 days of request

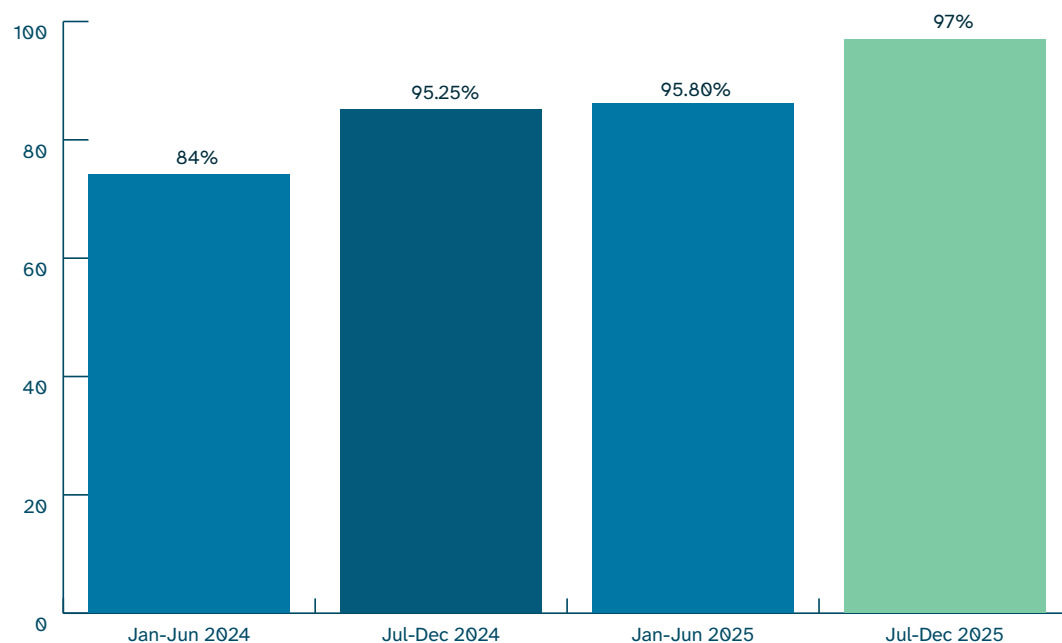


Fig 5.1: % of Community clean up bag collections carried out within 3 days of request

Service Objectives 2025:

Increase participation in local environmental initiatives and campaigns



PERFORMANCE INDICATOR

TARGET 2025

JAN - DEC 2025 PROGRESS

COMMENT / ADDITIONAL INFORMATION

Number of entries in the City Neighbourhood Scheme

355

Number of nominations of the Pride of Place Awards

3

Environmental Services cont.

Service Objectives 2025:

Provide a Street Cleaning Service and inspect and remove abandoned vehicles based on customer service requests

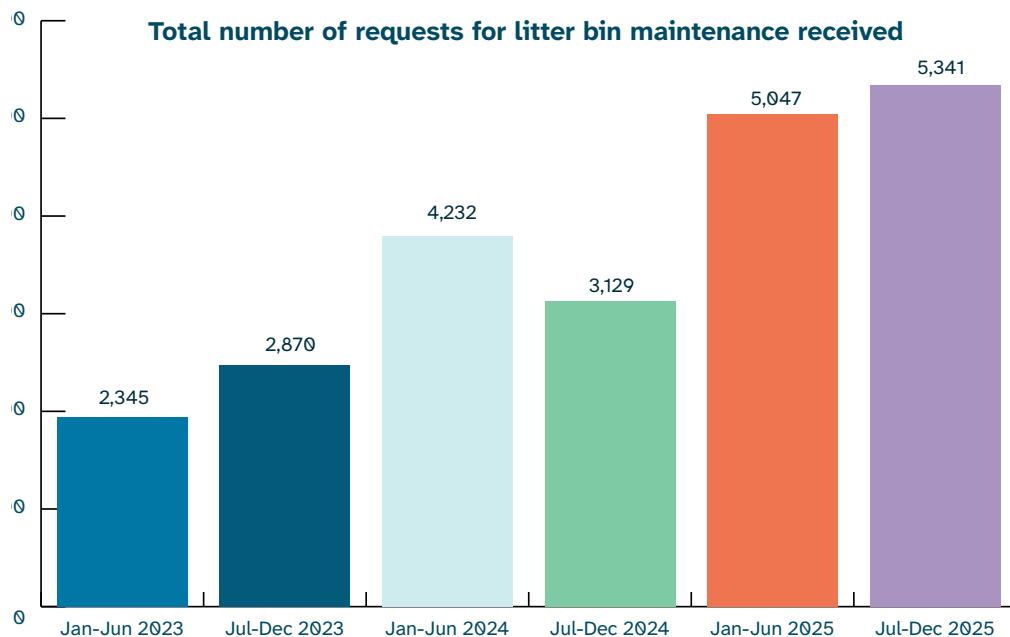


Fig 5.2: Total number of requests for litter bin maintenance received.
Total for 2025: 10,388

PERFORMANCE INDICATOR	JAN - JUN 2025 PROGRESS	JUL - DEC 2025 PROGRESS	COMMENT / ADDITIONAL INFORMATION
% resolved of litter bin maintenance within timeframe (24 hrs)	N/A	N/A	Reporting tool not working
Total number of abandoned vehicle reports received	659	765	Total for 2025: 1,424
% reports determined not to be abandoned vehicles following inspection	95%	53%	
Results of the Waste Management Department's Street Grading Programme	Programme suspended till 2026		

Environmental Services cont.

Service Objectives 2025:

Remove, investigate and carry out enforcement in relation to illegal dumping in accordance with relevant bye-laws and legislation



Number of tonnes of illegally dumped household waste removed by the City Council

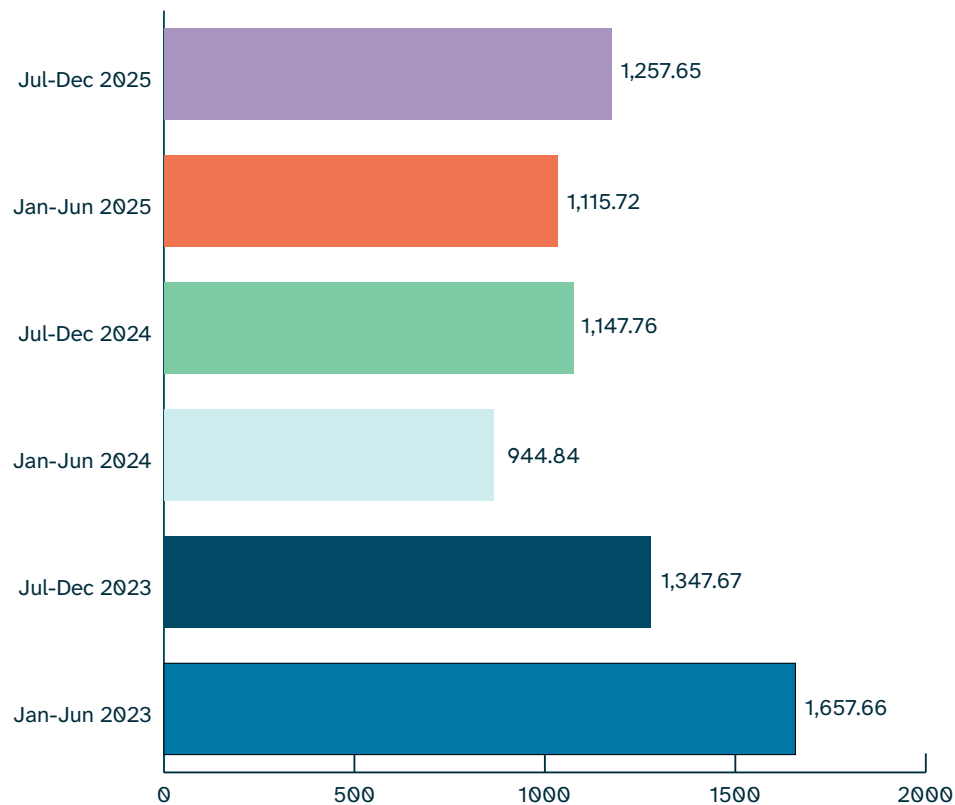


Fig 5.3: Number of tonnes of illegally dumped household waste removed by the City Council
Total for 2025: 2,373.37

Cost of removal of illegally dumped household waste including labour, fleet and disposal

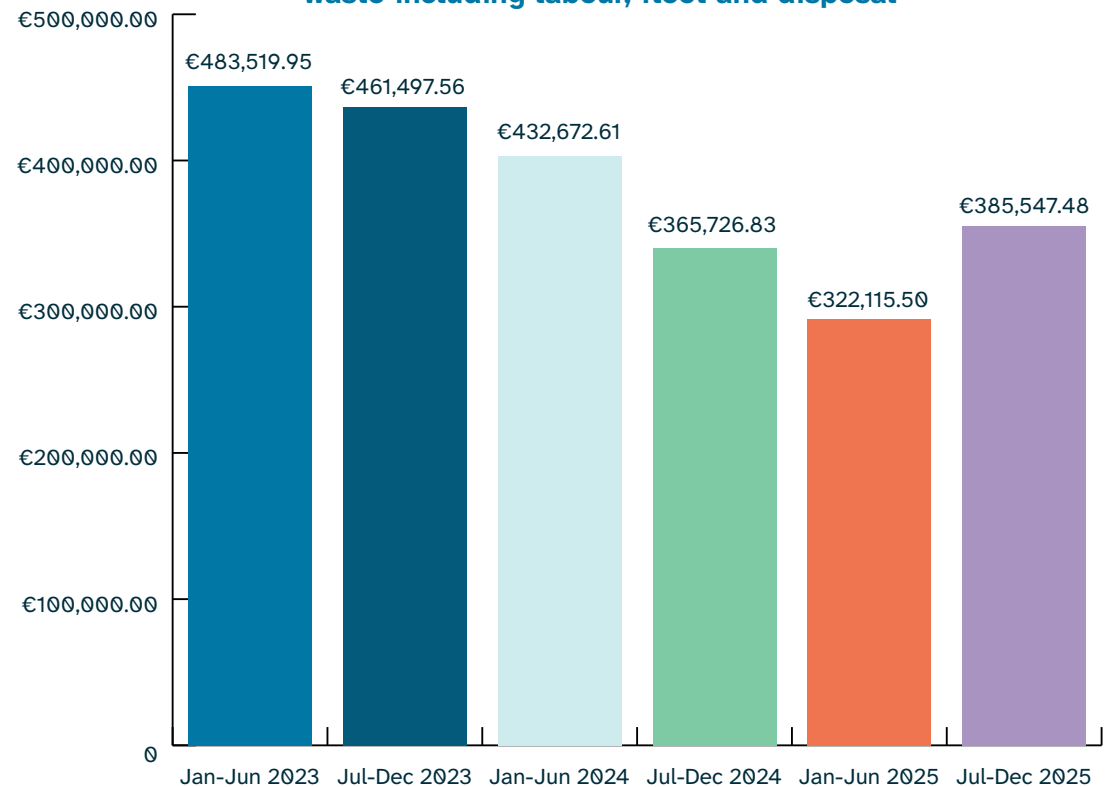


Fig 5.4: Cost of removal of illegally dumped household waste including labour, fleet and disposal
Total for 2025: €707,662.98

Environmental Services cont.

Service Objectives 2025:

Remove, investigate and carry out enforcement in relation to illegal dumping in accordance with relevant bye-laws and legislation

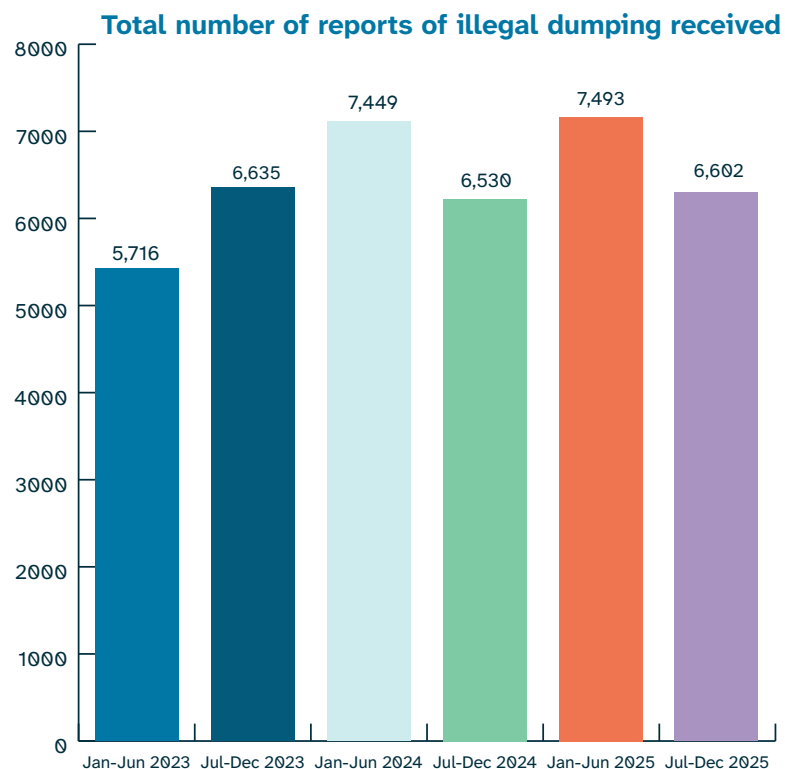


Fig 5.5: Total number of reports of illegal dumping received
Total for 2025: 14,095

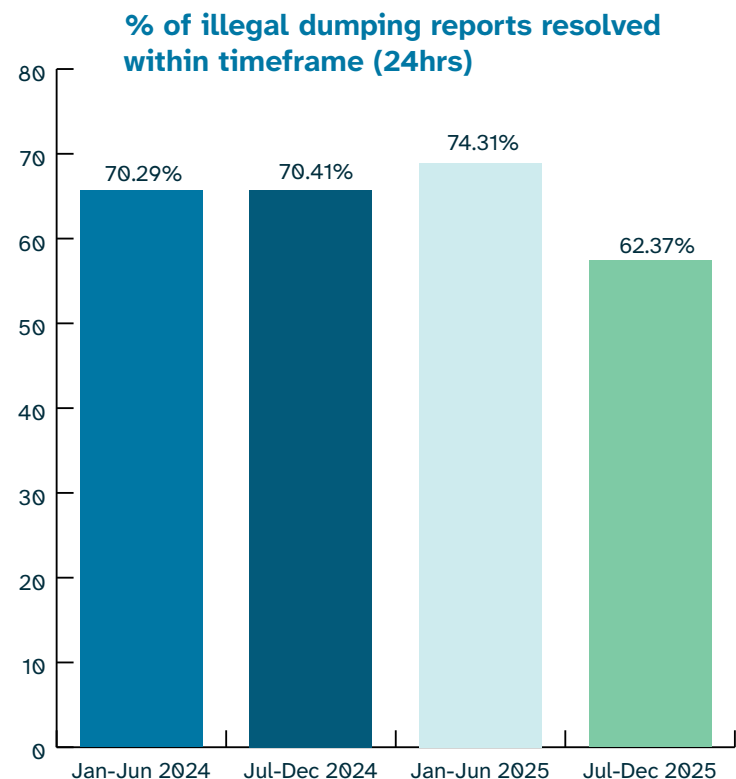


Fig 5.6: % of illegal dumping reports resolved within timeframe (24 hrs)

PERFORMANCE INDICATOR	TARGET 2025	JAN - JUN 2025 PROGRESS	JUL - DEC 2025 PROGRESS	COMMENT / ADDITIONAL INFORMATION
Number of enforcement actions taken		101	699	Total for 2025: 800

Environmental Services cont.

Service Objectives 2025:

Complete a review of the Street Cleansing Service and identify areas for expansion and improvement



PERFORMANCE INDICATOR	TARGET 2025	JAN - DEC 2025 PROGRESS	COMMENT / ADDITIONAL INFORMATION
Complete expansion of City Centre 24-hour cleaning area (Annual)		Expansion now complete and new 24-hour area established and in effect	


Service Objectives 2025:

Monitor and control air, noise and water pollution in accordance with EU Regulations



PERFORMANCE INDICATOR	TARGET 2025	JAN - JUN 2025 PROGRESS	JUL - DEC 2025 PROGRESS	COMMENT / ADDITIONAL INFORMATION
Total number of pollution cases that were the subject of a complaint		363	417	Total for 2025: 780
Total number of pollution cases closed	90% air and noise pollution cases closed annually	426 (72%)	375 (91%)	The percentage closed figure includes carry over complaints for the previous reportable period
Total number of pollution cases on hand		130	420	Total for 2025: 550 Complaint numbers vary depending on seasonal factors. More noise complaints are made in the summer so end of year figures for cases on hand increases towards the end of the year.
% of all air quality monitors which achieve at least a 90% data capture rate	100%	100%	100%	
Upgrade the Dublin City Air and Noise website to include new monitoring locations, ensure data is readily available and inform the public to raise awareness of air and noise pollution issues.		40%	60%	

Environmental Services cont.

Service Objectives 2025:				
Instigate the monitoring and inspection of compliance with waste regulations and take enforcement action under the Waste Management Acts for breaches of compliance				
PERFORMANCE INDICATOR	TARGET 2025	JAN - JUN 2025 PROGRESS	JUL - DEC 2025 PROGRESS	COMMENT / ADDITIONAL INFORMATION
Meet the Inspection targets contained in the Recommended Minimum Criteria for Environmental Inspections (RMCEI) Plan		50%	56%	
Maintain a 'high' level award measurement in the EPA LA Performance Framework	100%	Awarded Strong/ Excellent	EPA Report due Q2 2026	

Service Objectives 2025:				
Promote awareness raising initiatives and undertake high-level waste actions in the areas of prevention, reuse, resource efficiency and recycling				 
PERFORMANCE INDICATOR	TARGET 2025	JAN - DEC 2025 PROGRESS		COMMENT / ADDITIONAL INFORMATION
Number of National Awareness campaigns (Annual)		Annual Report 2024/25 in Q2 2026		
Publication of waste flow report (Annual)		Annual Report 2024/25 in Q2 2026		
% of spend allocation to Historic Landfill Remediation Programme (Annual)	100%	Annual Report 2024/25 in Q2 2026		
Annual Implementation Workplan completed (Annual)		Annual Report 2024/25 in Q2 2026		

Environmental Services cont.

Service Objectives 2025:

Administer and enforce the Waste Shipment Regulation (WSR) through the NTFSO



PERFORMANCE INDICATOR	TARGET 2025	JAN - JUN 2025 PROGRESS	JUL - DEC 2025 PROGRESS	COMMENT / ADDITIONAL INFORMATION
Number of inspections carried out		95	175	
Number of site inspections in the City Council area		8	5	

Service Objectives 2025:

Co-ordinate waste enforcement actions and ensure consistent enforcement of waste legislation and consistent approaches to national waste enforcement priorities



PERFORMANCE INDICATOR	TARGET 2025	JAN - JUN 2025 PROGRESS	JUL - DEC 2025 PROGRESS	COMMENT / ADDITIONAL INFORMATION
Number of site inspections in the Waste Enforcement Regional Lead Authority (WERLA) area		10	42	Total for 2025: 52
Update on 'particular cases' (i.e. cases referred by a local authority to WERLA for action) on hand in the City Council area		None referred by DCC		
Update on 'particular cases' on hand in the WERLA area		None referred		
Update on enforcement actions taken in relation to household waste collection permit holders in the City Council area		No enforcement in DCC		
Update on enforcement actions taken in relation to household waste collection permit holders in the WERLA area		Current enforcement case planned in Louth CC	3	3 current enforcement case planned in Louth CC and South Dublin CC

Traffic

Service Objectives 2025:

Deliver the safe, effective and efficient movement of people and goods in Dublin and ensure that the needs of vulnerable road users are specifically addressed



PERFORMANCE INDICATOR	TARGET 2025	JAN - JUN 2025 PROGRESS	JUL - DEC 2025 PROGRESS	COMMENT / ADDITIONAL INFORMATION
Number of Traffic Advisory Group (TAG) service requests received		1,001	996	Total for 2025: 1,997
% of TAG service requests decided on within 4 months of request (at stage 4/5)	30%	37%	39%	
% Repair of urgent faults at Traffic Signals within 5 hours from receipt of fault	100%	99.85%	99.72%	
% Repair of non-urgent faults within 24 hours	100%	99.81%	99.58%	

Traffic cont.

Service Objectives 2025:

Achieve the City Council's vision for a low-traffic city centre with public transport, walking and cycling being priorities, as set out in the City Centre Transport Plan



**Number of cyclists and pedestrians at count points
(as per cordon count)**

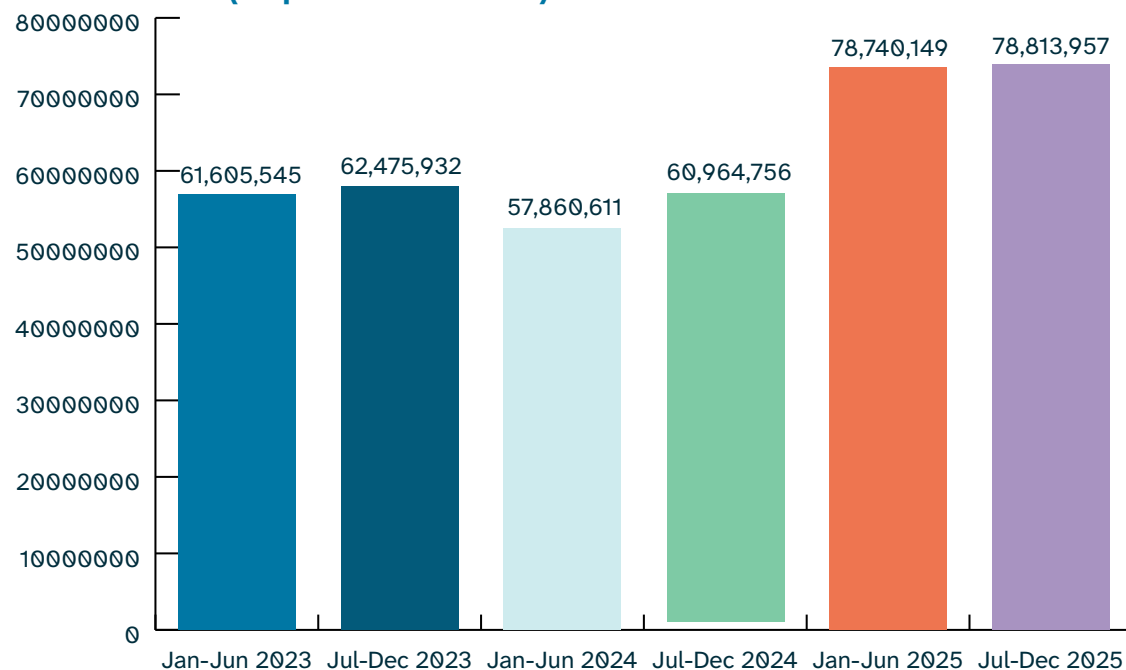


Fig 5.7: Number of cyclists and pedestrians at count points (as per cordon count)

Total for 2025: 157,554,106

PERFORMANCE INDICATOR	TARGET 2025	JAN - JUN 2025 PROGRESS	JUL - DEC 2025 PROGRESS	COMMENT / ADDITIONAL INFORMATION
Public transport passenger numbers (as per cordon count)		Results due end Q1 2026		Public transport passenger numbers (as per cordon count)
City Centre Transport Plan measures implemented	Two additional measures implemented	Westland Row implemented May 2025.	Parliament Street Traffic Free Implemented July 2025	Two City Centre Transport Plan measures implemented

Traffic cont.

Service Objectives 2025:

Reduce congestion and road obstructions and to regulate the number and use of parking spaces available for residential and commercial use



PERFORMANCE INDICATOR	TARGET 2025	JAN - JUN 2025 PROGRESS	JUL - DEC 2025 PROGRESS
% of vehicles deklamped within 1 hour of payment	85%	89%	87.70%
% of vehicles deklamped within 2 hours of payment	100%	100%	99.90%
% of first stage appeals finalised within 21 days	100%	100%	100%
% of first stage appeals refunded because time has elapsed	0%	0%	0%

Service Objectives 2025:

Provide liaison between delivery agencies and the City Council and work together to progress priority public transport projects



PERFORMANCE INDICATOR	JAN - DEC 2025 PROGRESS
Progress on BusConnects, Metrolink, Luas and Dart + projects	<ul style="list-style-type: none"> All 12 Core Bus Corridors have received planning consent. There are judicial reviews in place for 6 schemes; these are: Swords, Blanchardstown, Belfield/Blackrock, Templeogue/Rathfarnham, Kimmage and Bray. Liffey Valley to City Centre and Ballymun to City Centre scheme contracts awarded. Work on the Liffey Valley CBC to start in Q1 2026. Metrolink received planning but was subjected to a judicial review. This has been resolved through mediation - project now moving to tendering. Dart + West and Dart + South West schemes now have a railway order in place. Procurement and design engagement in progress. The Luas extension to Finglas received its planning approval but is now subject to judicial reviews.

Traffic cont.

Service Objectives 2025:

Deliver a new improved HGV Permit System with new language supports and improved reporting



PERFORMANCE INDICATOR	TARGET 2025	JAN - DEC 2025 PROGRESS
% of relevant current active premises registered in new HGV Permit system	100%	100% - There are now 189 registered premises on the new system which are all active
% of 5+ axle HGVs needed for services in the city (Annual)	100%	100%
Progress on the operations of the new HGV Permit system via the improved reporting (Annual)		Complete and now working 100%
Successful communication campaign for continuity of business	Completed	Complete with all necessary businesses signed up to new HGV system

Traffic cont.

Service Objectives 2025:

Operate a citywide service by maintaining approx. 47,000 streetlights throughout the city

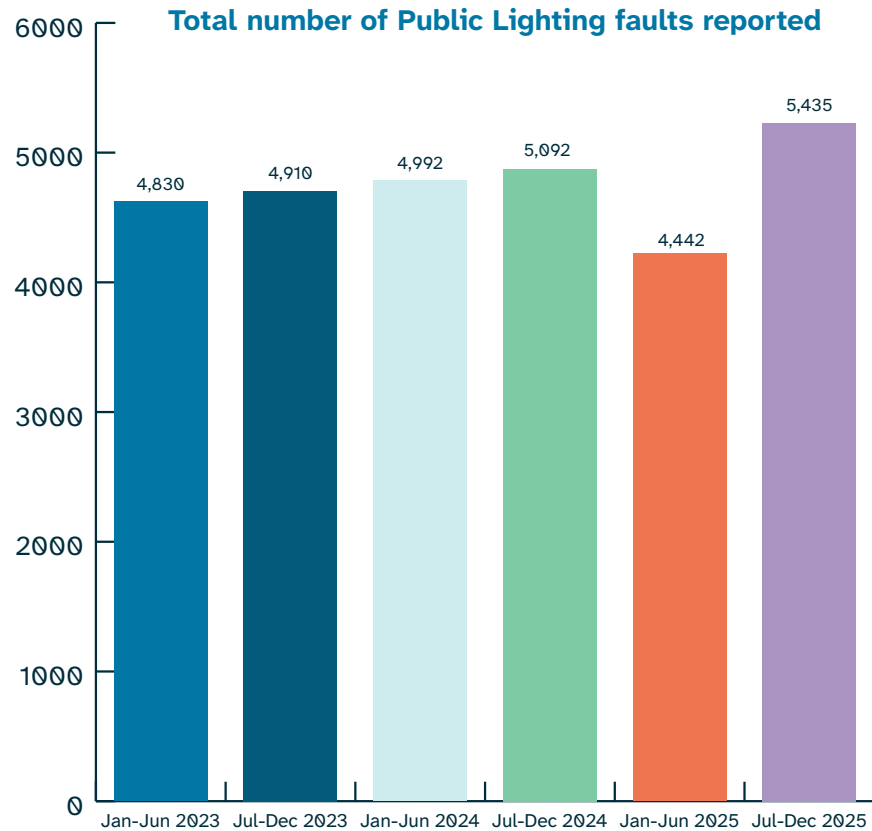


Fig 5.8: Total number of Public Lighting faults reported:
Total for 2025: 9,857

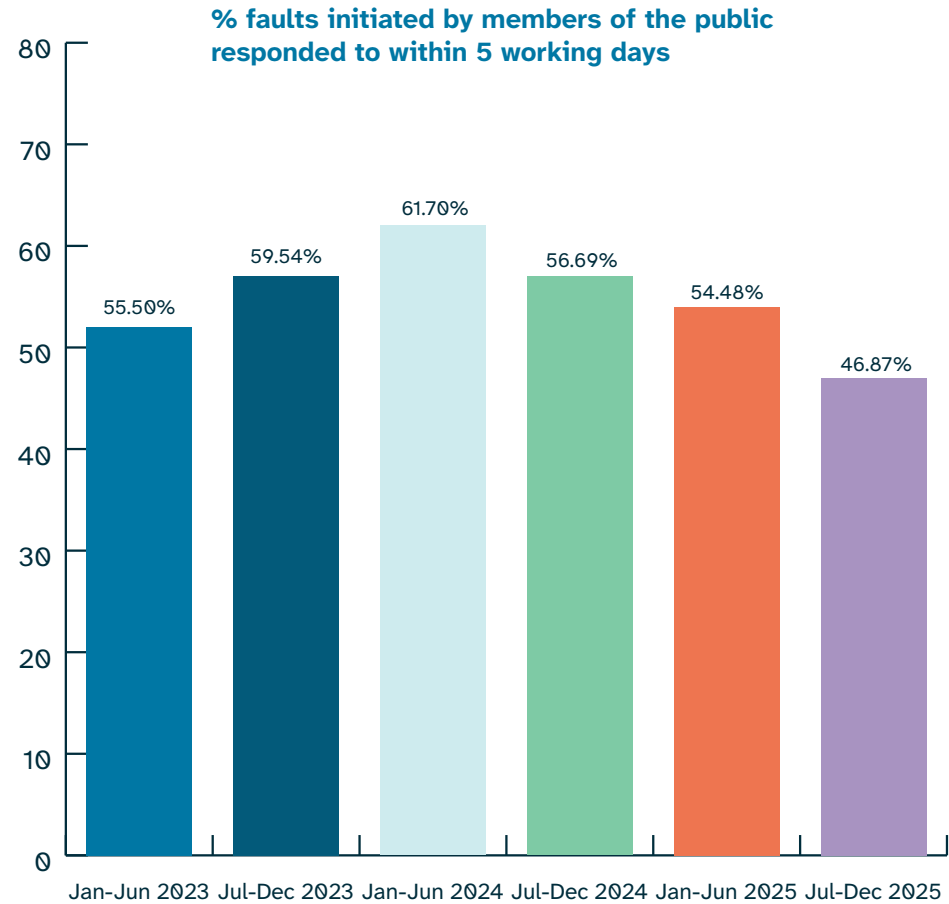


Fig 5.9: % faults initiated by members of the public responded to within 5 working days

Comment/Additional Info: 51.16% over 12 months

Traffic cont.

Service Objectives 2025:

Operate a citywide service by maintaining approx. 47,000 streetlights throughout the city

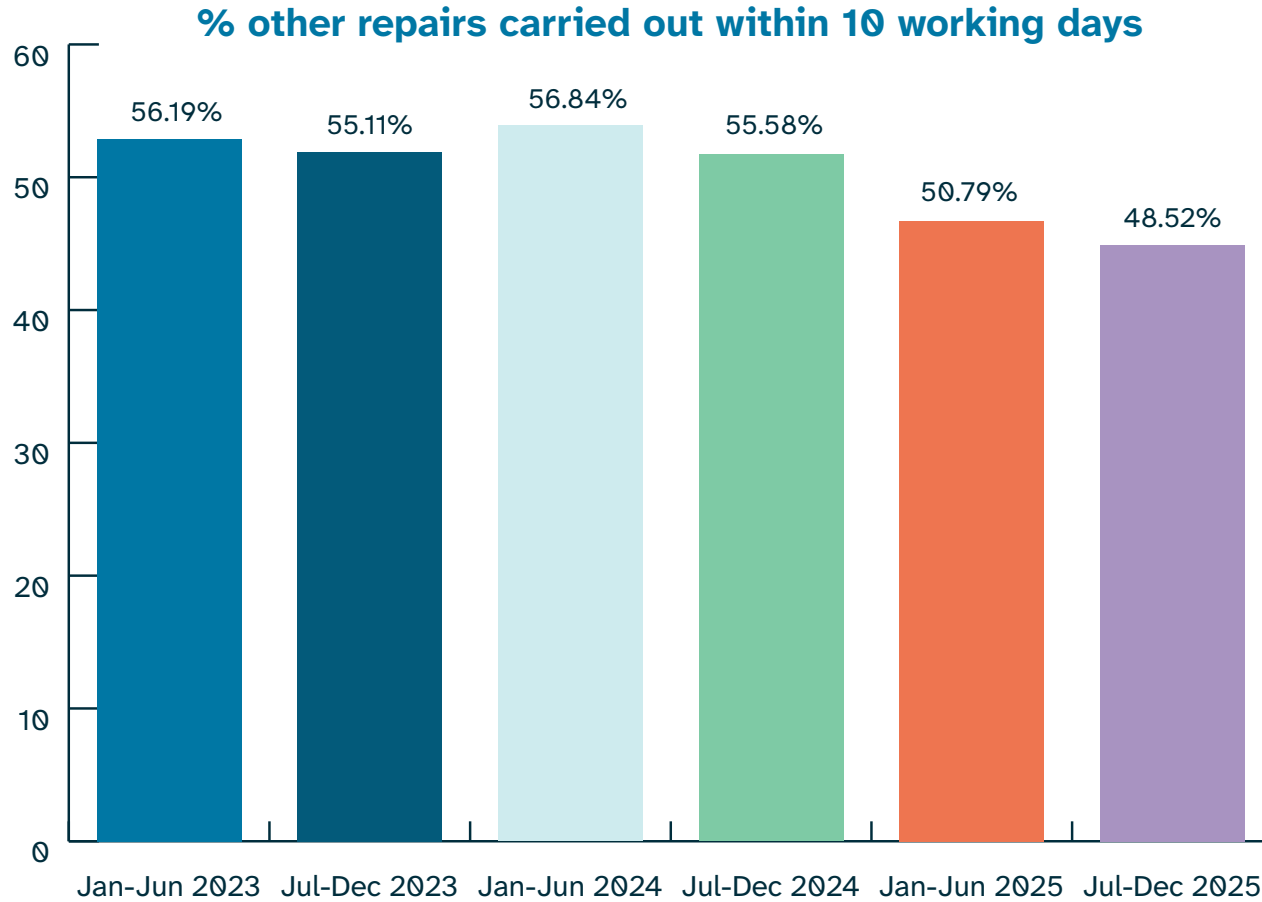


Fig 5.10: % other repairs carried out within 10 working days

Comment/Additional Info: 50.3% over 12 months

Traffic cont.

Service Objectives 2025:

Reduce the Council's carbon footprint and contribute significantly towards the Council's green transition goals by continuing to implement a major Public Lighting LED Upgrade Project



% of total system that LED lights represent

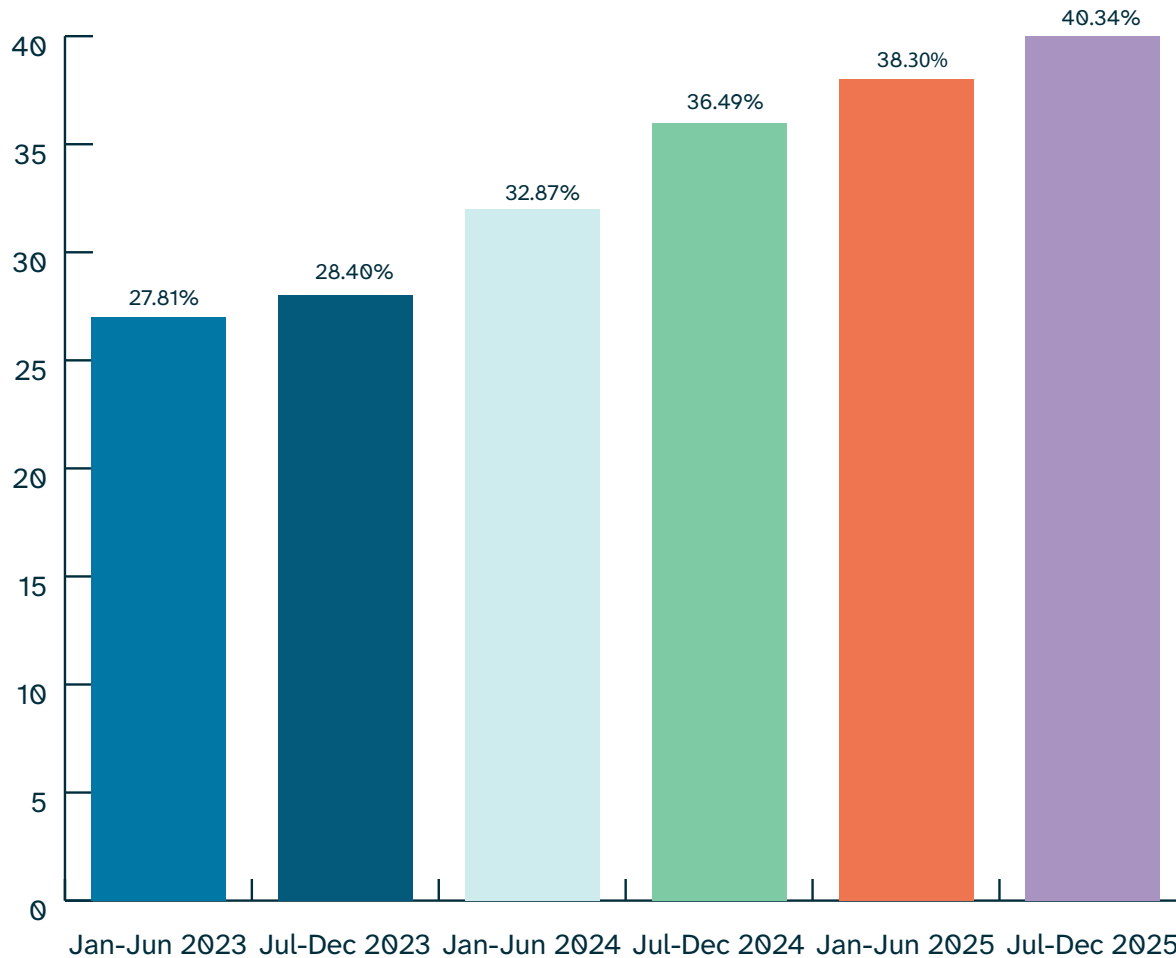


Fig 5.11: % of the total system that LED lights represent 2023-2025

Roads & Public Realm

Service Objectives 2025:

Deliver a planned road maintenance work programme



PERFORMANCE INDICATOR	TARGET 2025	JAN - JUN 2025 PROGRESS	JUL - DEC 2025 PROGRESS	COMMENT / ADDITIONAL INFORMATION
Progress on planned work programme	Investment of €12.5 Million to upgrade c. 13km of carriageways and 32km of footpaths.	30.1%	60%	

Service Objectives 2025:

Maintain and improve public roads and infrastructure and contribute to public realm improvements and ease of movement through the city



PERFORMANCE INDICATOR	TARGET 2025	JAN - JUN 2025 PROGRESS	JUL - DEC 2025 PROGRESS	COMMENT / ADDITIONAL INFORMATION
Total number of service requests recorded		6,111	5,375	Total for 2025: 11,486
Total number of service requests resolved		2,589	2,885	Total for 2025: 5,474
Total number of defects recorded		2,641	2,262	Total for 2025: 4,903
Total number of defects repaired and/or made safe		2,419	1,975	Total for 2025: 4,394
Percentage of Priority 1 service requests (all critical defects) made safe and/or repaired within 24hrs		89.1%	87%	

Roads & Public Realm *cont.*

Service Objectives 2025:

Apply the steps of the Public Sector Duty (PSD) to new or existing strategies, plans and programmes in accordance with Dublin City Councils PSD Implementation Plan



PERFORMANCE INDICATOR	TARGET 2025	JAN - JUN 2025 PROGRESS	JUL - DEC 2025 PROGRESS	COMMENT / ADDITIONAL INFORMATION
Public Realm Master Plan to undergo the Public Sector Duty Address Step			Universal Access- 60%	

The Active Travel Programme Office

Service Objectives 2025:

Improve connectivity and road safety and reduce transport-related carbon emissions by creating a network of walking and cycle infrastructure



PERFORMANCE INDICATOR	TARGET 2025	JAN - JUN 2025 PROGRESS	JUL - DEC 2025 PROGRESS	COMMENT / ADDITIONAL INFORMATION
Cycle tracks - Total km completed		0.9km	3.5km	Total for 2025: 4.4km
Cycle tracks - Total km in construction		2.9km	0.5km	Total for 2025: 3.4km
Cycle tracks - Total km in design			63km	Total for 2025: 63km


The Active Travel Programme Office *cont.*

Service Objectives 2025:

Engage, inform and enable the public to participate and use the Active Travel network



PERFORMANCE INDICATOR	TARGET 2025	JAN - JUN 2025 PROGRESS	JUL - DEC 2025 PROGRESS	COMMENT / ADDITIONAL INFORMATION
Number of public awareness raising activities		35	26	Total for 2025: 61





**Human Resources,
Corporate Services,
Information Technology
and Transformation**

Human Resources, Corporate Services, Information Technology and Transformation

Focus Area: **Our People and Ways of Working**

Goal:

Develop our people, our places and ways of working, our governance framework, and our technology to enable the organisation to be future-fit and deliver excellent, accessible, citizen-focused services

Corporate Services & Transformation

Service Objectives 2025:

Improve the customer experience across the organisation for citizens and businesses to access services

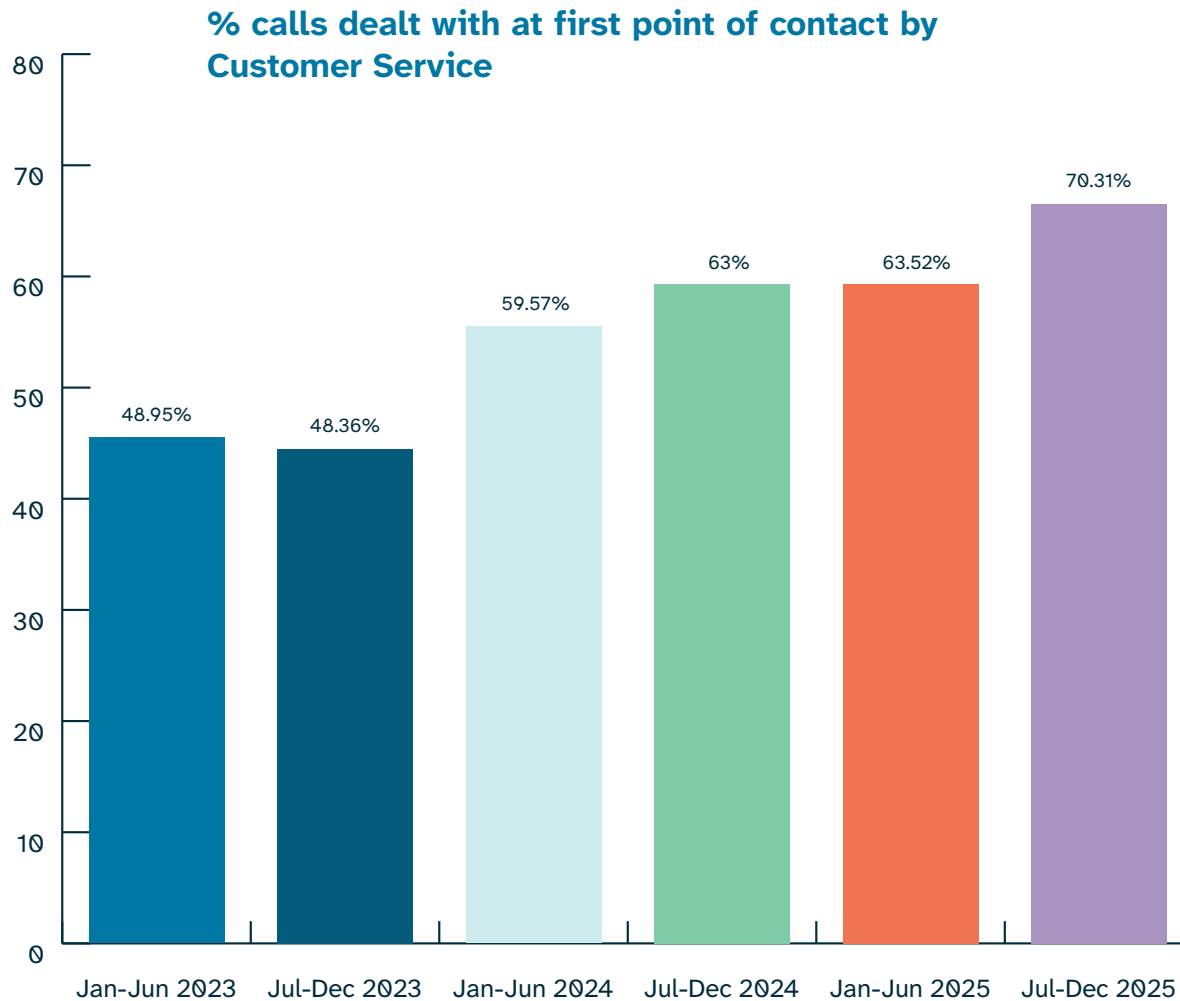


Fig 6.1: % calls dealt with at first point of contact by Customer Services

Corporate Services & Transformation *cont.*

Service Objectives 2025:

Improve communication and engagement internally and externally and promote the work and achievements of the organisation



PERFORMANCE INDICATOR	TARGET 2025	JAN - JUN 2025 PROGRESS	JUL - DEC 2025 PROGRESS	COMMENT / ADDITIONAL INFORMATION
Total number of social media users following City Council corporate social media sites		1,111,571	1,053,073	
% increase in number of social media users following City Council corporate social media sites		93%	-5.20%	Reduction due to statistics not pulling in inactive accounts (not due to pause on X.com)
Total page views of dublincity.ie		7,920,000	2,719,119	Total for 2025: 10,639,119
% increase in the per capita total page views of dublincity.ie		61%	-65.65%	Reduction is largely due to website optimisation and visitors being able to find and access information with less clicks.
Number of users on engage.dublincity.ie- since launch at end of 2024		4,272	167	Total for 2025: 4,439 users
% increase people engaging with engage.dublincity.ie		0%	3.90%	



Service Objectives 2025:

Encourage and promote the use and visibility of the Irish language and proactively work towards improving the organisation's capacity to deliver services as Gaeilge




PERFORMANCE INDICATOR	TARGET 2025	JAN - JUN 2025 PROGRESS	JUL - DEC 2025 PROGRESS	COMMENT / ADDITIONAL INFORMATION
% of advertising placed in the Irish language	Minimum 20%	The following were published through Irish: <ul style="list-style-type: none"> 16% of all statutory adverts 10% of all social media posts 25% of all the campaigns that ran on our Bus Shelter sites 100% of all the campaigns that ran on our Digipanel sites 	The following were published through Irish: <ul style="list-style-type: none"> 43.28% of all statutory adverts 11% of all social media posts 20% of all the campaigns that ran on our Bus Shelter sites 100% of all the campaigns that ran on our Digipanel sites 	




Corporate Services & Transformation *cont.*



Service Objectives 2025: Apply the steps of the Public Sector Duty (PSD) to new or existing strategies, plans and programmes in accordance with DCCs PSD Implementation Plan			 
PERFORMANCE INDICATOR	TARGET 2025	JAN - DEC 2025 PROGRESS	COMMENT / ADDITIONAL INFORMATION
Customer Action Plan 2025-2027 to undergo the PSD address step		<p>PSD process completed and new draft and “At a glance” summary submitted for approval to Executive Manager.</p> <p>Draft completed and awaiting SMT sign off</p>	

Human Resources



Service Objectives 2025: Continue Public Sector Duty implementation across the organisation to ensure human rights and equality are embedded in all departments				 
PERFORMANCE INDICATOR	TARGET 2025	JAN - JUN 2025 PROGRESS	JUL - DEC 2025 PROGRESS	COMMENT / ADDITIONAL INFORMATION
PSD Compliance achieved	100%	<p>100% - “Fully Published” status received from Irish Human Rights and Equality Commission (IHREC). Compliant with Section 42(2) of IHREC Act 2014</p>	<p>Eight Duty commitments completed the Equality and Human Rights Impact Assessment (EHRIA) process. These included:</p> <ul style="list-style-type: none"> • Work without Limits • Customer Action Plan 2025-2027 • Digital Transformation Strategy • Dublin City Night-Time Economy • Dublin City Arts Development Plan • Homeless Action Plan • Libraries Development Plan • Probation Policy Documents. 	<p>Seven Duty commitments were in progress, and Four commitments did not begin the Duty process. These will be carried forward to ASDP 2026</p>

Human Resources cont.



Service Objectives 2025:				  	
Support the organisation in defining the strategic, long-term workforce requirements, structure, skills and capabilities, and strengthen the City Council as an inclusive and diverse place to work					
PERFORMANCE INDICATOR	TARGET 2025	JAN - JUN 2025 PROGRESS	JUL - DEC 2025 PROGRESS	COMMENT / ADDITIONAL INFORMATION	
Employee turnover rate - no. of resignations	Establish 2025 as baseline	106	175	Total for 2025: 281	
Employee turnover rate - no. of retirements	Establish 2025 as baseline	98	137	Total for 2025: 235	
Employee turnover rate - no. of deaths in service	Establish 2025 as baseline	3	2	Total for 2025: 5	
Employee turnover rate - employee count	Establish 2025 as baseline	6,272	6,217		
Employee turnover rate	Establish 2025 as baseline	3.30%	5.05%		
Number of training days provided	Establish 2025 as baseline	1,410	1,326	Total for 2025: 2,736	

Service Objectives 2025:				 	
Provide a safe and healthy work environment by developing the safety, health and wellbeing culture in the City Council					
PERFORMANCE INDICATOR	TARGET 2025	JAN - JUN 2025 PROGRESS	JUL - DEC 2025 PROGRESS	COMMENT / ADDITIONAL INFORMATION	
Number of health and safety training days provided		2,149	1,704	Total for 2025: 3,853	
ISO 45001 transition plan developed		Not developed	Not developed.	Resource issue. Corporate Statement being updated and transition plan will develop from this.	

Human Resources cont.

Service Objectives 2025: Apply the steps of the Public Sector Duty (PSD) to new or existing strategies, plans and programmes in accordance with Dublin City Councils PSD Implementation Plan				 
PERFORMANCE INDICATOR	TARGET 2025	JAN - JUN 2025 PROGRESS	JUL - DEC 2025 PROGRESS	COMMENT / ADDITIONAL INFORMATION
Working without Limits policy to undergo the Public Sector Duty Address Step		Working without Limits policy completed an Equality and Human Rights Impact Assessment	EHRIA Completed	

Information Technology

Service Objectives 2025: Procure, implement and operate progressive technology and ICT systems and to run projects for corporate, departmental and technical business requirements				 
PERFORMANCE INDICATOR	TARGET 2025	JAN - DEC 2025 PROGRESS		COMMENT / ADDITIONAL INFORMATION
Cost of ICT provision per whole time equivalent (Annual)		Figure not available until May 2026		
Compliance with the Public Spending Code achieved as relevant to ICT Department (Annual)		Compliant		
Cost of ICT provision as a % of revenue expenditure (Annual)		Figure not available until May 2026		



Chief Executive's and Law

Chief Executive's and Law

Focus Area: **Democratic Leadership**

Goal:

Support the effective and transparent delivery of democratic and statutory processes through strong governance and decision-making support.

Chief's Executive Department

Service Objectives 2025:

Support the Elected Members to fulfil their role in democratic representation and the exercise of their reserved functions



PERFORMANCE INDICATOR	TARGET 2025	JAN - JUN 2025 PROGRESS	JUL - DEC 2025 PROGRESS	COMMENT / ADDITIONAL INFORMATION
Number of Council and Committee meetings held	52	Jan: 9; Feb: 10; Mar: 8; Apr: 6; May: 9; Jun: 7. Total: 49	Jul: 10; Aug: 0; Sep: 16; Oct: 6; Nov: 15; Dec: 7 Total: 54	Total for 2025: 103
New Councillor Portal implemented		V1 Pilot Central Area Q1 2025. V1 Pilot CE Department Q3. V2 Central Area and CE Q3 Commence Roll Out of V2 to SE, NC, SC and NW Areas Q4. CE accepting Central Area Councillor Questions and Motions for July Council meeting. New Version 2 Portal in construction for release in September 2025	New Version 2 Portal release pending. V1 Pilots for Central Area and CE Office ongoing. New workflow step called recommender developed following staff training and scoping workshops. Testing of new workflow tested by Active Travel. Dual system still in place pending version 2 roll including continued development of system requirements. Expected roll out is Q2 2026	
Ensure regulatory compliance including publication of ethics and donations returns; councillor expenses		Donation Returns 2025 uploaded to the website	Donation Returns 2025 uploaded to the website	

Chief's Executive Department *cont.*

Service Objectives 2025:

Effectively manage the franchise process to support referenda, local and European elections during 2025



PERFORMANCE INDICATOR	TARGET 2025 <i>(where applicable)</i>	JAN - JUN 2025 PROGRESS	JUL - DEC 2025 PROGRESS	COMMENT / ADDITIONAL INFORMATION
Statutory deadlines met		Date for Presidential Election to be confirmed	Presidential Election held 24th October 2025	

Number of electors registered by category

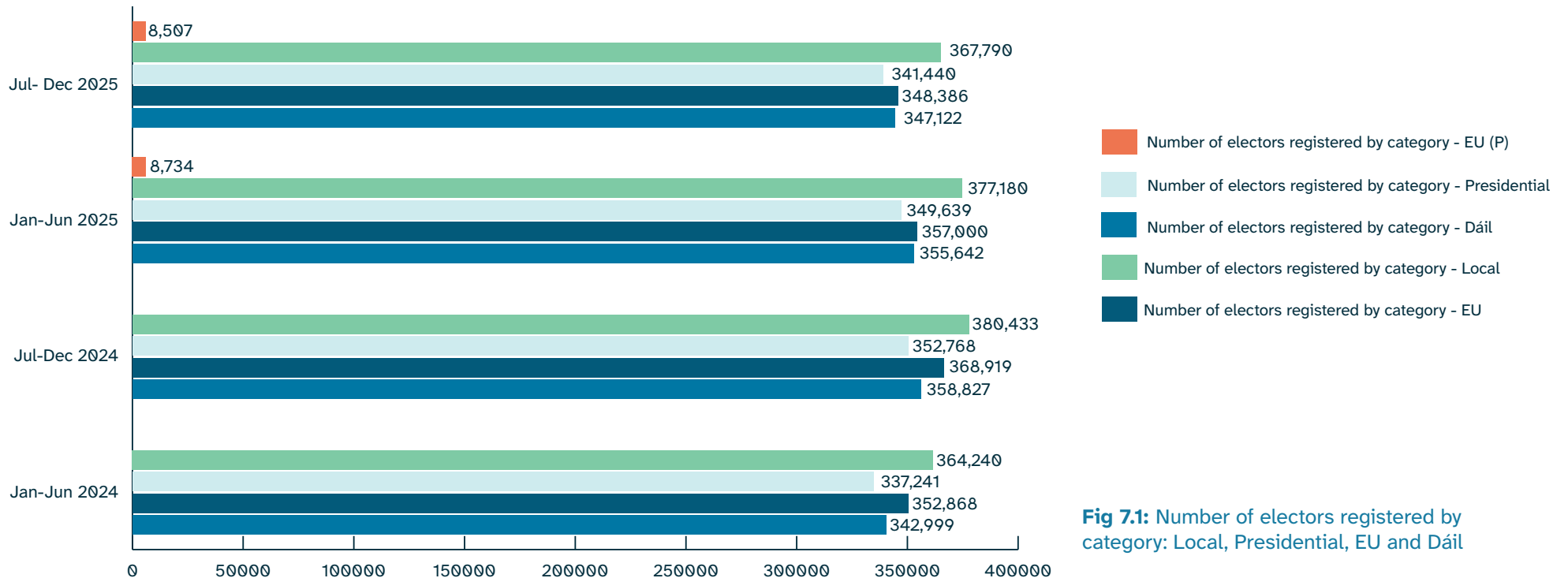


Fig 7.1: Number of electors registered by category: Local, Presidential, EU and Dáil

Chief's Executive Department *cont.*

Service Objectives 2025:

Effectively manage the franchise process to support referenda, local and European elections during 2025



Number of applications processed

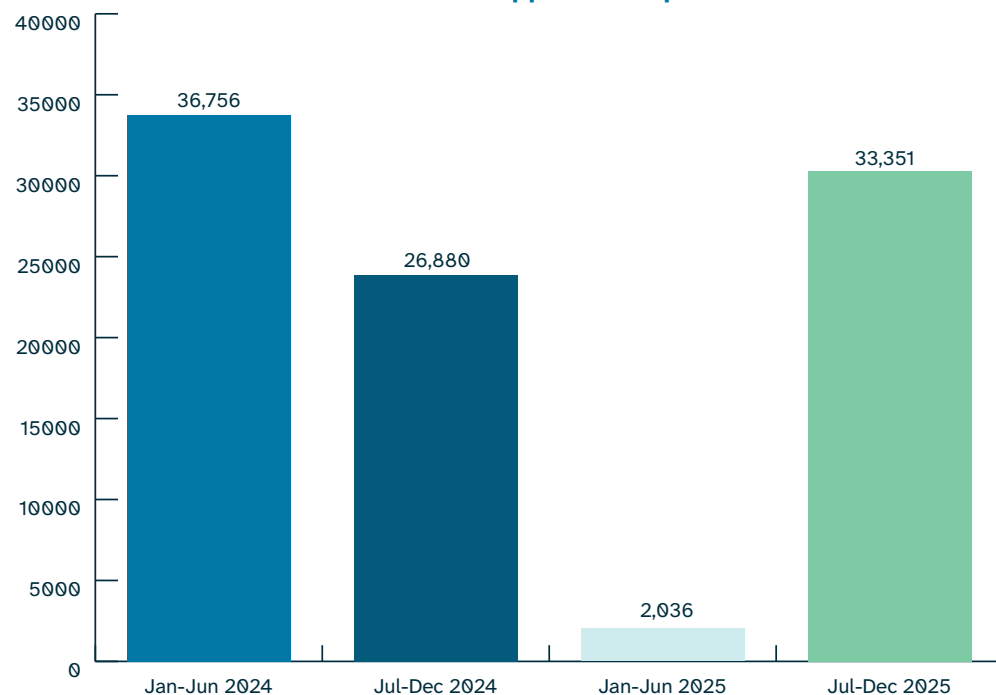





Fig 7.2: Number of applications processed
Total for 2025: 35,387

PERFORMANCE INDICATOR	TARGET 2025	JAN - JUN 2025 PROGRESS	JUL - DEC 2025 PROGRESS	COMMENT / ADDITIONAL INFORMATION
Number of postal and special voters by category (Diplomats, Occupation, Defence Forces, Prisoner, Anonymous, Nursing Home, Gardaí, Disabled)		Diplomats: 188 Occupation: 0 Defence Forces: 553 Prisoner: 78 Anonymous: 6 Nursing Homes: 1,092 Gardaí: 2 Disabled: 98	Diplomats: 222 Occupation: 0 Defence Forces: 527 Prisoner: 86 Anonymous: 7 Nursing Homes: 1,237 Gardaí: 2 Disabled: 123	Total for 2025: Diplomats: 410 Occupation: 0 Defence Forces: 1,080 Prisoner: 164 Anonymous: 13 Nursing Homes: 2,329 Gardaí: 4 Disabled: 221

Chief's Executive Department *cont.*

Service Objectives 2025:				16 PEACE, JUSTICE AND STRONG INSTITUTIONS 
Effectively manage the franchise process to support referenda, local and European elections during 2025				
PERFORMANCE INDICATOR	TARGET 2025	JAN - JUN 2025 PROGRESS	JUL - DEC 2025 PROGRESS	COMMENT / ADDITIONAL INFORMATION
% of dates of birth, PPSN and Eircodes captured		DOB: 90% PPSN: 26% Eircodes: 97%	DOB: 90% PPSN: 25% Eircodes: 97%	
Number of registration drives/ communications initiatives held		1: National Voter Registration Day	Two-day Rose Festival registration drive, Two full days at the Christmas Markets on Henry Street in December	

Service Objectives 2025:				10 REDUCED INEQUALITIES 	16 PEACE, JUSTICE AND STRONG INSTITUTIONS 
Apply the steps of the Public Sector Duty (PSD) to new or existing strategies, plans and programmes in accordance with DCC's PSD Implementation Plan					
PERFORMANCE INDICATOR	TARGET 2025	JAN - DEC 2025 PROGRESS		COMMENT / ADDITIONAL INFORMATION	
Standing Orders for Councillors to undergo the Public Sector Duty Address Step		Following review, new Standing Orders adopted by Councillors on the 9th of June 2025			

Law Department

Service Objectives 2025:

Provide legal advice and services to all departments



PERFORMANCE INDICATOR	TARGET 2025	JAN - JUN 2025 PROGRESS	JUL - DEC 2025 PROGRESS	COMMENT / ADDITIONAL INFORMATION
Legal advice provided as required (Annual)		3,190	2,794	Total for 2025: 5,984

Service Objectives 2025:

Apply the steps of the Public Sector Duty (PSD) to new or existing strategies, plans and programmes in accordance with DCC's PSD Implementation Plan



PERFORMANCE INDICATOR	TARGET 2025	JAN - JUN 2025 PROGRESS	JUL - DEC 2025 PROGRESS	COMMENT / ADDITIONAL INFORMATION
Public information requests process to undergo the PSD Address Step		Meeting with Niall Crowley, advisor in August 2025 to devise next steps	In progress, will be completed in Q1 2026	

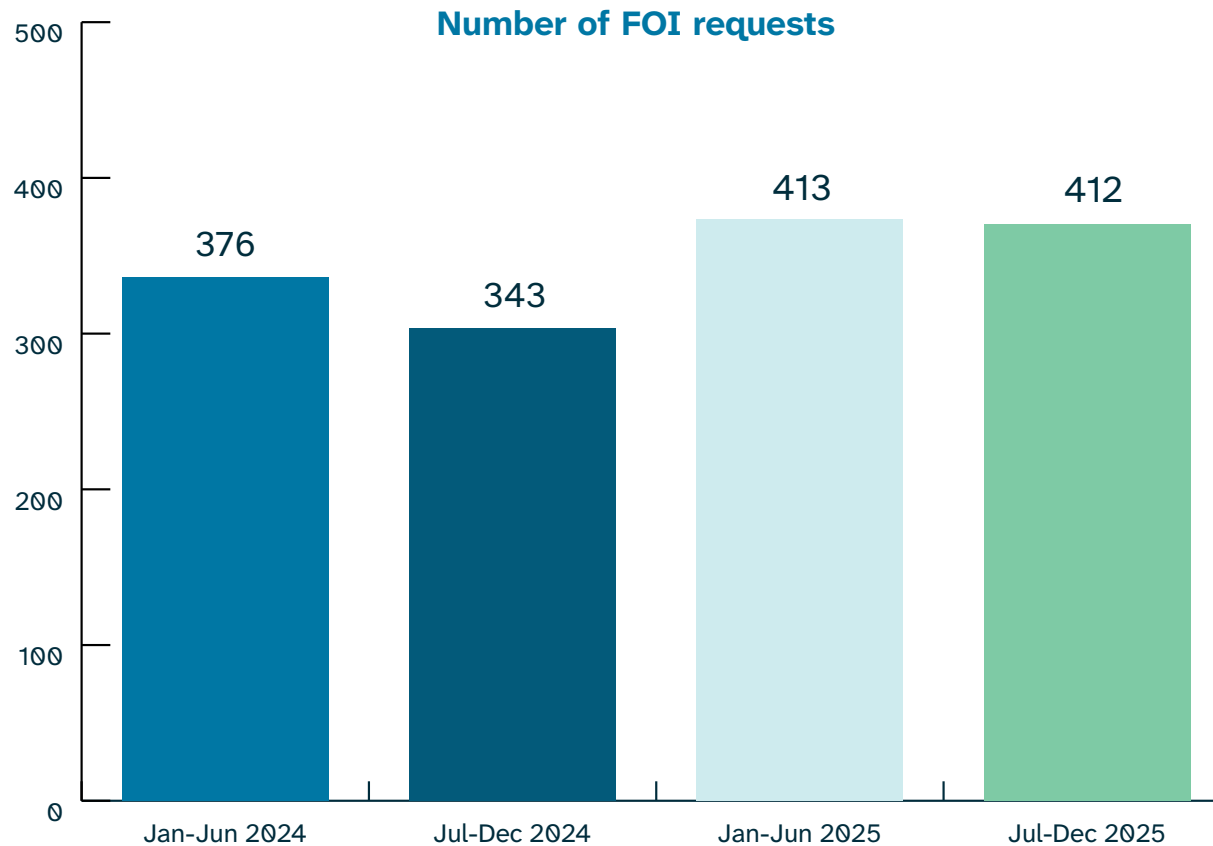
Law Department *cont.*

Service Objectives 2025:


Manage Freedom of Information, Data Protection and access to other information requests



PERFORMANCE INDICATOR	JAN - JUN 2025 PROGRESS	JUL - DEC 2025 PROGRESS	COMMENT / ADDITIONAL INFORMATION
Number of Internal Reviews sought	10	18	Total for 2025: 28
Number of appeals to the Commissioner	4	10	Total for 2025: 14



**Fig 7.3: Number of FOI requests
Total for 2025: 5,984**



Finance

Finance

Focus Area: **Financial Base**

Goal:

Provide the financial base and technology environment that enables the organisation to maintain, grow and improve its services

Finance




Service Objectives 2025:

Provide a sustainable funding base, strong financial governance and accountability and support value-for-money in our operations



PERFORMANCE INDICATOR	TARGET 2025	JAN - DEC 2025 PROGRESS	COMMENT / ADDITIONAL INFORMATION
Monthly Local Fund Statement presented to the City Council (Annual)		Monthly statements were submitted to the council	
Compliance with the Public Spending Code achieved as relevant to Finance Department (Annual)		Compliant	
Statutory Revenue Budget Approved by the Council (Annual)		Y2026 Revenue Budget adopted on Monday 24th November 2025	
Capital Budget noted by the Council (Annual)		Y2025 - Y2027 submitted in February 2025. Capital Programme Y2026 - Y2028 to be presented to council in March 2026	
% of returns submitted to the Department of Housing, Local Government and Heritage (DHLGH) (Annual)		100%- All required returns submitted to the Department of Housing, Local Government and Heritage.	
Annual Financial Statement (AFS) noted by the Council (Annual)		Draft AFS 2024 presented to council in May 2025.	
Overheads as a % of revenue expenditure (NSI M4, reported Annually)		To be finalised in February 2026	

Finance cont.

Service Objectives 2025: Bill and collect rates from commercial customers in an efficient and effective manner			
PERFORMANCE INDICATOR	TARGET 2025	JAN - DEC 2025 PROGRESS	COMMENT / ADDITIONAL INFORMATION
% of commercial rates collected (Annual)		To be finalised in February 2026	
Service Objectives 2025: Provide an efficient and effective Motor Tax service and further grow the number of motor tax transactions processed online			
PERFORMANCE INDICATOR	TARGET 2025	JAN - DEC 2025 PROGRESS	COMMENT / ADDITIONAL INFORMATION
% of transactions conducted through Motor Tax online (Annual)		93.45%	
Service Objectives 2025: Adhere to EU Directives, legislation and government policy when procuring goods and services			
PERFORMANCE INDICATOR	TARGET 2025	JAN - DEC 2025 PROGRESS	COMMENT / ADDITIONAL INFORMATION
Corporate Procurement Plan in place (Annual)		Corporate Procurement Plan drafted and under review by Senior Management	



**Comhairle Cathrach
Bhaile Átha Cliath**
Dublin City Council

Ceannoifig, Oifigí na Cathrach, An Ché Adhmaid,
Bhaile Átha Cliath 8, D08 RF3F, Éire

Head Office, Civic Offices, Wood Quay,
Dublin 8, D08 RF3F, Ireland

 +353 1 222 2222
 info@dublincity.ie
 www.dublincity.ie

Annual Service Delivery Plan 2025 - End of Year Report

This document is available in
large print, high-contrast print
and braille on request.