

Comhairle Cathrach Bhaile Átha Cliath
Buiséad Faofa 2017

Dublin City Council

Adopted Budget 2017



Comhairle Cathrach
Bhaile Átha Cliath
Dublin City Council



To The Lord Mayor and Members of the Dublin City Council

Report of the Chief Executive on the Draft Budget of the Dublin City Council
for the local financial year ending on the 31st December 2017

In accordance with Section 102 of the Local Government Act 2001, the Draft Budget has been prepared by the Chief Executive showing the amounts estimated as necessary to meet the expenses and to provide for the liabilities and requirements of Dublin City Council during the local financial year ending on 31st December 2017. A copy of this Draft Budget in the prescribed form together with explanatory and comparative statements of the figures is enclosed. On the basis of this Draft Budget the amount to be raised by the Annual Rate on Valuation would require a rate of 0.257.

The Draft Budget will be considered by the City Council at the Budget Meeting to be held in The Council Chamber, City Hall, Dublin 2 at **6.15 p.m. on the 14th November 2016**. In compliance with Section 103 of the Local Government Act 2001, the required public notice has been given and a copy of the Draft Budget deposited in the offices of Dublin City Council.

An Information Meeting of the City Council will be held in the Council Chamber, City Hall as follows:

Budget Information Meeting Wednesday 9th November 2016 at 6.00 p.m.

OWEN P. KEEGAN
CHIEF EXECUTIVE

DUBLIN CITY COUNCIL
REVENUE BUDGET 2017

TABLE OF CONTENTS

Chief Executive's Introduction	Page 1
Certificate of Adoption	Page 11
Corporate Policy Group / Group Leaders	Page 12
Table A	Page 13
Table B	Page 14
Table D	Page 17
Table E	Page 18
Graphs	Page 19
Division A – Housing & Building	Page 22
Division B – Road Transport & Safety	Page 29
Division C – Water Services	Page 35
Division D – Development Management	Page 40
Division E – Environmental Services	Page 49
Division F – Culture, Recreation & Amenity	Page 57
Division G – Agriculture, Education, Health & Welfare	Page 66
Division H – Miscellaneous Services	Page 71
Central Management Charge	Page 76
Summary of Local Property Tax Allocation	Page 77



Annual Revenue Budget 2017

Introduction

I am presenting the attached draft Budget for the financial year 2017 to the Elected Members of the City Council in accordance with Section 103 of the Local Government Act 2001, as amended. The construction of this budget has been shaped by service demand pressures, reduced resources and cost increases. This report provides information on the following matters:

1. Outturn 2016 against Adopted Budget 2016 and the key factors which have led to the estimated year-end financial position for 2016.
2. Income Issues:
 1. Local Property Tax
 2. Commercial Rates
 3. NPPR income
 4. Government Grants
 5. Housing related income
 6. Homeless Services
 7. Grant towards the cost of the Landsdowne Road Agreement
 8. Dublin Fire Brigade Emergency Ambulance Service
3. Expenditure Issues
 1. Payroll
 2. Area Committees
 3. Irish Water SLA
 4. Footpath Improvements
 5. Decade of Commemorations
 6. Insurances
 7. Housing Construction Related Recruitment
 8. Other expenditure provisions
4. Adequacy of Funding Base:
 1. Funding Trends
 2. LPT Funding
 3. IW Related Exempted Rates
 4. Losing Rates Income through Revaluation
 5. Reliance on the credit balance as a funding source

1. Outturn 2016 against Adopted Budget 2016

The outturn for 2016 provides for a credit balance of €22.1m notwithstanding certain expenditure increases and income reductions compared with the adopted 2016 Budget. This reflects two dynamics; firstly the actual financial position at year end 2015 improved by an amount of €1.4m compared to what was estimated at the time the 2016 budget was adopted. Secondly, an examination of the estimated 2016 year-end financial outturn of €22.1m indicates that in some instances actual expenditure fell short of budgeted expenditure and in other instances actual

income was higher than budgeted income. Key issues impacting on the credit balance are reduced staff costs; reduced rates bad debt provision, higher than expected income from parking meters, housing rents and from the NPPR charge.

Table 1 below gives details of the key areas contributing to the credit balance

Table 1- Key areas contributing to credit balance

Expenditure		Income	
Payroll	- 11.5	Housing Rents	2.5
Overdraft	- 0.7	NPPR	2.4
Rates BDP	- 5.0	Parking Meters	1.8
Arts Office	1.4	Roadworks Control	0.7
		Entry Year Levy	0.3
	- 15.8		7.7

Note: + expenditure value indicates spend over budget, - expenditure value indicates spend under budget, + income value indicates income over budget, - income value indicates income under budget.

The credit balance from 2016 is a key factor in maintaining service provision in 2017. The absence of the credit balance would mean that expenditure on services would have to be reduced by €22.1m or that additional income would require be generated.

2. Income 2017 against 2016 status

2.1 Local Property Tax

The expected revenue from local property tax in 2017 was dealt with in detail when the LPT rate for the City Council area in 2017 was determined by the Elected Members.

The cumulative impact of the approach taken by the Department in the allocation of LPT receipts to Dublin City Council is that despite an expected increase in LPT receipts of €1.92m, the net LPT allocation available to Dublin City Council is reduced by €160k.

2.2 Commercial Rates

The Valuation Office carried out a review of commercial property valuations in Dublin City and determined revised valuations in the context of trading conditions in April 2011. The revaluation outcome was that 56% of ratepayers have reduced rates liabilities, 41% have increased rates liabilities, with 3% having no change in their commercial rates liability. The revaluation process was intended to be neutral in yield to the local authority (i.e. Dublin City Council should not have benefited from an increased yield nor suffered a reduced yield from commercial rates as a consequence of the revaluation.

However, there is an extensive appeals process for ratepayers who are unhappy with the outcome of the revaluation process. The first stage involves an appeal to the Commissioner of Valuation. The second stage involves an appeal to the Valuation Tribunal - an independent body established to determine such appeals. There is also a further right of appeal to the High Court on a point of law.

The process in relation to the appeals to the Valuation Tribunal is in the final phases. Of 900 appeals, 671 were dealt with by September 2016. It is expected that by year end 2016, 800 appeals will have been heard with the balance due to be heard in 2017. In 2016, the loss of rates income through global revaluations (i.e. €3.2m) was compensated by a *once off* grant from the Department. This loss of €3.2m will impact in 2017.

Table 2 sets out the expected cumulative loss of rates income to Dublin City Council through the revaluation process over the period 2014 to 2017 of €43.2m.

Table 2 – Cumulative loss of Rates Income through revaluation 2014 – 2017 (€m)

Year	VO	VT ¹	VT ²	VT ³	Globals	Total
2014	4.4	2	3	0.6		10
2015	4.4	2	3	0.6		10
2016	4.4	2	3	0.6		10
2017	4.4	2	3	0.6	3.2	13.2
Total	17.6	8	12	2.4	3.2	43.2

VO: Valuation Office

VT¹: Valuation Tribunal - 1st batch of appeals

VT²: Valuation Tribunal - 2nd batch of appeals

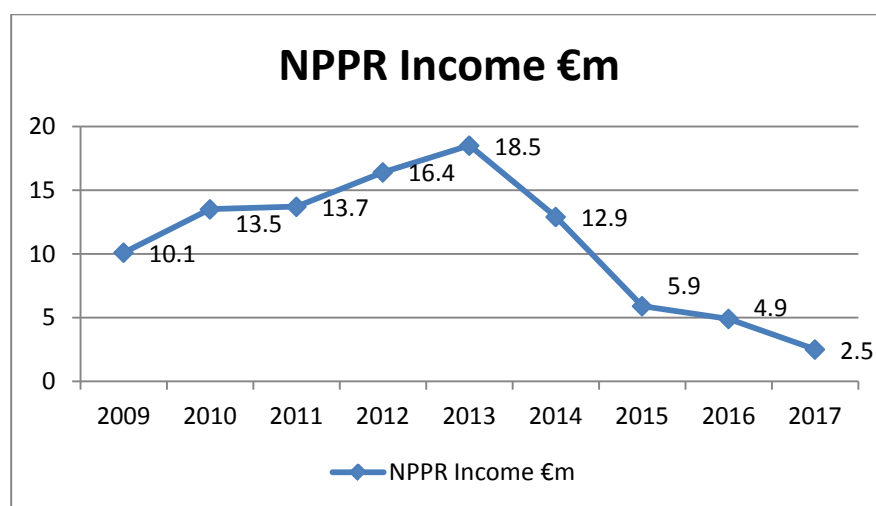
VT³: Valuation Tribunal - 3rd batch of appeals

The Council's ARV has not increased since 2009, having been reduced year on year from 2009 to 2015 and held stable in 2016. In the face of the funding pressures as outlined in this report and the loss of rates income due to revaluation appeals I propose to increase the ARV by a half of one per cent in 2017. For 2017 a rate multiplier of 0.257 is proposed.

2.3 Non-Principal Private Residence Charge (NPPR)

An annual charge of €200 was introduced on non-principal private residences in July 2009. The charge ceased in 2013. Legislation has been enacted providing for local authorities to continue to collect outstanding NPPR charges and arrears from the period 2009 to 2013. The structure of this charge has promoted self-certification with significant penalties for late payment, which has encouraged compliance. 75% of all payments have been made online (www.nppr.ie) thereby reducing the overheads and support costs associated with collection. Funding from this source has been critical to achieving stable financial management in recent years. The graph below sets out the movement in NPPR over 2009 and 2017.

Graph 1: Movement in NPPR 2009 - 2017



2.4 Government Grants

Table 3 below shows the movement in the value of Government Grants received in respect of budget 2016, outturn 2016 and budget 2017. The most significant movement relates to grants in respect of Homeless Services.

Table 3 – Grants

Analysis of Government Grants			
Grants by Department	Y2017	Y2016	Y2016R
Department of Housing, Planning, Community & Local Government	187,372,039	146,883,176	166,214,255
Social Protection	3,791,045	2,095,676	1,600,584
Transport Infrastructure Ireland	2,131,000	2,101,000	2,076,000
Children & Youth Affairs	1,546,438	1,441,328	1,546,438
Enterprise Ireland	1,457,997	1,485,848	1,597,570
Health	731,905	681,891	730,431
Defence	385,000	385,000	385,000
Transport, Tourism & Sport	383,820	339,500	432,507
Other Departments	367,400	468,163	1,011,855
National Transport Authority	240,960	0	245,260
Justice & Equality	156,309	162,641	248,188
Agriculture, Food & The Marine	150,000	150,000	150,000
Education & Skills	144,100	144,100	144,100
	198,858,013	156,338,323	176,382,188

2.5 Housing Related Income

Dublin City Council has approximately 19,000 rented housing units with boilers. Tenants of these housing units are charged €3 per week in relation to the boiler. This provides almost €3m annual funding, allowing for servicing 14,400 boilers, attending to 7,300 boiler breakdowns, installing 90 new boilers and completing 510 scheduled repairs. The funding generated by the current central heating charge is not sufficient to fund boiler replacement on the required 10 to 12 year cycle. Dublin City Council has a clear health and safety obligation to its tenants to ensure that the boiler in every housing unit is replaced within a reasonable cycle. There are clear benefits to our tenants from the replacement of old boilers with modern boilers in particular decreased household energy costs. It is proposed that the increased boiler charge would apply from 1st March 2017.

Moving to an appropriate boiler replacement cycle will require additional funding. To move to a twelve year cycle would require a €3 additional charge, which is an increase in the current charge from €3 to €6, per week. I am mindful of the impact this increase on households and propose that the increased costs of these measures would be limited to an additional €2 per week, bringing the weekly charge to €5 per week. My objective is to move to a yearly service and a reasonable boiler replacement cycle of between 10 and 12 years, as soon as is practicable.

Income from housing rents increased in 2016 and is anticipated to do so again in 2017 due to buoyancy in reported tenant income. Housing services face cost pressures arising from the increased service charges, increased value of claims, insurance charges and higher plant and equipment maintenance costs. Overall expenditure increased in the outturn for 2016 against the Budget provision and will increase again in 2017, albeit by a lesser amount.

2.6 Homeless Services

The numbers of persons presenting as homeless increased again in 2016. The costs of service provision for homeless persons increased in line with demand. Trends in demand for homeless related services have been well documented and debated over 2016 and previous years. The Minister for Housing, Planning, Community & Local Government published the Action Plan for Housing and Homelessness: Rebuilding Ireland which is built on 5 key pillars, one of which is to address homelessness. The Minister's commitment to tackling homelessness and to Dublin City Council's services for those presenting as homeless is evident. I am confident that the Minister will fund the additional costs incurred by Dublin City Council for the provision of homeless related services due to increased presentation in 2016 and again in 2017, notwithstanding that written confirmation of financing has not yet been received.

Table 4 sets out detail of the costs of provision of homeless services in 2016 and 2017.

Table 4 - Analysis of Homeless Expenditure - 2016

Analysis of Homeless Expenditure						
	Y2017	%	Y2016	%	Y2016R	%
		<i>% Share</i>		<i>% Share</i>	<i>Budget</i>	<i>% Share</i>
Expenditure	119,184,401		91,326,646		103,162,545	
Income						
DoHPC&LG	94,890,087	79.6%	66,760,712	73.1%	78,643,057	76.2%
Dublin LA's	6,020,000	5.1%	6,048,619	6.6%	6,020,000	5.8%
HSE	577,953	0.5%	577,940	0.6%	577,953	0.6%
Miscellaneous	629,444	0.5%	583,929	0.6%	618,277	0.6%
Total	102,117,484	85.7%	73,971,200	81.0%	85,859,287	83.2%
DCC Contribution	17,066,917	14.3%	17,355,446	19.0%	17,303,258	16.8%
Total Funding	119,184,401	100.0%	91,326,646	100.0%	103,162,545	100.0%

In preparing the draft Budget, I have assumed funding of €78.6m in 2016 and of €94.9m in 2017, from the Department of Housing, Planning, Community and Local Government in respect of the estimated incurred costs of homeless services.

2.7 Grant towards the Cost of the Landsdowne Road Agreement

The Government has provided compensation in relation to increased payroll costs arising from the implementation of the Landsdowne Road / Haddington Road agreements. In mid July, the Department sought pay information on the value of increases, applied to the payroll base at 31st December 2015. (See Table 5) Additional costs of €1.5m apply in 2016, €4.8m in 2017 (of which €3.3m is new) and €10.3m in 2018 (of which €5.5m is new). These cost estimates are made using actual expenditure in 2015.

Table 5 – Payroll Compensation (July 2016)

	2016	2017	2018
Increases in Rates of Pay	668,308	3,228,714	8,155,783
Pension Reduction Reversal	872,615	1,564,087	2,184,001
Total	1,540,923	4,792,801	10,339,784
Y2017 Increase		3,251,878	
Y2018 Increase			5,546,983

Dublin City Council has been advised that a grant of €2.6m will be made in respect of compensation for implementation costs. (See Table 6) The value of the grant made is markedly lower than was expected as the grant has been calculated based on projected increased costs in 2017 only, from a 2015 base. The grant does not include provision for increased costs Dublin City Council has already incurred in 2016.

Table 6 – Payroll Compensation (October 2016)

	2017
Increases in Rates of Pay	2,177,561
Pension Reduction Reversal	711,030
Total	2,888,591
Compensation @ 90%	2,600,000

Note: This is information calculated by using the 2016R budget and comparing to 2017 budget. Grant is based on actual increased costs in 2017 only.

2.8 DFB Emergency Ambulance Service

The HSE currently pays the City Council €9.18m per annum in respect of the cost of providing the DFB emergency ambulance service. The Brady/Flaherty report on the DFB emergency ambulance service is expected to be published shortly. I am confident that this report will confirm the inadequacy of the current recoupment by the HSE. On this basis I have provided for additional income of €4m in 2017 from the HSE towards the cost of the service.

3. Expenditure

3.1 Payroll

In 2016 a saving of €13.7m was made on payroll costs, that is salaries and wages, compared to the 2016 Budget provision. In total, savings of €11.5m were secured, net of increases in pension related costs. These savings were achieved through controls on overtime and recruitment. Payroll costs are estimated to increase by €9.7m on the 2016 budgeted value, principally due to increased pension costs and increased costs of recruitment relating to architects and planners. Table 7 sets out trends in payroll spend from 2009 to 2017. It is worth noting that budgeted payroll costs (including pensions and gratuities) in 2017 represent 91% of payroll costs incurred in 2009.

Table 7 - Payroll Expenditure 2009 – 2017

Payroll Element	2009 Outturn	2015 Outturn	2016 Outturn	2017 Budget	2015 as % of 2009	2016 as % of 2009	2017 as % of 2009
	€m	€m	€m	€m	%	%	%
Wages	193.7	158.3	157.8	162.6	81.7	81.5	83.9
Salaries	150.9	125.2	125.6	138.8	83.0	83.2	92.0
Pensions	65.4	76.0	80.3	84.0	116.2	122.8	128.4
Gratuities	24.1	10.8	11.2	10.7	44.8	46.5	44.4
Total	434.1	370.3	374.9	396.1	85.3	86.4	91.2

Table 8 provides details of the movement in key payroll elements over 2016 and 2017.

Table 8 – Payroll Elements

Payroll Elements	Budget 2017	Budget 2016	Budget 2016R
	€m	€m	€m
Wages	162.6	161.3	157.8
Salaries	138.8	135.8	125.6
Pensions	84.0	79.2	80.3
Gratuities	10.7	10.1	11.2
Total	396.1	386.4	374.9

3.2 Area Committees

The value of the Area Committee structure is immense, in targeting resources to initiatives that bring considerable local community and business benefits. In 2015 €1.4m was provided across all five Area Committees as discretionary funding to be allocated in an open and transparent process locally. In 2016 this was increased to €4.6m. In 2017, I am proposing to provide €5m (i.e. €1m in each area), to be allocated by the Area Elected Members through the Area Committee structures to services that bring most local benefit.

3.3 Irish Water SLA

The draft Budget has been prepared on the basis that the full cost of water services provided by the City Council to Irish Water will be recouped. An Annual Service Plan for 2017 is currently being negotiated with Irish Water.

3.4 Footpath & Carriageway Improvements

The cost of claims awarded against Dublin City Council is rising year on year, impacting significantly on the Roads budget. There is a chronic need for investment in footpaths and carriageways.

In 2015 & 2016 a combined budget (Rev & Cap) of €6.3m was provided to fund footpath & carriageway improvements. I propose that in 2017 this be increased by €1.1m. This will bring the combined budget to €7.4m for 2017. This funding will be allocated on an Area basis. Table 9 below analyses the budget between its revenue and capital elements

Table 9 – Analysis of Footpath & Carriageways budgets

Year	Revenue	Capital	Total
2015	3,792,785	2,541,746	6,334,531
2016	4,801,234	1,484,855	6,286,089
2017	5,175,305	2,204,855	7,380,160

3.5 Decade of Commemorations

To commemorate the 1916 rising, funding of €200k was provided in 2015, increasing to €730k in 2016. In recognition of the decade of commemorations, I propose in this draft 2017 Budget to provide €480k to mark events during this important historical period.

3.6 Insurances

Dublin City Council has for some time 'self insured' with regard to major risk areas (e.g. public liability, employer liability, property, professional indemnity) with insurance cover only being purchased in respect of individual claims above a certain level. I have undertaken a review of our current insurance arrangements. On the basis of this review, consideration is being given to a move to purchase 'ground up' insurance cover across all risk areas. This means that Dublin City Council will move from a basis of low premiums, high excesses and high pay out values to significantly higher premiums, low or zero excesses and low to nil pay out values. This transition from one arrangement to another will be effected smoothly. I have provided for a transfer from revenue to capital of €1m in 2016 and 2017 to support the transition. This funding will be reviewed over the coming years to assess future requirements.

3.7 Housing Construction related Recruitment

The deficit in housing supply against rising housing demand is the key issue facing our City. Minister Coveney has launched his programme which has placed housing related issues firmly at the heart of the Government's agenda. Dublin City Council is committed to increasing housing supply in the City and especially social housing supply. To this end, I have provided for a significant recruitment programme of architects and planners, primarily to support the housing construction programme.

3.8 Other Expenditure

During 2016, Dublin City Council has closely managed its resource base through the review of work practices and prudent expenditure controls. This financial management has provided a basis for the Council to limit the impact of reduced resources on services to the relatively low level that has occurred. The review of work practices is critical to continuing to make changes in how we work now and in the future.

Table 10 – Expenditure Review

Y2017 Expenditure Review			
Division	Y2017	Y2016	Variance
Housing & Building	323.1	276.3	46.8
Road Transportation & Safety	95.0	86.1	8.9
Water Services	61.9	63.3	- 1.4
Development Management	46.9	43.5	3.4
Environmental Services	184.7	179.9	4.8
Culture, Recreation & Amenity	86.8	82.8	4.0
Agriculture, Education, Health & Welfare	2.7	2.8	- 0.1
Miscellaneous Services	61.4	68.7	- 7.3
Total	862.5	803.4	59.1

Table 10 above illustrates that there is an expenditure increase of €59.1m when comparing 2017 service costs to 2016 service costs. The bulk of this increase is in the Housing area. While this Budget provides for the continuation of current services, it has not been possible to allocate additional funding to expand existing services or commence new initiatives, except in the case of homeless services and other limited instances.

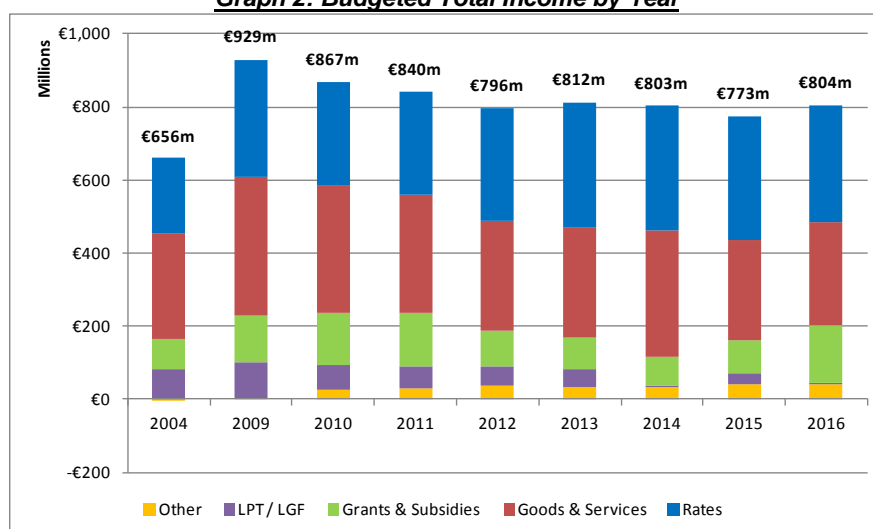
In 2015, funding of €500k was provided to support Dublin City Council's bid for the designation of European Capital of Culture 2020; in 2016 that provision was doubled to €1m. Notwithstanding that the bid was unsuccessful, the value of resourcing the City's cultural activity is recognised and a budget of €750k is provided for bid legacy programmes in 2017. Finally, changes in the operation of the Motor Tax service have yielded savings of €400k in 2016. Since 2008, the cost of operations of the Motor Tax service has decreased by €9.4m from €14.1m to €4.7m. These savings have funded service developments in other areas.

4. Adequacy of Funding Base

4.1 Funding Trends

The Dublin economy continues to strengthen and while recovery is not widespread or uniform, the trading improvement is welcome. As the economy expands, expectations of local authority service delivery also grow, from communities and businesses alike. The funding of local government services occurs through a range of sources – specific government grants, commercial rates, income from services, the general purpose allocation (Local Government Fund allocation). All sources of funding are important, however, commercial rates are especially important. The buoyancy of commercial activity in Dublin City is crucial to the City's economic prospects. Commercial activity must function with a cost base that reflects relevant inputs and no more.

Graph 2: Budgeted Total Income by Year



Dublin City Council services support commercial activity and so it is appropriate that commercial entities makes a contribution for their trading environment. This contribution must be appropriate and not at a level which dampens trade and removes potential for growth. (See Table 11 below).

Table 11 - Rate Bands

CHARGE 2016	No Of Accounts	Cumulative total	% per band	Cumulative Total	Total debit per band	% of Debit	Cumulative Total
€1 - €999	2138	2138	10.37%	10.37%	€ 1,313,936.64	0.41%	0.41%
€1,000 - €3,000	6049	8187	29.34%	39.71%	€ 11,736,499.13	3.62%	4.03%
€3,000 - €5,000	3701	11888	17.95%	57.67%	€ 14,410,633.28	4.45%	8.47%
€5,000 - €10,000	3914	15802	18.99%	76.65%	€ 27,502,690.99	8.48%	16.96%
€10,000 - €25,000	2789	18591	13.53%	90.18%	€ 42,862,005.81	13.22%	30.18%
€25,000 - €50,000	1054	19645	5.11%	95.29%	€ 36,818,407.55	11.36%	41.54%
€50,000 - €75,000	363	20008	1.76%	97.06%	€ 21,668,868.61	6.68%	48.22%
€75,000 - €100,000	176	20184	0.85%	97.91%	€ 15,092,070.40	4.66%	52.88%
€100,000 - €500,000	376	20560	1.82%	99.73%	€ 73,132,272.61	22.56%	75.44%
€500,000 -	55	20615	0.27%	100.00%	€ 79,611,863.81	24.56%	100.00%
TOTAL	20615		100.00%		€ 324,149,248.83	100.00%	

4.2 LPT Funding

The introduction of the LPT is broadly understood has been a 'new' funding source for local government. However, LPT income has in the main substituted funding that was previously allocated by Government with funding paid by householders through the LPT. In addition, €48m of LPT paid by households in Dublin City over the period 2015 to 2017 was used to fund local services outside Dublin City in other local authority areas.

The introduction of the LPT has been heralded as the commencement of a stable source of funding for Local Government. Through the manner in which it has been applied it provides marginal additional funding, unrelated and well below the cost of services demanded. See Table 12 below.

Table 12 – LPT Funding Movements

	Budget 2015	Budget 2016	Budget 2017
	€m	€m	€m
LPT Receipts	82,659,298	77,547,442	79,467,549
Equalisation	16,531,859	15,509,488	15,893,510
15% Decrease	12,398,895	11,632,116	11,920,132
Self Funding (Roads & Housing)	46,928,600	43,861,135	28,584,938
Balance	6,799,944	6,800,295	23,068,969
Less LGF/GPG	2,667,330	2,667,330	2,667,330
	4,132,613	4,132,965	20,401,639
Less PRD	-	-	16,428,262
Discretionary Funding	4,132,613	4,132,965	3,973,377
Loss in available funding			159,588

4.3 IW Related Exempted Rates

With the establishment of Irish Water (IW) local authorities are no longer responsible for water and foul drainage related services. Water services assets, previously held by Dublin City Council are being transferred to IW. The Department of Housing, Planning, Community & Local Government has directed that IW will not be liable for rates on the facilities transferred to the company from local authorities that previously had a rates liability. The Department committed to giving a grant to the affected local authorities to the value of lost rates related to these properties in 2015 and 2016. This grant amounts to €13.5m. The Department has given a further commitment to funding the rates income foregone by the exemption of IW related rateable properties in 2017 only. It is important that the Government recognise that it is simply not possible for Dublin City Council's

severely reduced funding base to absorb a loss of funding on this matter and that this funding should be confirmed into the future.

4.4 *Loss of Rates Income through Revaluation*

As referenced earlier, the loss of rates income related to revaluation – as a consequence of Valuation Office appeals, Valuation Tribunal appeals and global revaluations – amounted to €43.2m from 2014 to 2017 inclusive. It is in this context of this loss of rates revenue that I am recommending a 0.5% increase in the Council's ARV in 2017.

4.5 *Reliance on the Credit Balance as a Funding Source*

Dublin City Council has made huge efforts to introduce revised work practices so that services levels would be undiminished notwithstanding severe contractions in the funding base. One aspect of those efforts has been a critical review of the workforce, numbers, skills, competencies etc.

Recruitment has been at historically low levels although this trend has changed somewhat in 2016, resulting in a lower credit balance which supports the 2017 budget. It seems likely to me that recruitment will continue over the coming year. The reliance of a significant credit balance continues to be a major funding risk for City Council which I draw to the attention of the Elected Members.

5. Conclusion

The preparation of this 2017 Budget has involved significant consultation. In this regard I wish to record my appreciation for the work of the Corporate Policy Group. I also wish to thank the members of the Budget Consultative Group chaired by Cllr Ruairí McGinley which met on 4 occasions. I want to acknowledge the commitment of staff and management of all City Council services who, with the support of the elected members, continue to provide services for the citizens of Dublin.

Lastly, I wish to thank Kathy Quinn, Head of Finance, Fintan Moran, Head of Management Accounting, and the staff of the Management Accounting Unit for their work and support in the preparation of this Budget. I recommend this Budget for adoption.

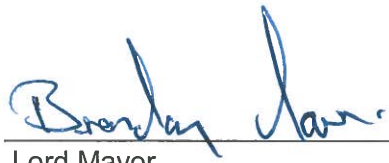
Owen P. Keegan
Chief Executive

14 November 2016

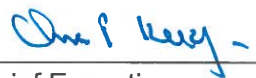
CERTIFICATE OF ADOPTION

I hereby certify that at the budget meeting of Dublin City Council held this 14th day of November, 2016 the Council by Resolution adopted for the financial year ending on the 31st day of December, 2017 the budget set out in Tables A - F and by Resolution determined in accordance with the said budget the Rate set out in Table A to be the annual rate on valuation to be levied for that year for the purposes set out in those Tables.

Signed:


Lord Mayor

Countersigned:


Chief Executive

Dated this 14th day of November, 2016

Corporate Policy Group

Lord Mayor

Councillor Brendan Carr

Councillor Rebecca Moynihan

Councillor Paul McAuliffe

Councillor Naoise Ó Muirí

Councillor Ruairí McGinley

Councillor Daithí Doolan

Councillor Andrew Montague

Councillor Ciarán Cuffe

Group Leaders

Councillor Séamas McGrattan

Councillor Vincent Jackson

Councillor Dermot Lacey

Councillor Ciarán Cuffe

Councillor Éilis Ryan

Councillor John Lyons

Councillor Tom Brabazon

Councillor Ray McAdam

TABLE A - CALCULATION OF ANNUAL RATE ON VALUATION

Summary by Service Division	Summary per Table A 2017					
	Expenditure	Income	Estimated Net Expenditure 2017		Estimated Outturn 2016 Net Expenditure	
	€	€	€	%	€	%
Gross Revenue Expenditure & Income						
Housing & Building	323,030,014	260,360,713	62,669,301	17%	60,761,582	18%
Road Transport & Safety	94,990,657	49,316,495	45,674,162	12%	40,046,981	12%
Water Services	61,746,524	48,469,072	13,277,452	4%	10,595,471	3%
Development Management	47,658,552	17,365,808	30,292,744	8%	26,223,345	8%
Environmental Services	184,522,062	83,502,327	101,019,735	28%	99,934,477	29%
Culture, Recreation & Amenity	86,815,743	13,013,126	73,802,617	20%	71,414,662	21%
Agriculture, Education, Health & Welfare	2,740,540	1,133,912	1,606,628	0%	1,642,089	0%
Miscellaneous Services	61,072,238	23,594,729	37,477,509	10%	35,403,709	10%
	862,576,330	496,756,182	365,820,148	100%	346,022,316	100%
Provision for Debit Balance			0		0	
Adjusted Gross Expenditure & Income (A)	862,576,330	496,756,182	365,820,148		346,022,316	
Financed by Other Income/Credit Balances						
Provision for Credit Balance			22,083,530		28,600,515	
Local Property Tax / General Purpose Grant			23,068,969			
Sub - Total (B)			45,152,499		317,421,801	
Amount of Rates to be Levied C=(A-B)			320,667,649			
Net Effective Valuation (D)			1,242,897,421			
General Annual Rate on Valuation (C/D)			0.258			

Table B - Expenditure & Income for 2017 & Estimated Outturn for 2016

Division & Services		2017				2016			
		Expenditure		Income		Expenditure		Income	
		Adopted by Council	Estimated by Chief Executive	Adopted by Council	Estimated by Chief Executive	Adopted by Council	Estimated Outturn	Adopted by Council	Estimated Outturn
Code		€	€	€	€	€	€	€	€
	Housing & Building								
A01	Maintenance/Improvement of LA Housing Units	66,981,550	66,981,550	1,210,000	1,210,000	64,152,873	65,880,614	3,104,250	3,125,132
A02	Housing Assessment, Allocation & Transfer	5,988,750	5,988,750	515,000	515,000	5,977,836	6,093,762	840,000	577,964
A03	Housing Rent & Tenant Purchase Administration	9,934,935	9,934,935	78,850,000	79,650,000	9,829,470	9,547,219	73,695,000	75,950,000
A04	Housing Community Development Support	21,215,277	21,215,277	329,252	329,252	20,263,956	21,621,627	320,851	1,171,945
A05	Administration of Homeless Service	122,523,293	122,523,293	102,117,484	102,117,484	94,511,517	106,368,396	73,971,200	85,859,287
A06	Support to Housing Capital Programme	28,170,866	28,170,866	17,832,910	17,832,910	24,870,134	23,975,422	16,327,700	14,947,793
A07	RAS Programme	34,056,288	34,056,288	33,095,500	33,095,500	28,950,929	31,833,229	27,224,995	30,945,500
A08	Housing Loans	15,020,291	15,020,291	9,667,857	9,667,857	16,651,765	14,507,371	11,306,523	8,850,395
A09	Housing Grants	9,773,327	9,773,327	5,040,000	5,040,000	9,712,786	9,744,605	4,750,000	5,040,000
A11	Agency & Recoupable Services	0	0	2,383,561	2,383,561	0	0	2,413,855	2,342,647
A12	HAP Programme	9,365,437	9,365,437	9,319,149	9,319,149	1,411,014	2,747,765	1,411,014	2,747,765
	Service Division Total	323,030,014	323,030,014	260,360,713	261,160,713	276,332,280	292,320,010	215,365,388	231,558,428
	Road Transport & Safety								
B03	Regional Road - Maintenance & Improvement	7,680,135	7,680,135	0	0	5,953,467	8,072,461	0	150,000
B04	Local Road - Maintenance & Improvement	28,203,370	28,203,370	6,372,100	6,372,100	29,239,844	26,955,764	6,945,770	7,123,683
B05	Public Lighting	10,014,186	10,014,186	0	0	9,968,993	9,833,769	0	43,685
B06	Traffic Management Improvement	25,917,828	25,917,828	7,091,479	7,091,479	20,086,067	24,582,409	3,557,300	7,792,895
B08	Road Safety Promotion/Education	3,642,241	3,642,241	0	0	3,458,614	3,347,326	0	0
B09	Car Parking	12,354,666	12,354,666	33,570,000	33,570,000	11,575,904	11,815,389	30,425,000	32,553,000
B10	Support to Roads Capital Programme	5,254,708	5,254,708	14,000	14,000	3,821,598	3,541,291	14,000	14,000
B11	Agency & Recoupable Services	1,923,523	1,923,523	2,268,916	2,268,916	1,989,722	1,887,879	2,378,438	2,312,044
	Service Division Total	94,990,657	94,990,657	49,316,495	49,316,495	86,094,209	90,036,288	43,320,508	49,989,307
	Water Services								
C01	Water Supply	32,373,629	32,373,629	32,423,192	32,423,192	32,509,154	30,122,659	32,509,154	30,117,662
C02	Waste Water Treatment	12,516,791	12,516,791	12,585,434	12,585,434	13,373,309	13,083,824	13,373,309	13,109,589
C03	Collection of Water & Waste Water Charges	0	0	0	0	780,673	756,172	780,673	734,249
C04	Public Conveniences	182,823	182,823	3,000	3,000	173,003	182,700	0	3,000
C07	Agency & Recoupable Services	3,605,454	3,605,454	3,373,708	3,373,708	3,669,637	3,472,698	3,399,518	3,230,062
C08	Local Authority Water & Sanitary Services	13,067,827	13,067,827	83,738	83,738	12,778,303	10,281,214	70,000	109,234
	Service Division Total	61,746,524	61,746,524	48,469,072	48,469,072	63,284,079	57,899,267	50,132,654	47,303,796

Table B - Expenditure & Income for 2017 & Estimated Outturn for 2016

Division & Services		2017				2016			
		Expenditure		Income		Expenditure		Income	
		Adopted by Council	Estimated by Chief Executive	Adopted by Council	Estimated by Chief Executive	Adopted by Council	Estimated Outturn	Adopted by Council	Estimated Outturn
Code		€	€	€	€	€	€	€	€
	Development Management								
D01	Forward Planning	5,958,709	5,958,709	94,000	94,000	4,999,376	4,943,436	214,000	109,000
D02	Development Management	7,094,861	7,094,861	2,292,000	2,292,000	6,434,537	6,360,507	2,373,000	2,392,000
D03	Enforcement	2,781,403	2,781,403	75,000	75,000	2,555,353	2,574,444	95,000	75,000
D04	Industrial & Commercial Facilities	11,137,300	10,897,300	4,906,160	4,906,160	9,447,617	9,668,334	4,651,397	4,772,730
D05	Tourism Development & Promotion	2,318,017	2,318,017	140,000	140,000	2,723,891	2,778,933	0	140,000
D06	Community & Enterprise Function	7,816,407	7,816,407	5,500,516	5,500,516	7,441,939	7,652,218	5,511,516	5,663,467
D08	Building Control	1,628,014	1,628,014	807,600	807,600	1,567,324	1,413,930	601,500	847,600
D09	Economic Development & Promotion	6,972,253	6,972,253	2,558,711	2,558,711	6,138,042	6,769,054	1,970,157	3,127,161
D10	Property Management	281,826	281,826	379,342	379,342	286,196	272,120	320,000	394,283
D11	Heritage & Conservation Services	1,669,762	1,669,762	50,000	50,000	1,917,760	2,187,643	50,000	403,000
D12	Agency & Recoupable Services	0	0	562,479	562,479	0	0	483,079	473,033
	Service Division Total	47,658,552	47,418,552	17,365,808	17,365,808	43,512,035	44,620,619	16,269,649	18,397,274
	Environmental Services								
E01	Landfill Operation & Aftercare	4,659,069	4,659,069	0	0	4,696,319	3,730,370	95,000	0
E02	Recovery & Recycling Facilities Operations	3,548,444	3,548,444	878,600	878,600	3,331,295	3,625,589	779,800	934,600
E04	Provision of Waste to Collection Services	1,829,868	1,829,868	0	0	2,139,330	1,869,371	0	4,684
E05	Litter Management	4,150,880	4,150,880	198,250	198,250	3,822,243	4,037,660	225,250	202,534
E06	Street Cleaning	38,932,617	38,645,117	324,000	324,000	39,659,617	38,397,759	158,000	334,052
E07	Waste Regulations, Monitoring & Enforcement	4,084,866	4,084,866	3,910,000	3,910,000	4,214,683	4,244,573	3,717,000	3,911,428
E08	Waste Management Planning	886,409	886,409	735,600	735,600	585,820	894,109	435,600	740,659
E09	Maintenance of Burial Grounds	5,000	5,000	2,000	2,000	10,067	18,419	2,000	12,000
E10	Safety of Structures & Places	3,350,068	3,350,068	2,569,500	2,569,500	3,496,198	3,717,292	1,842,000	2,719,595
E11	Operation of Fire Service	118,260,161	118,260,161	73,569,220	73,569,220	113,080,212	115,964,861	68,941,525	71,034,422
E12	Fire Prevention	2,496,199	2,496,199	0	0	2,756,775	2,466,913	0	0
E13	Water Quality, Air & Noise Pollution	859,599	859,599	16,200	16,200	858,848	857,030	16,200	16,200
E14	Agency & Recoupable Services	1,458,882	1,458,882	1,298,957	1,298,957	1,303,934	1,220,459	1,221,184	1,199,754
	Service Division Total	184,522,062	184,234,562	83,502,327	83,502,327	179,955,341	181,044,405	77,433,559	81,109,928
	Culture, Recreation & Amenity								
F01	Leisure Facilities Operations	11,123,243	11,123,243	2,925,546	2,925,546	10,305,824	10,376,841	2,752,660	2,228,932
F02	Operation of Library & Archival Service	24,463,238	24,463,238	732,950	732,950	23,995,099	23,869,492	794,965	1,069,415
F03	Outdoor Leisure Areas Operations	23,202,840	23,202,840	836,538	836,538	22,490,261	22,474,460	802,038	1,049,047
F04	Community Sport & Recreational Development	16,687,376	16,687,376	5,267,881	5,267,881	15,961,473	16,138,119	5,338,876	5,231,233
F05	Operation of Arts Programme	11,339,046	11,121,546	1,643,129	1,643,129	10,092,257	11,474,128	1,426,055	1,841,814
F06	Agency & Recoupable Services	0	0	1,607,082	1,607,082	0	0	1,529,750	1,497,937
	Service Division Total	86,815,743	86,598,243	13,013,126	13,013,126	82,844,914	84,333,040	12,644,344	12,918,378

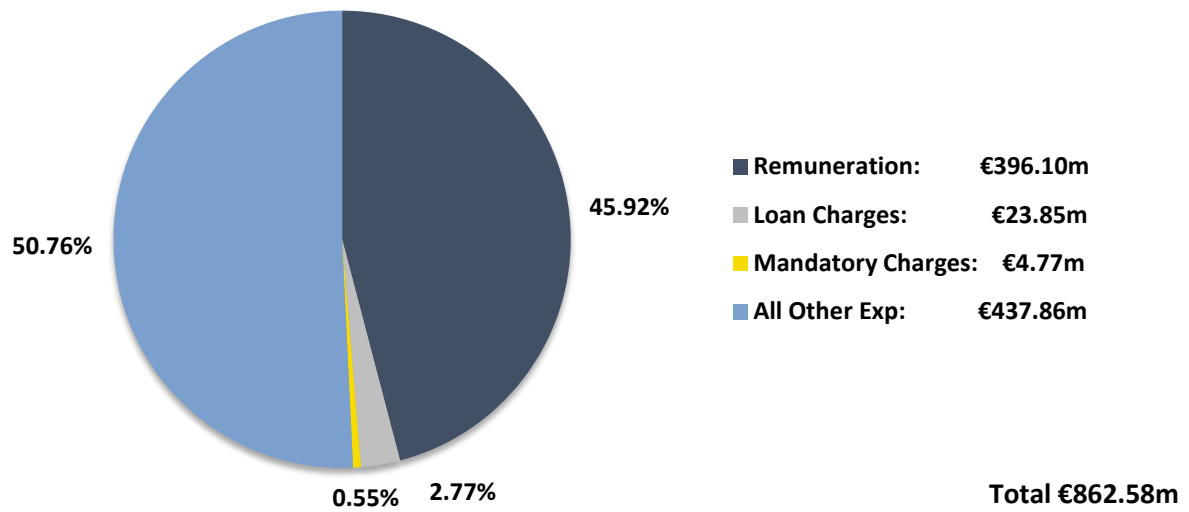
Table B - Expenditure & Income for 2017 & Estimated Outturn for 2016

Division & Services		2017				2016			
		Expenditure		Income		Expenditure		Income	
		Adopted by Council	Estimated by Chief Executive	Adopted by Council	Estimated by Chief Executive	Adopted by Council	Estimated Outturn	Adopted by Council	Estimated Outturn
Code		€	€	€	€	€	€	€	€
	Agriculture, Education, Health & Welfare								
G04	Veterinary Service	785,795	785,795	305,150	305,150	782,564	776,393	305,150	305,330
G05	Educational Support Services	1,954,745	1,954,745	828,762	828,762	2,044,054	1,999,788	828,762	828,762
	Service Division Total	2,740,540	2,740,540	1,133,912	1,133,912	2,826,618	2,776,181	1,133,912	1,134,092
	Miscellaneous Services								
H03	Adminstration of Rates	41,913,087	42,563,087	15,099,462	15,099,462	48,839,530	43,896,275	61,000	13,970,805
H04	Franchise Costs	1,088,649	1,088,649	0	0	1,210,175	1,112,886	0	0
H05	Operation of Morgue & Coroner Expenses	3,105,104	3,105,104	950,000	950,000	3,357,991	3,301,312	1,100,000	1,100,000
H07	Operation of Markets & Casual Trading	1,434,896	1,434,896	782,096	782,096	1,414,566	1,596,717	789,596	782,096
H08	Malicious Damage	115,122	115,122	100,000	100,000	112,590	112,703	100,000	100,000
H09	Local Representation/Civic Leadership	5,003,307	5,003,307	0	0	4,643,563	4,654,794	0	0
H10	Motor Taxation	6,716,205	6,716,205	0	0	7,395,342	7,082,188	0	5,500
H11	Agency & Recoupable Services	1,695,868	1,695,868	6,663,171	6,663,171	1,734,035	947,072	18,545,676	11,341,837
	Service Division Total	61,072,238	61,722,238	23,594,729	23,594,729	68,707,792	62,703,947	20,596,272	27,300,238
	OVERALL TOTAL	862,576,330	862,481,330	496,756,182	497,556,182	803,557,268	815,733,757	436,896,286	469,711,441

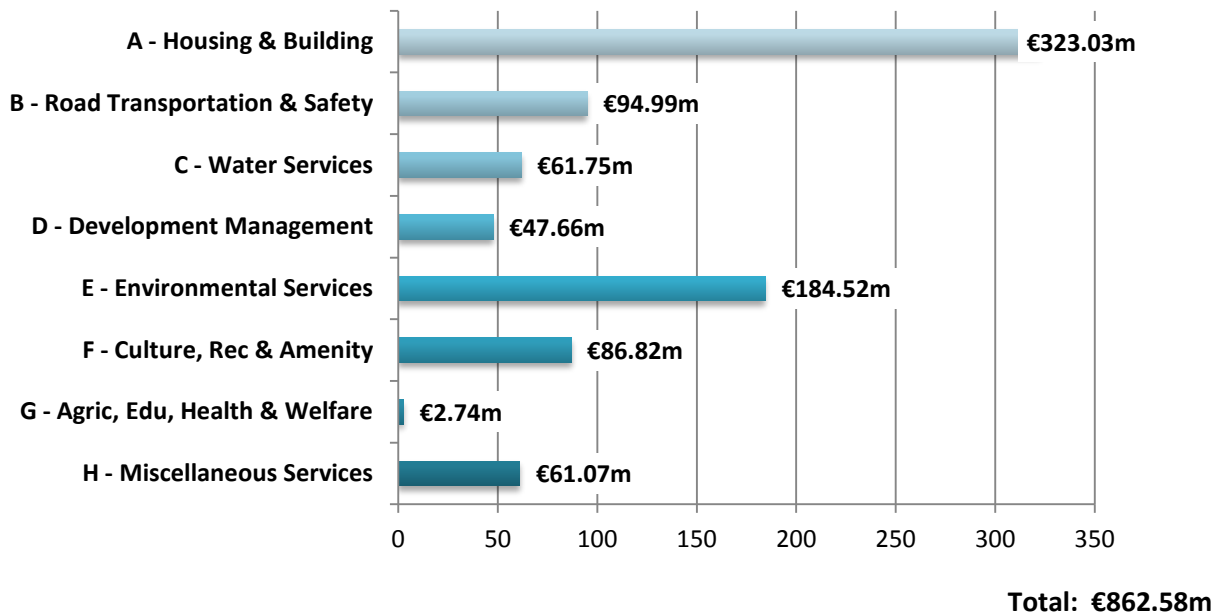
Table D	
ANALYSIS OF BUDGET 2017 INCOME FROM GOODS & SERVICES	
Source of Income	2017
	€
Rents from Houses	78,850,000
Housing Loans Interest & Charges	9,031,657
Parking Fines / Charges	33,355,000
Planning Fees	2,200,000
Sale / Leasing of other property / Industrial Sites	1,922,502
Fire Charges	2,250,000
Recreation / Amenity / Culture	5,521,075
Library Fees / Fines	171,274
Agency Services & Repayable Works	14,175,500
Local Authority Contributions	62,654,215
Irish Water	45,085,574
Pension Contributions	11,585,411
NPPR	2,500,000
Misc. (Detail)	28,595,961
Total Goods & Services	297,898,169

Table E	
ANALYSIS OF BUDGET INCOME 2017 FROM GRANTS & SUBSIDIES	
Source of Income	2017
	€
Department of Housing, Planning, Community & Local Government	
Housing & Building	154,446,263
Road Transport & Safety	5,780,600
Water Services	1,791,448
Development Management	5,474,016
Environmental Services	1,510,250
Culture, Recreation & Amenity	1,700,000
Miscellaneous Services	16,669,462
	187,372,039
Other Departments & Bodies	
Transport Infrastructure Ireland	2,131,000
National Transport Authority	240,960
Transport, Tourism & Sport	383,820
Social Protection	3,791,045
Defence	385,000
Education & Skills	144,100
Health	731,905
Children & Youth Affairs	1,546,438
Justice & Equality	156,309
Agriculture, Food & The Marine	150,000
Enterprise Ireland	1,457,997
Other Departments	367,400
	11,485,974
Total Grants & Subsidies	198,858,013

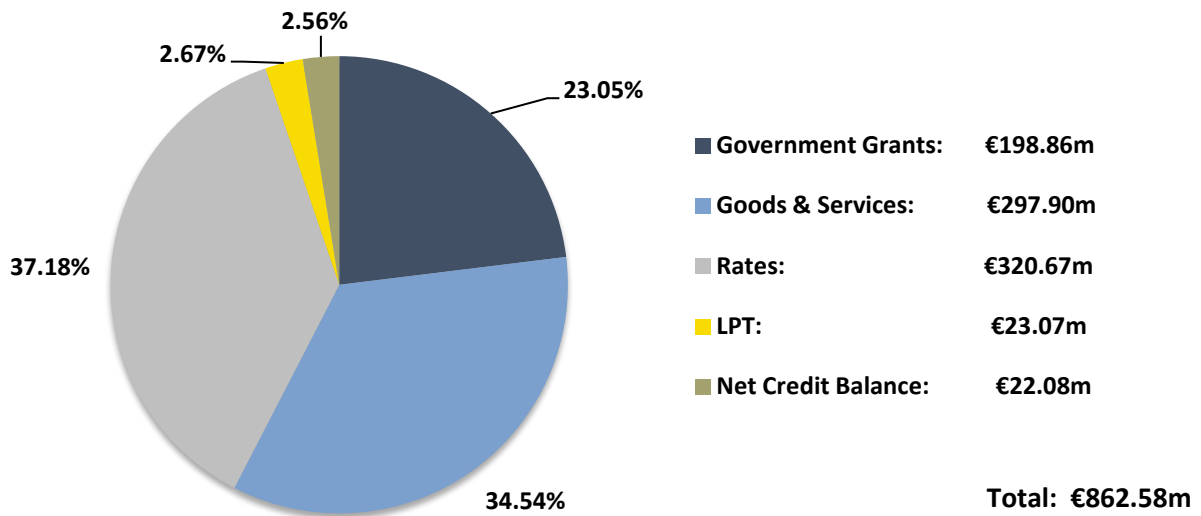
Estimated Gross Expenditure Elements 2017



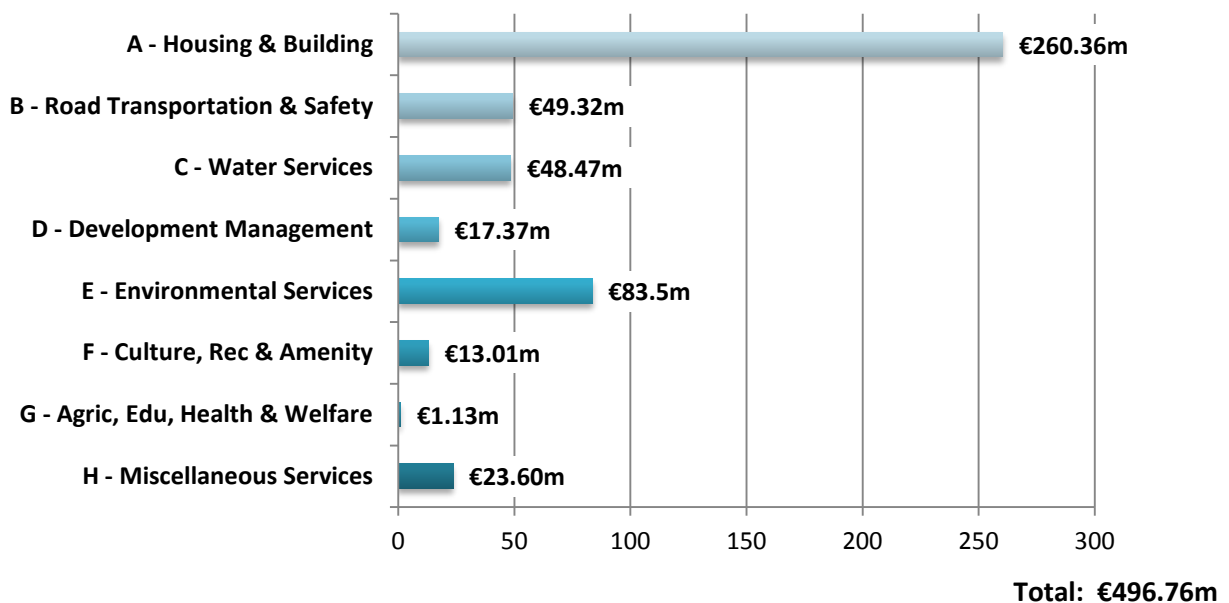
Estimated Gross Expenditure 2017



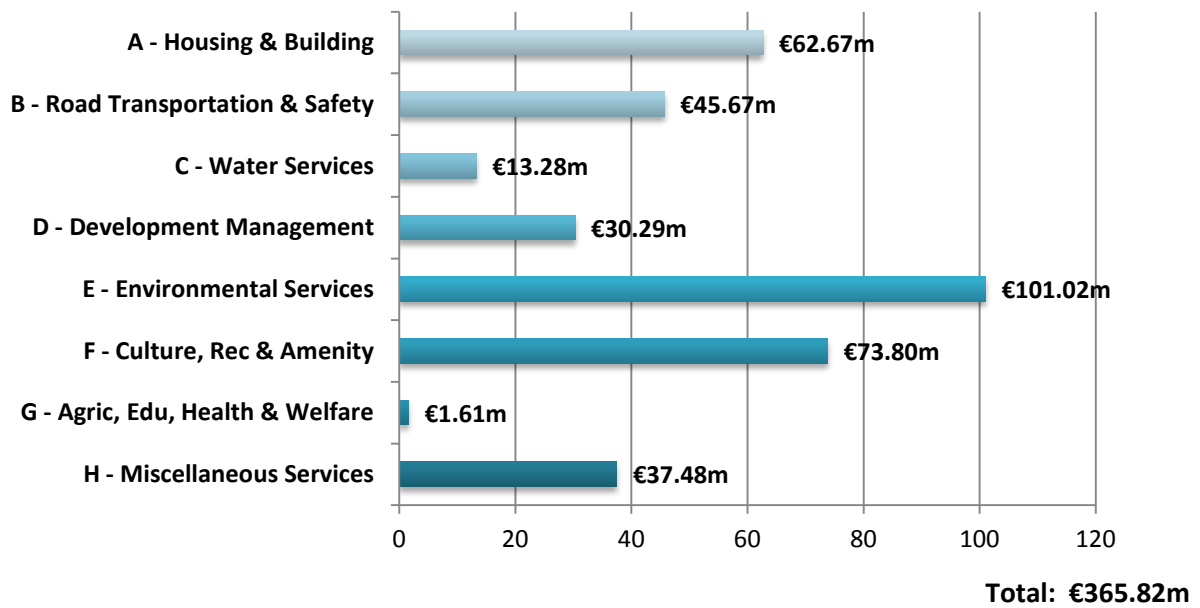
Estimated Sources of Funding 2017



Estimated Gross Income 2017



Estimated Net Expenditure 2017



DIVISION A – HOUSING & BUILDING

OBJECTIVE:

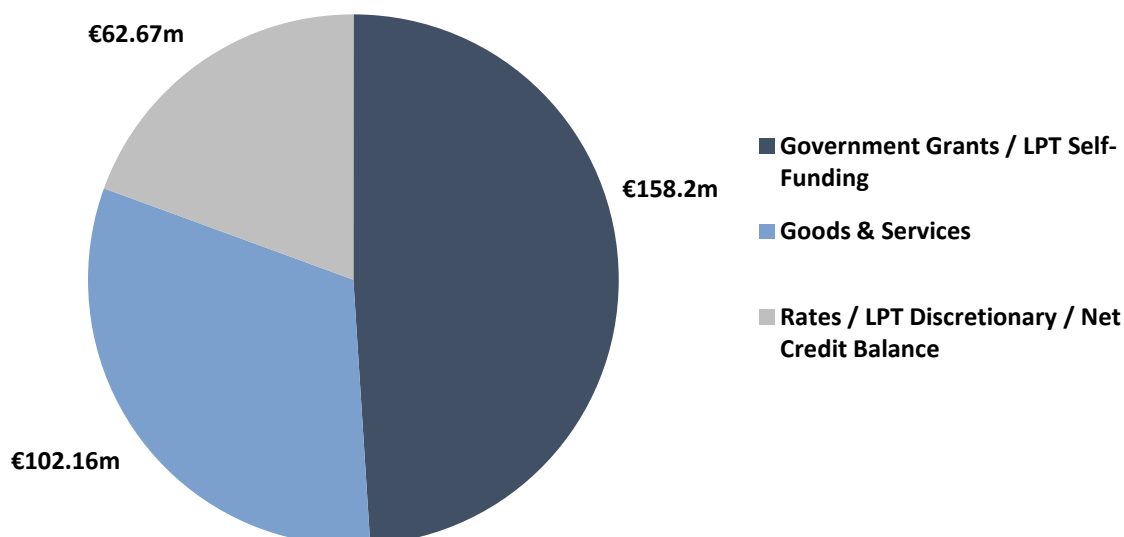
To maximise provision of suitable accommodation for those who are unable to provide their own, through the provision of social housing. To manage and maintain Council housing stock, to regenerate specific areas as part of improving sustainability, to facilitate the development of sustainable communities.

KEY INDICATORS (2015 YEAR-END ACTIVITY LEVEL):

Occupied Council Tenancy Houses	12,199
Occupied Council Traveller Specific	188
Occupied Council Tenancy Apartments	8,419
Occupied Senior Citizens	3,231
Households Accom. for Housing List	593
Households Accom. For Traveller Specific Waiting List	101
Homeless Households in Council Housing	413
Households Transferred to Alternative Accom.	396
Total Rental Income	€2.97m
Average Weekly Rent	€59.23
Total Traveller Rental Income	€498k
Average Weekly Rent	€51.42
House Purchase Loans	18
Grants to Households to Improve Their Housing Conditions	619
Repair Requests to Council Housing Received (Excl. Programmed Maintenance)	42,229
Repair Request to Traveller Specific Housing	1,398
Additional Social Units Provided by Council	152
Additional Units Provided Under Rental Accom. Scheme	96
Additional Units Provided Under Social Housing Leasing	231

2017 EXPENDITURE BUDGET: €323,030,014

SOURCES OF FUNDING:



HOUSING & BUILDING					
Expenditure by Service & Sub-Service		2017		2016	
		Adopted by Council	Estimated by Chief Executive	Adopted by Council	Estimated Outturn
Code		€	€	€	€
A0101	Maintenance of LA Housing Units	51,874,510	51,874,510	49,538,674	51,100,564
A0102	Maintenance of Traveller Accommodation Units	1,232,552	1,232,552	1,238,911	1,313,582
A0103	Traveller Accommodation Management	1,441,758	1,441,758	1,412,109	1,318,195
A0104	Estate Maintenance	74,000	74,000	63,510	74,000
A0199	Service Support Costs	12,358,730	12,358,730	11,899,669	12,074,273
	Maintenance/Improvement of LA Housing Units	66,981,550	66,981,550	64,152,873	65,880,614
A0201	Assessment of Housing Needs, Allocs. & Trans.	2,413,330	2,413,330	2,778,169	2,558,191
A0299	Service Support Costs	3,575,420	3,575,420	3,199,667	3,535,571
	Housing Assessment, Allocation & Transfer	5,988,750	5,988,750	5,977,836	6,093,762
A0301	Debt Management & Rent Assessment	7,485,402	7,485,402	7,639,769	7,265,305
A0399	Service Support Costs	2,449,533	2,449,533	2,189,701	2,281,914
	Housing Rent & Tenant Purchase Administration	9,934,935	9,934,935	9,829,470	9,547,219
A0401	Housing Estate Management	6,727,369	6,727,369	6,763,877	6,690,321
A0402	Tenancy Management	200,000	200,000	200,000	400,000
A0403	Social & Community Housing Service	4,745,851	4,745,851	4,790,417	5,389,005
A0499	Service Support Costs	9,542,057	9,542,057	8,509,662	9,142,301
	Housing Community Development Support	21,215,277	21,215,277	20,263,956	21,621,627
A0501	Homeless Grants Other Bodies	118,065,146	118,065,146	90,136,747	102,239,483
A0502	Homeless Service	1,119,255	1,119,255	1,189,899	923,062
A0599	Service Support Costs	3,338,892	3,338,892	3,184,871	3,205,851
	Administration of Homeless Service	122,523,293	122,523,293	94,511,517	106,368,396
A0601	Technical & Administrative Support	6,970,802	6,970,802	5,932,747	6,400,222
A0602	Loan Charges	17,667,910	17,667,910	16,138,000	14,724,218
A0699	Service Support Costs	3,532,154	3,532,154	2,799,387	2,850,982
	Support to Housing Capital Programme	28,170,866	28,170,866	24,870,134	23,975,422
A0701	RAS Operations	21,180,586	21,180,586	20,180,412	21,127,270
A0702	Long Term Leasing	11,483,000	11,483,000	7,423,000	9,383,000
A0799	Service Support Costs	1,392,702	1,392,702	1,347,517	1,322,959
	RAS Programme	34,056,288	34,056,288	28,950,929	31,833,229
A0801	Loan Interest & Other Charges	8,442,850	8,442,850	9,679,381	7,801,090
A0802	Debt Management Housing Loans	4,725,649	4,725,649	5,073,229	4,695,504
A0899	Service Support Costs	1,851,792	1,851,792	1,899,155	2,010,777
	Housing Loans	15,020,291	15,020,291	16,651,765	14,507,371
A0901	Disabled Persons Grants	6,440,463	6,440,463	6,502,591	6,435,419
A0902	Loan Charges DPG/ERG	2,660,708	2,660,708	2,660,708	2,660,708
A0903	Essential Repair Grants	150,000	150,000	100,000	150,000
A0999	Service Support Costs	522,156	522,156	449,487	498,478
	Housing Grants	9,773,327	9,773,327	9,712,786	9,744,605
A1201	HAP Operations	9,319,149	9,319,149	1,411,014	2,747,765
A1299	Service Support Costs	46,288	46,288	0	0
	HAP Programme	9,365,437	9,365,437	1,411,014	2,747,765
	Service Division Total	323,030,014	323,030,014	276,332,280	292,320,010

HOUSING & BUILDING				
Income by Source	2017		2016	
	Adopted by Council	Estimated by Chief Executive	Adopted by Council	Estimated Outturn
	€	€	€	€
Government Grants & Subsidies				
Housing, Planning, Community & Local Government	154,446,263	154,446,263	115,664,707	131,538,494
Health	616,905	616,905	616,891	616,905
Social Protection	3,106,383	3,106,383	1,411,014	915,922
Children & Youth Affairs	30,000	30,000	30,000	30,000
Other	0	0	2,250	0
Total Grants & Subsidies (a)	158,199,551	158,199,551	117,724,862	133,101,321
Goods & Services				
- Rents from Houses	78,850,000	79,650,000	73,500,000	75,950,000
- Housing Loans Interest & Charges	9,031,657	9,031,657	10,248,223	8,198,663
- Pension Contributions	2,169,561	2,169,561	2,173,855	2,128,647
- Local Authority Contributions	6,020,000	6,020,000	6,048,619	6,020,000
- Other Income	6,089,944	6,089,944	5,669,829	6,159,797
Total Goods & Services (b)	102,161,162	102,961,162	97,640,526	98,457,107
Total Income c=(a+b)	260,360,713	261,160,713	215,365,388	231,558,428

DIVISION A – HOUSING & BUILDING

A01: MAINTENANCE/IMPROVEMENT OF LA HOUSING UNITS

The Council is committed to the provision of a high quality management, maintenance and repair system for its rented housing stock of approximately 24,000. It has also prepared and adopted a five year Traveller Accommodation Programme 2014 – 2018 to meet the existing and projected accommodation needs of travellers in its administrative area.

OBJECTIVES FOR 2017

- The Council will continue to seek funding solutions to finance the refurbishment of its older flat complexes.
- The Council will maintain its focus on reducing the number of void properties in its social housing stock, with the intention of reaching and maintaining void stock levels at no more than 1% of the total.
- The Council has improved its void turnaround time in 2016. It will seek to further reduce the time taken to make vacant property available for re-occupation to a target average turnaround time of 10 weeks.
- The Council will continue its programme to convert existing zero bed voids into one bed units.
- Fire safety blankets will continue to be distributed to all tenants, free of charge.
- The current roof repair programme of flat blocks will continue in 2017.
- The Council is also committed to an ongoing programme of adaptations and extensions to Council housing.
- Commence work on schemes identified in the Traveller Accommodation Programme for 2017.

A02: HOUSING ASSESSMENT, ALLOCATION & TRANSFER

ENFORCEMENT OF STANDARDS IN THE PRIVATE RENTED SECTOR

The Council is responsible for bringing about improvements to the quality of accommodation in the private rented sector through a programme of inspections and enforcement.

In 2017 the Council's Environmental Health Officers (EHOs) aim to inspect 1,000 private rented units and undertake in the region of 2,200 inspections. Inspections will be targeted at pre '63 multi-unit buildings more likely not complying with the legislation and in areas of the city with a high concentration of this type of building.

EHOs will aim to respond to all complaints from tenants within the section's procedural time period. Complaints from tenants in one unit in a multi-unit building trigger an inspection of all units in the building.

OBJECTIVES FOR 2017

- Take appropriate enforcement action for all non-compliant properties, encompassing the serving of Improvement Letters, Improvement Notices and Prohibition Notices and instituting legal proceedings where appropriate.
- To continue to inspect rented properties for the Rental Accommodation Scheme and Housing Assistance Payments scheme.
- Refer all non-registered tenancies to the RTB.
- Request Department of Social Protection to cease paying SWA to landlords of non-compliant properties.
- Refer fire safety issues not covered by housing standards legislation to the Chief Fire Officer.
- Refer planning issues to the Planning Department.
- Refer waste management issues not covered by housing standards to Waste Management Section.

HOUSING ASSESSMENT, ALLOCATION & TRANSFER

Dwellings are allocated in accordance with the Allocations Scheme adopted by the City Council in January 2014. An assessment of Housing Need was undertaken in 2016 and is currently being analysed.

OBJECTIVES FOR 2017

- Continue to reduce the period of time between lettings, therefore reducing the void period.
- Continue to process and assess housing applications in accordance with the 2013 Scheme of Letting.
- Continue to allocate all vacancies becoming available for letting in accordance with the 2013 Scheme of Letting.

A03: HOUSING RENT

The average Council rent is €60.89 per week based on approximately 24,000 tenancies and a rental income of c. €76m. Rent is assessed on household income and it is the responsibility of the tenant to keep the Council informed of any changes to income or family composition.

Notwithstanding the arrears, the rent collection rate has averaged at 100% over the last number of years. The Council facilitates its tenants through a variety of rent payment options, including payment by direct debit, household budget and payment of cash at any post office or

in the Council's own cash office in the Civic Offices.

The Council works closely with Tenants in arrears and their representatives to develop realistic repayment plans.

OBJECTIVES FOR 2017

- Introduce new Tenancy Agreement.
- Implementation of new legislation in relation to rent arrears procedures.
- Maintain current high payment levels for the majority of tenants and continue to work with tenants in addressing rent arrears.
- Introduce Customer "on-line" services.

A04: HOUSING COMMUNITY DEVELOPMENT SUPPORT

THE HOUSING WELFARE SECTION / SOCIAL WELFARE SERVICE

This section provides a social work service for existing and prospective tenants including the elderly, families, homeless, individuals, members of the traveller community and ethnic minorities. A neighbourhood mediation service is also provided. During 2017 work will continue on the development of appropriate responses aimed at maintaining sustainable tenancies.

A05: ADMINISTRATION OF HOMELESS SERVICE

Dublin City Council is the lead statutory authority with responsibility for co-ordinating responses to homelessness in the four Dublin Local Authorities. It operates a shared service arrangement which provides support to the regional statutory management and consultative forum group via the Dublin Region Homeless Executive (DRHE).

DCC funds voluntary service provision in addition to delivering core homeless services to people in the region and is subject to protocol arrangements with the Department of Housing, Planning, Community and Local Government (DoHPCLG).

OBJECTIVES FOR 2017

- Operation of emergency and long-term housing supports scheme on behalf of the four Dublin Local Authorities and in conformity with the delegated functions of section 10 funding by the DoHPCLG.
- Develop and agree successor three year statutory Homeless Action Plan for the Dublin region as per provisions of Chapter 6, Housing Act (2009) and subsequent yearly business plans for 2017 and thereafter for the Dublin Joint Homeless Consultative Forum Statutory Management Group. The business plan will

outline key actions to be delivered under the categories of prevention support and housing.

- Continue to deliver a regional pilot Housing Assistance Payment programme for homeless households under the Dublin Place Finder Service, which co-ordinates access to, and supply of, private rental accommodation for homeless households in emergency accommodation.
- Provide complementary services for homeless people at Parkgate Hall Integrated Services Hub.
- Continue the housing-led approach to long-term homelessness on a regional basis in accordance with national policy.
- Implement on a pilot basis, the National Quality Standards for Homeless Services on behalf of the DoHPCLG in quarter 1 and mainstream thereafter.
- Strengthen the resourcing and risk management associated with the National "Pathway Accommodation and Support System" (PASS) shared client database which DCC operates (via DRHE) on behalf of the DoHPCLG. This includes the implementation of advanced reporting of the management information systems and of the PASS for regional statutory forums, the DoHPCLG and service providers.
- Lead on the implementation of key actions under Pillar 1 of Rebuilding Ireland: action plan for Housing and Homelessness.

A06: SUPPORT TO HOUSING CAPITAL PROGRAMME

This heading refers to the administrative budget for the regeneration, development and acquisition of housing for the Council and for the administration of the Part V scheme and legacy issues associated with Part V and Affordable Housing schemes including Rent to Buy, Pyrite Remediation and management of vacant housing lands, pending their development. A projected total of 212 additional units of social housing are being provided in 2016 and work has continued on the regeneration of all the former PPP projects.

A07: RAS AND SOCIAL LEASING PROGRAMME

The Rental Accommodation Scheme (RAS) caters for the accommodation needs of persons who are in receipt of a rent supplement for more than 18 months and who have a long term housing need. Contracts are entered into with landlords for their properties for fixed terms of 4 years. The long-term leasing terms are either 10 or 20 year periods. It is becoming increasingly difficult to sign landlords up for long-term RAS or Lease agreements due to the volatility in the housing rental market.

OBJECTIVES FOR 2017

- Continue to work closely with private landlords in seeking to attract and retain their properties in the social housing sector through RAS and Social Housing Leasing, notwithstanding the pressure on the rental market.
- DCC will continue to engage proactively with Approved Housing Bodies through social housing leasing. Funding through Payment and Availability Agreements allows Approved Housing Bodies to repay borrowings on loans taken out to acquire/procure new social housing units.

A08: HOUSING LOANS & TENANT PURCHASE SALES

OBJECTIVES FOR 2017

- During 2016 – 2017, the Council will continue to encourage as many Shared Ownership borrowers as possible, to convert to 100% mortgages with the Council, through the new Restructuring of Shared Ownership process. The number of borrowers/loan accounts remaining under the Shared Ownership loan scheme is in excess of 1,200.
- The new Tenant Incremental Purchase Scheme was introduced in 2016. Tenants eligible for the scheme were notified of the criteria set down by the DoHPCLG and we will continue to encourage and process the sale of houses to eligible tenants in 2017.
- The Council will continue to implement all available mechanisms and put in place suitable solutions for distressed borrowers (who are engaging in the Mortgage Arrears Resolution Process) and we will continue to transfer suitable borrowers to the Mortgage to Rent Scheme.

A09: HOUSING GRANT

The Home Grants Unit delivers three grant schemes; 1) Housing Adaptation Scheme 2) Mobility Aids Scheme 3) Housing Aid for Older People. These schemes are currently being administered in a fast and effective manner and it is expected that this efficient service will continue into 2017.

OBJECTIVES FOR 2017

We will strengthen the service provided to applicants through the ongoing provision of expert assistance and advice to grant applicants.

DIVISION A - HOUSING & BUILDING

ADDITIONAL INCOME ANALYSIS

Analysis of Government Grant Income

Government Grant Source	Purpose	2017	2016	2016 Revised
Children & Youth Affairs	Childcare Facilities	30,000	30,000	30,000
Health	Childcare Facilities	5,000	5,000	5,000
Health	Homeless	577,953	577,940	577,953
Health	Local Drugs Task Force	33,952	33,951	33,952
Housing, Planning, Community & Local Gov.	CLSS - Management & Maintenance	15,490,910	0	0
Housing, Planning, Community & Local Gov.	Construction Social Leasing	10,080,000	6,025,000	7,980,000
Housing, Planning, Community & Local Gov.	Disabled Persons Grants	5,040,000	0	3,135,515
Housing, Planning, Community & Local Gov.	Environmental Works	0	0	672,873
Housing, Planning, Community & Local Gov.	Homeless Services	94,890,087	66,760,712	78,643,057
Housing, Planning, Community & Local Gov.	Housing Assistance Programme	6,212,766	0	1,831,843
Housing, Planning, Community & Local Gov.	Housing Maintenance Voids	0	1,900,000	1,900,000
Housing, Planning, Community & Local Gov.	Priory Hall Rent	60,000	103,200	118,575
Housing, Planning, Community & Local Gov.	Rental Accommodation Scheme	18,472,500	18,684,995	18,422,500
Housing, Planning, Community & Local Gov.	Rental Subsidy, Shared Ownership	500,000	602,800	250,000
Housing, Planning, Community & Local Gov.	Tenancy Management	0	0	170,000
Housing, Planning, Community & Local Gov.	Travellers	700,000	700,000	371,646
Housing, Planning, Community & Local Gov.	LPT Self-Funding	3,000,000	20,888,000	18,042,485
Justice & Equality	Traveller Pride Week	0	2,250	0
Social Protection	Housing Assistance Programme	3,106,383	1,411,014	915,922
Total		158,199,551	117,724,862	133,101,321

Analysis of Local Authority Contributions

Local Authority Source	Purpose	2017	2016	2016 Revised
Fingal/DLR/South Dublin	Homeless Services	6,020,000	6,048,619	6,020,000
Total		6,020,000	6,048,619	6,020,000

Analysis of Other Income

Other Income	2017	2016	2016 Revised
Contribution Prior to Letting	215,000	300,000	215,000
East Link	123,900	123,900	123,900
Homeless	629,444	583,929	618,277
Housing Receipts	29,200	227,500	29,200
Miscellaneous	57,400	157,000	58,766
Public Bodies	136,000	118,000	136,000
RAS Income	3,800,000	2,540,000	3,800,000
Registration Fees	300,000	540,000	359,964
Rental Income	194,000	221,500	194,000
Rents Travelling People	510,000	500,000	510,000
Repair Loans	95,000	358,000	114,690
Total	6,089,944	5,669,829	6,159,797

DIVISION B – ROAD TRANSPORT & SAFETY

OBJECTIVE:

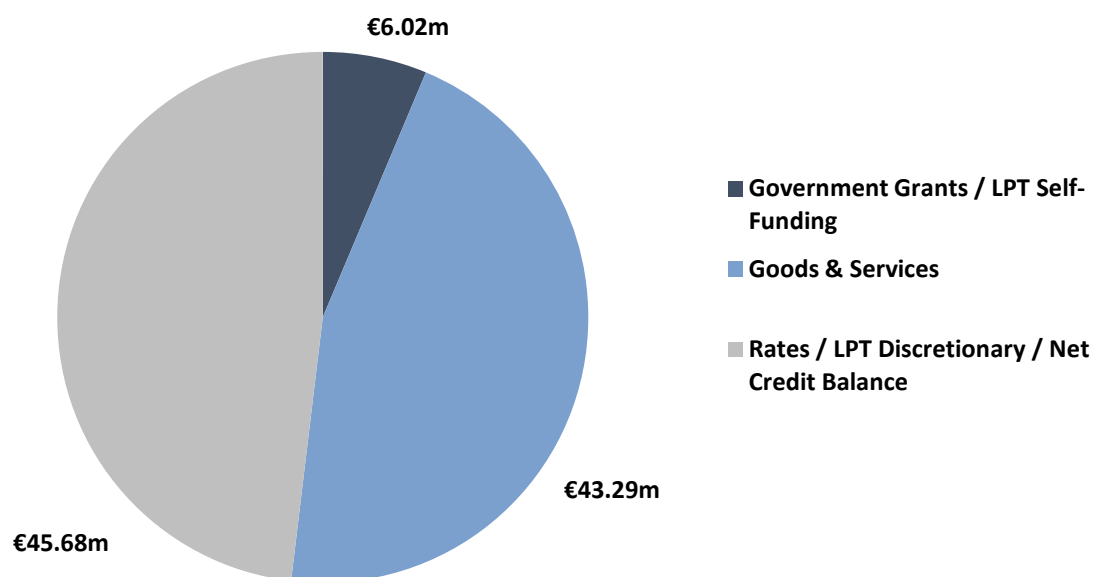
To secure efficiency and safety in the transportation by road of persons and goods.

KEY INDICATORS (2015 YEAR-END ACTIVITY LEVEL):

Number of kilometres of Roadway	1,350
Number of kilometres of Footway	2,000
Number of Public Lights Maintained	45,250
Number of Pay & Display Machines	1,074
Number of Traffic Signals	756

2017 EXPENDITURE BUDGET: €94,990,657

SOURCES OF FUNDING:



ROAD TRANSPORT & SAFETY					
Expenditure by Service & Sub-Service		2017		2016	
		Adopted by Council	Estimated by Chief Executive	Adopted by Council	Estimated Outturn
Code		€	€	€	€
B0302	Reg Rd Surface Rest/Rd Reconstruction/Overlay	3,996,431	3,996,431	2,215,622	4,700,795
B0303	Regional Road Winter Maintenance	161,958	161,958	169,222	146,707
B0304	Regional Road Bridge Maintenance	1,496,793	1,496,793	1,313,633	1,206,018
B0305	Regional Road General Maintenance Works	797,358	797,358	897,775	785,363
B0306	Regional Road General Improvement Works	561,968	561,968	694,415	555,090
B0399	Service Support Costs	665,627	665,627	662,800	678,488
	Regional Road – Improvement & Maintenance	7,680,135	7,680,135	5,953,467	8,072,461
B0402	Local Rd Surface Rest/Rd Reconstruction/Overlay	4,373,274	4,373,274	5,442,922	3,665,713
B0403	Local Roads Winter Maintenance	101,371	101,371	106,475	87,272
B0404	Local Roads Bridge Maintenance	189,060	189,060	272,243	223,134
B0405	Local Roads General Maintenance Works	15,932,052	15,932,052	15,929,590	15,844,298
B0406	Local Roads General Improvement Works	3,813,537	3,813,537	4,139,462	3,796,417
B0499	Service Support Costs	3,794,076	3,794,076	3,349,152	3,338,930
	Local Road - Maintenance & Improvement	28,203,370	28,203,370	29,239,844	26,955,764
B0501	Public Lighting Operating Costs	8,678,012	8,678,012	8,697,824	8,570,547
B0599	Service Support Costs	1,336,174	1,336,174	1,271,169	1,263,222
	Public Lighting	10,014,186	10,014,186	9,968,993	9,833,769
B0601	Traffic Management	3,909,434	3,909,434	3,819,849	3,896,191
B0602	Traffic Maintenance	17,020,761	17,020,761	12,042,823	16,353,283
B0699	Service Support Costs	4,987,633	4,987,633	4,223,395	4,332,935
	Traffic Management Improvement	25,917,828	25,917,828	20,086,067	24,582,409
B0801	School Wardens	1,741,372	1,741,372	1,639,174	1,689,230
B0802	Publicity & Promotion Road Safety	817,470	817,470	827,004	656,285
B0899	Service Support Costs	1,083,399	1,083,399	992,436	1,001,811
	Road Safety Promotion/Education	3,642,241	3,642,241	3,458,614	3,347,326
B0902	Operation of Street Parking	5,348,547	5,348,547	4,505,999	4,988,826
B0903	Parking Enforcement	6,633,066	6,633,066	6,675,131	6,433,646
B0999	Service Support Costs	373,053	373,053	394,774	392,917
	Car Parking	12,354,666	12,354,666	11,575,904	11,815,389
B1001	Technical & Administrative Support	4,415,259	4,415,259	3,056,193	2,771,038
B1099	Service Support Costs	839,449	839,449	765,405	770,253
	Support to Roads Capital Programme	5,254,708	5,254,708	3,821,598	3,541,291
B1101	Agency & Recoupable Services	1,197,724	1,197,724	1,295,369	1,201,093
B1199	Service Support Costs	725,799	725,799	694,353	686,786
	Agency & Recoupable Services	1,923,523	1,923,523	1,989,722	1,887,879
	Service Division Total	94,990,657	94,990,657	86,094,209	90,036,288

ROAD TRANSPORT & SAFETY				
Income by Source	2017		2016	
	Adopted by Council	Estimated by Chief Executive	Adopted by Council	Estimated Outturn
	€	€	€	€
Government Grants				
Transport Infrastructure Ireland	0	0	25,000	0
National Transport Authority	240,960	240,960	0	245,260
Housing, Planning, Community & Local Government	5,780,600	5,780,600	5,780,600	5,780,600
Total Grants & Subsidies (a)	6,021,560	6,021,560	5,805,600	6,025,860
Goods & Services				
- Parking Fines & Charges	33,355,000	33,355,000	30,300,000	32,050,000
- Pension Contributions	964,249	964,249	966,158	946,065
- Agency Services & Repayable Works	505,500	505,500	571,550	582,367
- Local Authority Contributions	288,795	288,795	235,000	287,750
- Other Income	8,181,391	8,181,391	5,442,200	10,097,265
Total Goods & Services (b)	43,294,935	43,294,935	37,514,908	43,963,447
Total Income c=(a+b)	49,316,495	49,316,495	43,320,508	49,989,307

DIVISION B – ROAD TRANSPORT & SAFETY

B01-B04: ROAD MAINTENANCE & IMPROVEMENT

Road Maintenance Services Division is responsible for the maintenance of the 1,350 km of public roads and streets throughout Dublin City, together with the associated footways, bridges and other structures. The total area of carriageway is 8.1 million square meters and the total area of footways is 3.5 million square meters. This maintenance work is carried out by direct labour units operating from two depots and also by private contractors.

In 2016 a revenue investment programme of €4.8m was focused on the reconstruction of footways and carriageway resurfacing. In 2017 a total of €5.2m has been allocated for the year. A works programme will be presented to the Area Committee in 2017.

The responsibilities attached to the Division can be broken into three categories:

1. **Planned Maintenance** consists of the works programme for the year that is devised following consultation with the area staff and local City Councillors. Planned maintenance is sub-divided into the following categories:
 - Carriageway, reconstruction or resurfacing.
 - Footway reconstruction or resurfacing and entrance dishing.
 - Winter Maintenance.
 - Providing and maintaining street nameplates.
2. **Reactive Maintenance** includes everything other than planned maintenance and arises from council questions, correspondence from councillors, public complaints, and intervention in the public domain by statutory utilities or emergency situations.
 - Carriageway repairs or reinstatement.
 - Footpath repairs or reinstatement.
 - Repairing damaged street furniture such as bollards, cycle rails etc.
 - Responding to requests from the emergency services.
 - Responding to notified hazards.
3. **The inspection of work** completed by outside agencies to ensure compliance with standards and specifications including:
 - Ensuring that all openings made in the public footways and carriageways by statutory utilities are reinstated to specified standards.
 - Ensuring that the appropriate charges in respect of road openings are levied and paid.

- Licensing of and ensuring that all openings made in the public footways and carriageways by agents other than statutory utilities are reinstated to specified standards.
- Managing and licensing street furniture.
- Administering annual contracts for the supply of engineering materials, e.g. ready-mixed concrete, bitumen, sand etc.
- Identifying deficiencies in developments offered to the City Council for taking in charge and the remedying of the defects where financial provision is available.

B05: PUBLIC LIGHTING

Public Lighting Section operates a citywide service from Marrowbone Lane, maintaining some 45,447 streetlights and undertaking an annual programme of improvement works.

The maintenance function involves:

- Operation & ongoing development of an Asset Management System.
- Night patrol inspection for faults.
- Lantern repairs.
- Cable networks fault location and repair.
- Anti-vandal measures.
- Painting programmes.
- Column repairs and replacements.
- Restoration of heritage pillars and fittings.
- Replacement of lamps and lantern cleaning.

New public lighting schemes for general area enhancements are undertaken in conjunction with other Dublin City Council Departments.

B06-B08: TRAFFIC MANAGEMENT & ROAD SAFETY

The objective of the Environment and Transportation Department is to deliver the safe, effective and efficient movement of people and goods in Dublin.

This will be achieved by:

- Improved usage of existing transport infrastructure in the city.
- Improved parking enforcement.
- Raising the status of traffic issues generally within the City Council structure so that it can respond adequately to the challenges facing the city.
- Traffic Management for Luas Cross City.
- Implementation of National Transport Authority Greater Dublin Area Strategy.
- Planning and implementation work on the City Centre Study for transportation up to 2023.

- Implementing the strategic cycle network in Dublin and continue working on the Canal way schemes and the Liffey Cycle Route scheme.
- Consultation and assistance for the Bus Rapid Transit Network.

The operational and strategic responsibilities of the Environment and Transportation Department in relation to traffic matters include the following:

- Advising the City Council on all transportation policy issues.
- Smart City transportation projects
- Control and management of traffic in the city.
- The operation and development of the Traffic Control Centre, which monitors traffic movement through a network of CCTV cameras, computer controlled and other traffic signals, traffic information, road markings and signs, road works control and traffic calming schemes.
- Development of Sustainable Transport Schemes in Dublin City, in consultation with the NTA, RPA, Iarnród Éireann and Dublin Bus.
- Roll-out of Intelligent Transport Systems on regional routes on behalf of the four Dublin Local Authorities.
- Bus Priority measures along routes including at Traffic Signals.
- Operation, maintenance and expansion of Real Time Passenger Information throughout the country.
- Enforcing parking regulations through the provision of clamping and tow services.
- Provision of quality bus corridors.
- Cycleways, environmental traffic cells and facilities for the mobility impaired/disabled.
- Control, management and pricing of parking.
- Supporting schools in delivering effective Road Safety Education & Training Programmes.
- Provision of a School Warden Service to schools throughout the city.
- Providing cycling training to ensure safe use of the cycle network.
- Provision of the DCC primary Cycle Network.
- Develop web based technology to promote road safety.
- Traffic noise and air quality monitoring and improvement.
- Take part in Smart Cities Schemes especially around Weather related Incident Management.
- The on-going road marking replenishing programme plus marking of several project related works.
- Ongoing Fibre Optic Roll Out.
- Ongoing minor works throughout all five areas.

from any Department or Agency. Major Road Improvement Projects are charged to the Capital Programme and provision is made in the Support to Roads Capital Programme sub-service for payment of loan charges in respect of these projects.

It also includes the Corporate Project Support Office (CPSO), which came into existence on 8th August 2016. The role of the office is to oversee Dublin City Council's capital program. The office reports to the Corporate Project Governance Board (CPGB). Capital Projects will require CPGB approval of staged project reports to allow them to proceed. The CPSO administer and assess project reports before forwarding to the CPGB for approval. In addition the CPSO monitors progress on capital projects corporately.

B11: AGENCY & RECOUPABLE SERVICES

Non-core services carried out by Dublin City Council, including licence and repayable works.

B10: SUPPORT TO ROADS CAPITAL PROGRAMME

Includes technical and administrative costs associated with the Capital Programme which Dublin City Council are not permitted to recoup

DIVISION B - ROAD TRANSPORT & SAFETY

ADDITIONAL INCOME ANALYSIS

Analysis of Government Grant Income

Government Grant Source	Purpose	2017	2016	2016 Revised
Housing, Planning, Community & Local Gov.	LPT Self-Funding	5,780,600	5,780,600	5,780,600
National Transport Authority	RTPI Maintenance	240,960	0	245,260
Transport Infrastructure Ireland	Irish Asset Pavement Guidelines	0	25,000	0
Total		6,021,560	5,805,600	6,025,860

Analysis of Local Authority Contributions

Local Authority Source	Purpose	2017	2016	2016 Revised
DLR	Traffic	288,795	235,000	287,750
Total		288,795	235,000	287,750

Analysis of Other Income

Other Income	2017	2016	2016 Revised
Area Office Contributions	0	0	310,000
Car Club Permit	150,000	60,000	130,000
Contribution from Capital	0	0	300,000
East Link Tolls and Refunds	3,854,224	821,800	4,094,295
HGV Permit 5 Axle	185,000	170,000	185,000
Licences For Street Furniture	500,000	500,000	500,000
Long Term Damages	14,000	579,170	562,900
Miscellaneous Income	103,000	86,500	145,742
Parking Meter Suspension	140,000	135,000	145,000
Positioning of Mobile Cranes / Hoists	220,000	220,000	220,000
Public Bodies	805,167	845,730	819,328
Road Closure (adverts)	275,000	240,000	550,000
Section 89 Licences / Hoarding	850,000	700,000	1,050,000
Skip Permits	85,000	84,000	85,000
T2 Administration Charges	1,000,000	1,000,000	1,000,000
Total	8,181,391	5,442,200	10,097,265

DIVISION C – WATER SERVICES

OBJECTIVE:

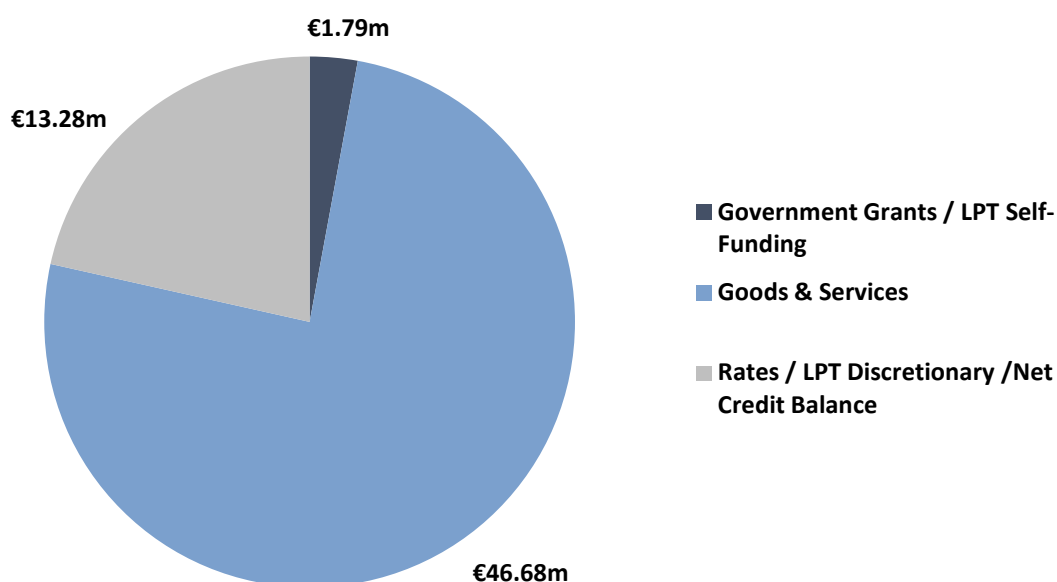
To provide an adequate supply of quality piped water for domestic and industrial users and to provide a safe and adequate system for the disposal of sewerage.

KEY INDICATORS (2015 YEAR-END ACTIVITY LEVEL):

Length of Water Pipes (km)	2,400
Daily Amount of Water Produced (litres)	365,000,000
Length of Sewers (km)	2,500
Licensed Discharges to Sewers & Water	280
Laboratory Tests	250,000
Number of Operatives (include. Tradesmen)	312
Number of Road Gullies Inspected & Cleaned	72,353

2017 EXPENDITURE BUDGET: €61,746,524

SOURCES OF FUNDING:



WATER SERVICES					
Expenditure by Service & Sub-Service		2017		2016	
		Adopted by Council	Estimated by Chief Executive	Adopted by Council	Estimated Outturn
Code		€	€	€	€
C0101	Water Plants & Networks	25,200,000	25,200,000	25,481,543	23,128,715
C0199	Service Support Costs	7,173,629	7,173,629	7,027,611	6,993,944
	Water Supply	32,373,629	32,373,629	32,509,154	30,122,659
C0201	Waste Plants & Networks	8,784,000	8,784,000	9,204,134	8,904,949
C0299	Service Support Costs	3,732,791	3,732,791	4,169,175	4,178,875
	Waste Water Treatment	12,516,791	12,516,791	13,373,309	13,083,824
C0301	Debt Management Water & Waste Water	0	0	534,806	505,783
C0399	Service Support Costs	0	0	245,867	250,389
	Collection of Water & Waste Water Charges	0	0	780,673	756,172
C0401	Operation & Maintenance of Public Conveniences	177,600	177,600	167,600	177,600
C0499	Service Support Costs	5,223	5,223	5,403	5,100
	Public Conveniences	182,823	182,823	173,003	182,700
C0701	Agency & Recoupable Services	2,602,124	2,602,124	2,663,627	2,463,046
C0799	Service Support Costs	1,003,330	1,003,330	1,006,010	1,009,652
	Agency & Recoupable Costs	3,605,454	3,605,454	3,669,637	3,472,698
C0801	Local Authority Water Services	625,953	625,953	629,204	653,318
C0802	Local Authority Sanitary Services	11,342,683	11,342,683	10,892,798	8,344,973
C0899	Service Support Costs	1,099,191	1,099,191	1,256,301	1,282,923
	Local Authority Water & Sanitary Services	13,067,827	13,067,827	12,778,303	10,281,214
	Service Division Total	61,746,524	61,746,524	63,284,079	57,899,267

WATER SERVICES				
Income by Source	2017		2016	
	Adopted by Council €	Estimated by Chief Executive €	Adopted by Council €	Estimated Outturn €
Government Grants				
Housing, Planning, Community & Local Government	1,791,448	1,791,448	1,817,320	1,769,830
Total Grants & Subsidies (a)	1,791,448	1,791,448	1,817,320	1,769,830
Goods & Services				
- Pension Contributions	1,205,312	1,205,312	1,288,210	1,261,420
- Licence & Repayable Works	72,612	72,612	65,000	97,612
- Local Authority Contributions	300,000	300,000	250,000	300,000
- Irish Water	45,085,574	45,085,574	46,707,124	43,860,312
- Other Income	14,126	14,126	5,000	14,622
Total Goods & Services (b)	46,677,624	46,677,624	48,315,334	45,533,966
Total Income c=(a+b)	48,469,072	48,469,072	50,132,654	47,303,796

DIVISION C – WATER SERVICES

C01 / C02 / C03 / C07: IRISH WATER

In December 2013, Dublin City Council entered into a Service Level Agreement with Irish Water to provide water and drainage services. DCC, in accordance with the SLA, will agree an Annual Service Plan for 2017 and will ensure that the obligations of DCC as set out in the SLA will be fully complied with, subject only to the necessary funding and resourcing of the DCC SLA unit by Irish Water.

C08: LOCAL AUTHORITY WATER & SANITARY SERVICES

In 2014, due to the establishment of Irish Water as the single Water Authority resulting in the SLA agreed between Irish Water and DCC, a new section called the Surface Water Maintenance Unit (SWMU) was established.

The SWMU comprises road drainage maintenance crews, mini-jet (pipeline cleaning) crews and a CCTV crew. The principle activity carried out by the Unit is road gully cleaning. There are approximately 55,000 gullies within the functional area of Dublin City Council. The SWMU aims to clean each gully at least once a year, with areas of the city that are prone to flooding being cleaned more frequently.

OBJECTIVES FOR 2017

- It is proposed to amalgamate the river screen maintenance crews into the SWMU in 2017. The intention is to have a single unit to maintain and clean, with regard to flood prevention, the existing road drainage (gully) system, inlet/outlet system of swales and rivers and racks, with individuals being interchangeable between maintenance activities.
- The focus for 2017 is to continue the maintenance of the road drainage (gully) system and to amalgamate the above mentioned crews under one supervision team, so as to optimise the efficiencies of all crews involved.

DIVISION C - WATER SERVICES
ADDITIONAL INCOME ANALYSIS

Analysis of Government Grant Income

Government Grant Source	Purpose	2017	2016	2016 Revised
Housing, Planning, Community & Local Gov.	Loan Charges Recoupment	1,791,448	1,817,320	1,769,830
Total		1,791,448	1,817,320	1,769,830

Analysis of Local Authority Contributions

Local Authority Source	Purpose	2017	2016	2016 Revised
DLR/Fingal/SDCC	Central Lab	300,000	250,000	300,000
Total		300,000	250,000	300,000

Analysis of Other Income

Other Income	2017	2016	2016 Revised
Miscellaneous	10,626	5,000	11,085
Rental Income	3,500	0	3,537
Total	14,126	5,000	14,622

DIVISION D – DEVELOPMENT MANAGEMENT

OBJECTIVE:

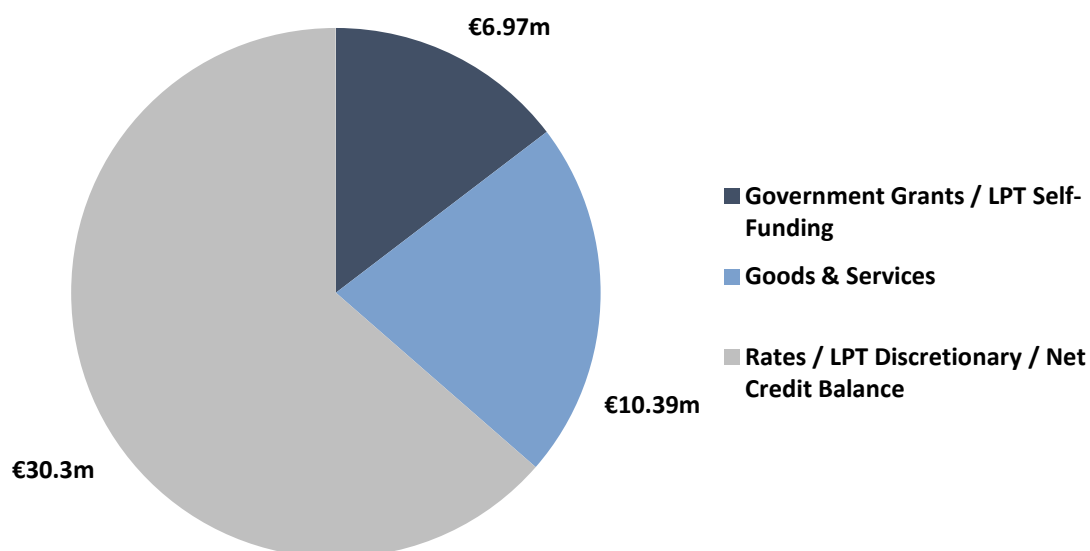
To facilitate and promote the planning and orderly development of a vibrant and unique urban identity for the City and to ensure the participation of the citizens in its sustainable, physical, economic, social and cultural development.

KEY INDICATORS (2015 YEAR-END ACTIVITY LEVEL):

Planning Applications – Domestic	1,363
Planning Applications – Commercial	1,366
Y2015 Income from Planning Applications Fees	€2,505,299
Average Decision Time (Weeks)	7.3
Enforcement Proceedings	22
Enforcement Notices	132
Commencement Notices and 7 day notices	1,100
Number of E.I.S Submissions	5

2017 EXPENDITURE BUDGET: €47,658,552

SOURCES OF FUNDING:



DEVELOPMENT MANAGEMENT					
Expenditure by Service & Sub-Service		2017		2016	
		Adopted by Council	Estimated by Chief Executive	Adopted by Council	Estimated Outturn
Code		€	€	€	€
D0101	Statutory Plans & Policy	3,630,077	3,630,077	3,498,984	3,341,078
D0199	Service Support Costs	2,328,632	2,328,632	1,500,392	1,602,358
	Forward Planning	5,958,709	5,958,709	4,999,376	4,943,436
D0201	Planning Control	4,390,933	4,390,933	4,189,010	4,071,242
D0299	Service Support Costs	2,703,928	2,703,928	2,245,527	2,289,265
	Development Management	7,094,861	7,094,861	6,434,537	6,360,507
D0301	Enforcement Costs	1,569,882	1,569,882	1,493,652	1,473,176
D0399	Service Support Costs	1,211,521	1,211,521	1,061,701	1,101,268
	Enforcement	2,781,403	2,781,403	2,555,353	2,574,444
D0401	Maintenance & Management of Industrial Sites	99,653	99,653	100,564	99,125
D0403	Management of & Contris to Other Commercial Facilities	6,497,569	6,497,569	5,993,180	5,933,474
D0404	General Development Promotional Work	2,219,000	1,979,000	1,720,000	1,955,600
D0499	Service Support Costs	2,321,078	2,321,078	1,633,873	1,680,135
	Industrial Sites & Commercial Facilities	11,137,300	10,897,300	9,447,617	9,668,334
D0501	Tourism Promotion	2,225,325	2,225,325	2,477,758	2,512,054
D0599	Service Support Costs	92,692	92,692	246,133	266,879
	Tourism Development & Promotion	2,318,017	2,318,017	2,723,891	2,778,933
D0601	General Community & Enterprise Expenses	1,101,856	1,101,856	905,699	910,132
D0603	Social Inclusion	5,849,323	5,849,323	5,788,048	5,944,997
D0699	Service Support Costs	865,228	865,228	748,192	797,089
	Community & Enterprise Function	7,816,407	7,816,407	7,441,939	7,652,218
D0801	Building Control Inspection Costs	1,120,302	1,120,302	1,158,541	1,002,025
D0899	Service Support Costs	507,712	507,712	408,783	411,905
	Building Control	1,628,014	1,628,014	1,567,324	1,413,930
D0902	EU Projects	5,628	5,628	75,289	58,109
D0903	Town Twinning	94,000	94,000	84,000	59,770
D0905	Ecomonic Development & Promotion	3,113,811	3,113,811	2,922,893	3,197,986
D0906	Local Enterprise Office	2,205,897	2,205,897	1,675,198	1,989,494
D0999	Service Support Costs	1,552,917	1,552,917	1,380,662	1,463,695
	Economic Development & Promotion	6,972,253	6,972,253	6,138,042	6,769,054
D1001	Property Management Costs	147,885	147,885	166,341	146,646
D1099	Service Support Costs	133,941	133,941	119,855	125,474
	Property Management	281,826	281,826	286,196	272,120
D1101	Heritage Services	395,140	395,140	365,666	399,542
D1102	Conservation Services	204,354	204,354	204,115	200,215
D1103	Conservation Grants	572,407	572,407	844,744	1,072,781
D1199	Service Support Costs	497,861	497,861	503,235	515,105
	Heritage & Conservation Services	1,669,762	1,669,762	1,917,760	2,187,643
	Service Division Total	47,658,552	47,418,552	43,512,035	44,620,619

DEVELOPMENT MANAGEMENT				
Income by Source	2017		2016	
	Adopted by Council	Estimated by Chief Executive	Adopted by Council	Estimated Outturn
	€	€	€	€
Government Grants				
Housing, Planning, Community & Local Government	5,474,016	5,474,016	5,447,016	5,804,016
Health	0	0	0	21,026
Justice & Equality	0	0	0	89,200
Enterprise Ireland	1,457,997	1,457,997	1,485,848	1,597,570
Other	42,000	42,000	182,200	620,709
Total Grants & Subsidies (a)	6,974,013	6,974,013	7,115,064	8,132,521
Goods & Services				
- Planning Fees	2,200,000	2,200,000	2,300,000	2,300,000
- Sale/leasing of other property/Industrial Sites	1,922,502	1,922,502	2,078,368	2,051,894
- Pension Contributions	562,479	562,479	483,079	473,033
- Local Authority Contributions	598,000	598,000	400,000	500,000
- Other Income	5,108,814	5,108,814	3,893,138	4,939,826
Total Goods & Services (b)	10,391,795	10,391,795	9,154,585	10,264,753
Total Income c=(a+b)	17,365,808	17,365,808	16,269,649	18,397,274

DIVISION D – DEVELOPMENT MANAGEMENT

D01: FORWARD PLANNING

The new City Development Plan 2016-2022 was approved by the City Council on 23rd September 2016 and came into effect on 21st October, 2016. The City Development Plan is based on a core strategy to deliver a more compact quality, green connected city with new and enhanced neighbourhoods supported by a prosperous and creative environment.

The population of the city has grown from 526,000 in 2011 to 553,000 in 2016 and the ambition is to provide the entire necessary social and physical infrastructure for further growth to 606,000 by 2022. To meet this demographic change and address the housing supply issue, the Housing Strategy requires between 4,200 units and 7,200 units per year to be built over the Plan period.

The new Plan identifies a number of Strategic Development and Regeneration Areas (SDRA's.), (eg Clongriffin-Belmaine, Docklands, Oscar Traynor Road and O'Devaney Gardens). The Plan also contains a specific chapter on climate change and new approaches in relation to conservation policy, height policy and Active Land Management.

OBJECTIVES FOR 2017

Resources will focus on the implementation of the 2016-2022 City Development Plan at corporate level. There is a strong emphasis on policies and actions to address the housing supply crisis, through for example the Housing Task Force and the Housing Land Initiative.

Objectives include:

- To prepare and complete Local Area Plans (LAP's) and Strategic Development Zones (SDZ's) schemes for strategic development and regeneration areas, including Ballymun, Poolbeg West SDZ and Park West/Cherry Orchard.
- To continue to implement approved LAP's/SDZ's such as Grangegorman (new 20,000 student DIT Campus), the North Lotts/Grand Canal Dock SDZ, Pelletstown and the North Fringe.
- To work with the Housing Department to advance the Housing Land Initiative in relation to key local authority sites.
- To promote the Living City Initiative on foot of the revised scheme announced in the November 2016 budget.
- To complete the Vacant Land Register for the whole city in order to bring vacant sites into beneficial use.
- To review all major industrial land banks in the city to ensure an appropriate balance between residential and accessible employment.

LOCAL AREA PLANS / STRATEGIC DEVELOPMENT ZONES / OTHER PLANS

The Dublin City Development Plan 2016 – 2022 sets the strategic context for the preparation of a number of Local Area Plans, Architectural Conservation Areas (ACA's) and other local planning initiatives. These plans facilitate the sustainable development of substantial brownfield sites and areas in need of regeneration.

The plans will involve extensive local consultation and the engagement of elected members. They also set out the desirable framework for future development and the promotion of economic, physical and social renewal through the development process.

OBJECTIVES FOR 2017

- To promote the core strategy and SDRA's outlined in the Development Plan by the preparation of the following Local Area Plans during the lifetime of the Plan;
 - Ballymun
 - Harolds Cross
 - Moore Street & Environs
 - Park West/Cherry Orchard/Poolbeg West
 - Stoneybatter Area
- The new Plan also provides for Local Environmental Improvement Plans (LEIP's), typically for Urban Villages.
- Implementation of Your City, Your Space; Dublin City Public Realm Strategy is an objective of the Dublin City Development Plan. As part of that, a number of location specific Public Realm Plans have been developed for the Grafton Street Quarter, Temple Bar, Dublin Docklands and in particular the City Centre Public Realm Masterplan. Projects have been identified and guidance developed, with a view to delivering a high quality, pedestrian friendly core allowing for social, cultural and recreational uses. The identified Projects are a priority for Dublin City Council and will be delivered through collaboration with public and private operators working in the Public Realm.
- The City Council is involved with the Housing Task Force set up by the Government in order to free-up sites for residential development.

D02: DEVELOPMENT MANAGEMENT

The Development Management Process refers to the planning application process, which can start with the holding of pre-application meetings and ends with the final decision of An Bord Pleanála in the event of an appeal.

Development Management operates within the framework of the Dublin City Development Plan and is guided by other plans, such as the Regional Planning Guidelines and Local Area Plans. In

performing this duty, Development Management seeks to harness the creative energies of the development community, civic bodies, architects and the public, to ensure that new developments, as well as refurbishment and regeneration, contribute to the unique physical character, economic well being and social and cultural vitality of Dublin City.

In essence, Development Management is the mechanism by which objectives at city and local area plan level are implemented.

OBJECTIVES FOR 2017

- The Development Management Section continues to promote the use of technology with the option of applying for planning permission online. Dublin City Council is leading the expansion of this service into the three other Dublin Local Authorities and will assist in the government objective of providing this service nationally.
- The Planning Department will continue to deliver a quality, responsive service to all parties involved in the development management process.
- To review the accessibility of our services and explore new technologies as a way to enable easier access to planning information and services.
- To promote greater use of e-planning and e-observations.

D03: ENFORCEMENT

The main objectives of the Planning Enforcement section are:

- To ensure that developments are carried out in compliance with the planning permission granted.
- To take appropriate enforcement action in cases where a development (including a material change of use) has been or is being carried out without permission or in breach of permission granted.
- To ensure the completion of housing development to a satisfactory standard with regard to water, drainage, roads, footpaths, open spaces, etc., where a taking in charge request has been received.

OBJECTIVES FOR 2017

To continue to provide a prompt and effective response to complaints received in relation to unauthorised development across the city.

D04: INDUSTRIAL SITES & COMMERCIAL FACILITIES

This section is involved in the marketing and disposal of mixed-use sites for development. It also involves the management of the City Council's own property portfolio. With improving market conditions this unit has successfully marketed a number of strategic vacant sites and will continue to do this throughout 2017.

OBJECTIVES FOR 2017

- The section will continue to seek out any opportunities that may arise, to strategically optimise the City Council's property portfolio.
- Improvements will continue to be made to short term vacant City Council sites/buildings in order to make them more aesthetically pleasing thereby improving the streetscape.

D05: TOURISM DEVELOPMENT & PROMOTION

In 2017, we will continue to work with tourism stakeholders in progressing the recommendations of the report "Destination Dublin – A Collective Strategy for Growth 2020", with the ultimate aim of repositioning the city and county as a destination and to secure its appeal to overseas visitors for the long term future.

A key part of that strategy will be the promotion of the second phase of the Grow Dublin Tourism Alliance's Brand and Marketing Campaign. This phase will seek to build on the success of the "Breath of Fresh Air" brand campaign, and to drive awareness to overseas markets, with emphasis on the UK market.

We will continue to support new ideas and initiatives which animate the public domain and attract both local and overseas visitors.

OBJECTIVES FOR 2017

The key tourism focused events that we are delivering with the relevant partners in 2017 are:

Bram Stoker Festival 2017

The Bram Stoker Festival is an initiative of Dublin City Council, which is delivered through a successful partnership with Fáilte Ireland. The festival seeks to programme innovative indoor and outdoor events across the city, with audiences of all ages encouraged to participate. 2017 will see the fifth year of the festival and we aim to greatly increase interest in the programme among national and overseas markets.

New and emerging events

It is intended to provide targeted support to new and emerging events and festivals in 2017. We will also continue to focus and develop successful established events, such as the St. Patrick's

Festival, New Years Festival Dublin, Tradfest, Musictown, Fringe Festival, City Spectacular and many others.

D06: COMMUNITY & ENTERPRISE FUNCTION

DUBLIN.IE

The dublin.ie unit supports three primary projects:

dublin.ie: This is a web portal for the city, promoting four key themes of living, working, learning and what's on. A major re-development was undertaken with the new site going live in March 2016. Newly commissioned articles are published on the site three times a week along with the best content on Dublin captured from sources that have entered agreements with the site team. An enhanced social media and digital marketing campaign drive traffic to the site.

Getting Started: ICT training for more than 3,000 residents of City Council Sheltered Housing Complexes. Training has been migrating from desktop computers to smartphones and tablets.

Community Maps: a web project to map amenities relevant to communities in the city.

OBJECTIVES FOR 2017

- dublin.ie: Having won the best government/local government site at the Web Awards in October 2016, the site aims to maintain the high standards in promoting the capital. It is a multi-agency project and will involve regular engagement with other local authorities and stakeholders in the region. High quality photographic and video imagery will be sourced in 2017.
- Getting Started: The 19 locations require equipment upgrades and that work will commence in early 2017. A review of the project is required to see if it continues to meet the original needs of the project
- Community Maps: continued support of the database with updates and amendments. A new design is required to function on mobile phones and tablets.

COMMUNITY DEVELOPMENT

SICAP

A budget of €5,367,016 has been allocated by the Department of Housing, Planning, Community and Local Government for SICAP in 2017. SICAP focuses on the most marginalised in Irish society.

The three goals of SICAP are focused on:

- Community Development
- Education and Training
- Employment

SICAP is focused on social inclusion through empowering communities to work collaboratively with relevant stakeholders using a broad range of supports and interventions facilitated through the programme.

It engages those most disadvantaged and excluded in our society and affords local flexibility to respond to local needs. There is a focus on youth and on interventions to address youth unemployment, for the harder to reach youth.

It is effectively contributing to citizen engagement in line with national policy and adds value to public services by ensuring it fills local gaps in provision and by preparing disadvantaged people to take up mainstream services.

D08: BUILDING CONTROL

The primary function and focus of the Building Control Division is the enforcement of the Building Regulations by inspecting new buildings under construction as well as existing buildings undergoing extension or alteration.

The Division also considers applications for Disability Access Certificates to ensure the built environment is continually improving in terms of access for all building users.

Other tasks involve monitoring safety of temporary structures, such as stages and grandstands, at licensed events and the enforcement of the European Union Construction Products Regulations.

OBJECTIVES FOR 2017

- Maintain the high level of inspection of new building projects.
- Move recording of site inspections to a fully online system to improve efficiency.
- Co-operate with national policy in the implementation of building regulations and building control regulations.
- Take a lead role in the national standardisation of construction site inspection procedures.
- Support the Planning Licensing Unit with licensed events.
- Engage effectively with internal and external stakeholders and with the wider public.

D09: ECONOMIC DEVELOPMENT & PROMOTION

The Economic Development function is located in the Local Enterprise Office. The creation of the Economic Development and Enterprise Strategic Policy Committee has created a new stimulus for a series of economic development projects and initiatives carried out in collaboration with a range of key organisations in both the public and private sectors, to enhance the conditions for strong economic activity across the City Region and to

increase Dublin's competitiveness as a globally connected city region.

OBJECTIVES FOR 2017

- Facilitating key economic development initiatives in the Dublin region.
- Ongoing promotion of Dublin in international publications, events and delegations.
- Support the work of the Economic Development and Enterprise SPC.
- Work with the SPC, the Local Community Development Committee (LCDC) and the Advisory group to deliver on the objectives and actions set out in the Dublin City Local Economic Development Plan 2016 – 2021.
- Liaison with the Planning Department on Economic development issues.
- Support the production of the Dublin Economic Monitor.
- Support the provision of additional Enterprise Space in the city.
- Carry out research on the strengths and weaknesses of inputs to the Start Up Eco System.
- Engage in a range of activity to support the economic development of Ballymun.
- Enhance the business climate for the SME's through supporting the work of Dublin Business Innovators Network, who provide enterprise space and access to funding.
- Strengthen the services provided by the Inner City Enterprise (ICE) through funding a mentoring programme.
- Promote Social Enterprise through hosting an award ceremony for grant winners.
- Assist in the delivery of the Dublin Regional Action Plan for Jobs.
- Assist in the delivery of an Enterprise Strategy for Dublin.
- Provide for the greening of the city.
- Assist in the roll out of new tourism initiatives.

INTERNATIONAL RELATIONS

International Relations facilitates and supports Dublin's connections with the world. It is focused on promoting Dublin as a location for inward investment, higher education/research, and tourism. Through targeted bi-lateral city to city relationships, and membership of targeted International associations, it ensures a Dublin voice at European policy tables and advances the interests of Dublin Business, Higher Education and NGOs.

The work of International Relations is also focused on helping City Council staff learn from International best practice so that service provision of City Council is constantly improved. It is the first point of contact for visiting delegations from other cities, organising and managing delegation programmes.

International Relations works with Dublin Convention Bureau (Failte Ireland) on attracting business conferences and events to Dublin. It

works also in collaboration with the Department of Foreign Affairs and Trade, IDA, Enterprise Ireland and Business Associations in organising and delivering overseas missions designed to develop economic, social and cultural links and projects.

OBJECTIVES FOR 2017

- Organise and deliver the bi-annual visit to Dublin's twin city of San José (CA)
- Advance and deepen the economic, social and cultural co-operation through specific projects with the UK, and in particular with London.
- Support Conference Bids and facilitate International Conference/Events in the City.
- Receive and manage city, business and Government delegations visiting Dublin.
- Provide policy advice to the Lord Mayor and City Council on international matters and deliver supports for effective Council-led participation in relevant and targeted international forums.
- Promote Dublin abroad with special emphasis on strengths around Innovation and Smart/Digital Initiatives.
- Review and where appropriate renew project-based work programmes with Sister Cities that Dublin is connected to.
- Identify and facilitate engagement in EU funding opportunities and maximise collaboration through transnational projects.

D10: PROPERTY MANAGEMENT

City Estate comprises approximately 2,550 leases, which currently generate an annual rental of €6M approximately.

OBJECTIVES FOR 2017

- Continue to create a manageable property portfolio with a higher rental yield from fewer but better managed properties by disposing of properties that are uneconomical to administer, particularly Domestic Ground Rents.
- Continue to identify unrecoverable bad debts for write-off purposes so that the balance on City Estate accurately reflects monies due.
- Proactive arrears management by early identification of accounts where arrears are beginning to accumulate and early intervention with tenant to ensure that arrears do not become unmanageable.
- Continue to identify and record all Council owned property on Oracle Property Manager.
- Continue digitisation of Finance Asset Register.
- Timely management of the rent review process to ensure that tenants do not become liable for back rent.

D11: HERITAGE & CONSERVATION SERVICES

CONSERVATION

The Conservation Office is responsible for the protection of the architectural heritage of the city. This work is carried out under the Planning and Development Act, 2000.

OBJECTIVES FOR 2017

- Protection of buildings and structures which are included in the Record of Protected Structures (RPS) and in Architectural Conservation Areas (ACA's).
- Preplanning meetings and reports on planning applications affecting protected structures.
- Designation of Architectural Conservation Areas.
- Overseeing & managing Conservation Grants Scheme.
- Living City Initiative: Promotion, implementation and certification.
- Manage the Building at Risk Register.

ARCHAEOLOGY

The City Archaeologist is responsible for the protection of the archaeological heritage of Dublin through development management. This work is carried out under the Planning and Development Acts, in accordance with the National Monuments Legislation and in consultation with the statutory authorities. The City Archaeologist promotes best practice in the archaeological profession and raises awareness of Dublin's rich archaeological heritage.

OBJECTIVES FOR 2017

- Meet the policies and objectives for archaeology in the Development Plan.
- Ensure best archaeological practice in development management in accordance with legislation in consultation with statutory authorities.
- Provide professional in-house Archaeological advice to Dublin City Council.
- Conservation of graveyards and other monuments in DCC care, in conjunction with Parks (eg St James's graveyard and St Canice's, Finglas).
- Continue to develop and promote the Dublin County archaeology GIS DCHP.
- Develop and disseminate well-researched new information about the archaeology of Dublin at a local, national and international level through lectures, conferences, social media, publications and partnership events.

HERITAGE

The role of the Heritage Office is to develop and manage the Dublin City Heritage Plan. It is co-funded annually by the Heritage Council.

OBJECTIVES FOR 2017

- Management of the Tenement Museum Dublin Project, 14 Henrietta Street: capital works project and creation of a new Dublin City museum.
- Dublin City Heritage Plan.
- Public engagement through dedicated programme for Heritage Week 2017.
- Establish bursary for academic research on architectural heritage in Dublin City.
- Conservation and repair to sections of the City Walls.
- Development of an Irish Walled Town Network (IWTN) Medieval Dublin festival weekend.
- Publication: Introduction to the Wide Street Commissioners, and continuation of the research project.
- Publication: More than Concrete Blocks: Dublin city's twentieth century buildings and their stories, Vol. II 1940-1973.
- Publication: Energy Efficiency in Dublin Historic Houses (DCC/Building Life Consultancy).
- Publication: Guidance Document and Survey of Dublin's Decorative Plasterwork.
- Continued development and expansion of the Dublin City and County Archaeological GIS Project including the Dublin City Industrial Heritage Record.
- Medieval Dublin DVD conversion and development as a web resource for post/primary schools in partnership with Dublinia.
- Continued implementation of existing Conservation Plans.

DIVISION D - DEVELOPMENT MANAGEMENT

ADDITIONAL INCOME ANALYSIS

Analysis of Government Grant Income

Government Grant Source	Purpose	2017	2016	2016 Revised
Housing, Planning, Community & Local Gov.	Community	35,000	0	12,000
Housing, Planning, Community & Local Gov.	Conservation	0	0	345,000
Housing, Planning, Community & Local Gov.	Heritage Grant	30,000	30,000	30,000
Housing, Planning, Community & Local Gov.	Public Participation Network	42,000	50,000	50,000
Housing, Planning, Community & Local Gov.	SICAP Funding	5,367,016	5,367,016	5,367,016
Health	Social Inclusion	0	0	21,026
Enterprise Ireland	Local Enterprise Offices	1,457,997	1,485,848	1,597,570
Justice & Equality	Integration	0	0	89,200
Other (EU Grant)	AT BRAND Project	0	0	431,607
Other (EU Grant)	Smart Dublin	42,000	45,000	81,500
Other (EU Grant)	URBACT/TURAS	0	67,200	37,602
Other (EU Grant)	Welcoming Cities	0	70,000	70,000
Total		6,974,013	7,115,064	8,132,521

Analysis of Local Authority Contributions

Local Authority Source	Purpose	2017	2016	2016 Revised
DLR/South Dublin	Valuation Fees	400,000	250,000	350,000
DLR/South Dublin/Fingal	Smart Dublin	198,000	150,000	150,000
Total		598,000	400,000	500,000

Analysis of Other Income

Other Income	2017	2016	2016 Revised
Bike Scheme	2,022,000	1,692,000	1,771,400
Building Control	807,600	601,500	847,600
Contribution from Capital	381,000	381,000	381,000
Local Enterprise Office	787,900	219,350	570,908
Miscellaneous	176,314	81,945	385,042
Planning Control	45,000	35,000	45,000
Planning Enforcement Charges	75,000	95,000	75,000
Public Bodies	160,000	20,000	173,184
Service Charge Recoupment	530,000	528,843	561,785
Sponsorship	50,000	24,500	48,907
Strategic Development Zones	74,000	214,000	80,000
Total	5,108,814	3,893,138	4,939,826

DIVISION E – ENVIRONMENTAL SERVICES

OBJECTIVE:

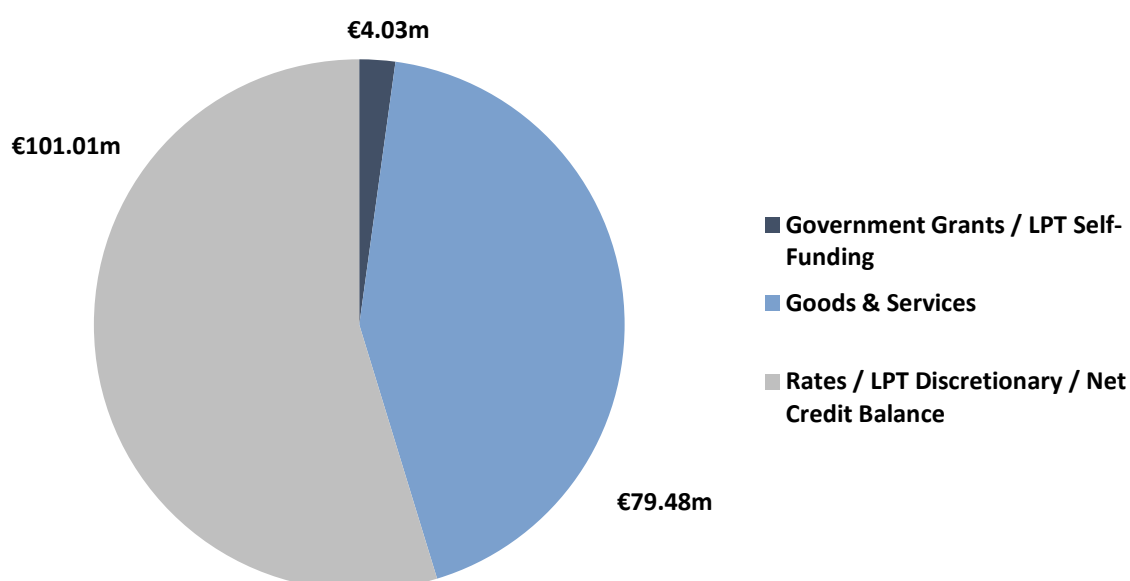
To ensure environmental conditions are conducive to health and amenity and to protect persons and property from fire and other hazards.

KEY INDICATORS (2015 YEAR-END ACTIVITY LEVEL):

Number of Operatives	458
Entries in City Neighbourhoods Competition	225
Glass Banks	101
Recycling Centres	2
Bring Centres	8
Number of Cemeteries	14
Number of Environmental Monitoring Locations	12
Fire & Ambulance calls received	115,204
Fire Service Staff	1,013

2017 EXPENDITURE BUDGET: €184,522,062

SOURCES OF FUNDING:



ENVIRONMENTAL SERVICES					
Expenditure by Service & Sub-Service		2017		2016	
		Adopted by Council	Estimated by Chief Executive	Adopted by Council	Estimated Outturn
Code		€	€	€	€
E0102	Contribution to other LA's - Landfill Facilities	1,727,404	1,727,404	1,780,000	1,544,765
E0103	Landfill Aftercare Costs	2,859,520	2,859,520	2,859,520	2,120,729
E0199	Service Support Costs	72,145	72,145	56,799	64,876
	Landfill Operation & Aftercare	4,659,069	4,659,069	4,696,319	3,730,370
E0201	Recycling Facilities Operations	1,536,108	1,536,108	1,861,604	1,862,916
E0202	Bring Centres Operations	1,257,564	1,257,564	883,279	1,125,411
E0299	Service Support Costs	754,772	754,772	586,412	637,262
	Recovery & Recycling Facilities Operations	3,548,444	3,548,444	3,331,295	3,625,589
E0403	Residual Waste Collection Services	1,132,661	1,132,661	1,522,042	1,160,866
E0499	Service Support Costs	697,207	697,207	617,288	708,505
	Provision of Waste Collection Services	1,829,868	1,829,868	2,139,330	1,869,371
E0501	Litter Warden Service	969,502	969,502	1,023,799	955,886
E0502	Litter Control Initiatives	922,588	922,588	695,156	760,275
E0503	Environmental Awareness Services	182,000	182,000	173,500	181,828
E0599	Service Support Costs	2,076,790	2,076,790	1,929,788	2,139,671
	Litter Management	4,150,880	4,150,880	3,822,243	4,037,660
E0601	Operation of Street Cleaning Service	29,442,544	29,155,044	30,532,259	29,274,665
E0602	Provision & Improvement of Litter Bins	300,000	300,000	40,000	42,611
E0699	Service Support Costs	9,190,073	9,190,073	9,087,358	9,080,483
	Street Cleaning	38,932,617	38,645,117	39,659,617	38,397,759
E0701	Monitoring of Waste Regs (incl Private Landfills)	2,313,118	2,313,118	2,198,711	2,249,047
E0702	Enforcement of Waste Regulations	775,633	775,633	831,561	762,265
E0799	Service Support Costs	996,115	996,115	1,184,411	1,233,261
	Waste Regulations, Monitoring & Enforcement	4,084,866	4,084,866	4,214,683	4,244,573
E0801	Waste Management Plan	820,987	820,987	517,926	823,154
E0899	Service Support Costs	65,422	65,422	67,894	70,955
	Waste Management Planning	886,409	886,409	585,820	894,109
E0901	Maintenance of Burial Grounds	5,000	5,000	10,067	18,419
	Maintenance of Burial Grounds	5,000	5,000	10,067	18,419
E1001	Operation Costs Civil Defence	1,211,000	1,211,000	1,018,000	1,440,000
E1002	Dangerous Buildings	837,595	837,595	819,250	833,213
E1003	Emergency Planning	120,000	120,000	139,000	126,000
E1004	Derelict Sites	485,405	485,405	807,842	598,395
E1005	Water Safety Operation	126,943	126,943	126,700	127,203
E1099	Service Support Costs	569,125	569,125	585,406	592,481
	Safety of Structures & Places	3,350,068	3,350,068	3,496,198	3,717,292

ENVIRONMENTAL SERVICES					
Expenditure by Service & Sub-Service		2017		2016	
		Adopted by Council	Estimated by Chief Executive	Adopted by Council	Estimated Outturn
Code		€	€	€	€
E1101	Operation of Fire Brigade Service	110,774,000	110,774,000	105,958,000	109,110,000
E1102	Provision of Buildings/Equipment	2,332,900	2,332,900	2,369,900	2,275,900
E1104	Operation of Ambulance Service	1,033,000	1,033,000	1,233,000	1,261,000
E1199	Service Support Costs	4,120,261	4,120,261	3,519,312	3,317,961
	Operation of Fire Service	118,260,161	118,260,161	113,080,212	115,964,861
E1202	Fire Prevention & Education	2,321,000	2,321,000	2,570,000	2,291,000
E1299	Service Support Costs	175,199	175,199	186,775	175,913
	Fire Prevention	2,496,199	2,496,199	2,756,775	2,466,913
E1302	Licensing & Monitoring of Air & Noise Quality	716,918	716,918	724,238	719,137
E1399	Service Support Costs	142,681	142,681	134,610	137,893
	Water Quality, Air & Noise Pollution	859,599	859,599	858,848	857,030
E1401	Agency & Recoupable Services	929,461	929,461	814,997	725,201
E1499	Service Support Costs	529,421	529,421	488,937	495,258
	Agency & Recoupable Services	1,458,882	1,458,882	1,303,934	1,220,459
	Service Division Total	184,522,062	184,234,562	179,955,341	181,044,405

ENVIRONMENTAL SERVICES				
Income by Source	2017		2016	
	Adopted by Council	Estimated by Chief Executive	Adopted by Council	Estimated Outturn
	€	€	€	€
Government Grants				
Housing, Planning, Community & Local Government	1,510,250	1,510,250	1,190,250	1,545,250
Transport Infrastructure Ireland	2,131,000	2,131,000	2,076,000	2,076,000
Defence	385,000	385,000	385,000	385,000
Total Grants & Subsidies (a)	4,026,250	4,026,250	3,651,250	4,006,250
Goods & Services				
- Civic Amenity Charges	354,000	354,000	212,000	354,000
- Fire Charges	2,250,000	2,250,000	1,650,000	2,280,000
- Pension Contributions	4,674,957	4,674,957	4,677,184	4,603,743
- Agency Services & Repayable Works	13,657,000	13,657,000	9,472,000	9,644,595
- Local Authority Contributions	54,386,520	54,386,520	53,761,325	54,733,383
- Other Income	4,153,600	4,153,600	4,009,800	5,487,957
Total Goods & Services (b)	79,476,077	79,476,077	73,782,309	77,103,678
Total Income c=(a+b)	83,502,327	83,502,327	77,433,559	81,109,928

DIVISION E – ENVIRONMENTAL SERVICES

WASTE MANAGEMENT SERVICES

The City's Waste Management strategy is based on:

- Prevention/minimisation of waste.
- Encouragement and support for re-use of waste materials.
- Recovery of waste for recycling.
- The safe disposal of residual waste.
- Continuous implementation of the polluter pays principle.

The main activities of Waste Management Services are:

- Street cleaning, including the provision of a Rapid Response Service.
- Litter Warden Service.
- Enforcement of Waste Management Regulations and Bye-Laws.
- Operation of a Waste Regulatory Unit.
- Operation of the National Transfrontier Shipment of Waste Office (NTFSO).
- Graffiti & Chewing Gum removal.
- Co-ordination of Halloween actions programme.
- Supporting Community Environment Initiatives.
- Litter Education & Environmental Awareness programme.
- City Neighbourhood Awards scheme.
- Pride of Place Awards.

The main Recycling Operations are as follows:

- 2 Recycling Centres.
- 8 Community Bring Centres.
- 84 Glass Banks.
- Green Schools Programme.
- LA21 Partnership.
- Environmental Awareness Support Unit in place.
- Removal of abandoned cars.

E01: LANDFILL OPERATION & AFTERCARE

The expenditure budget relates to landfill aftercare costs & existing loan charges.

E02: RECOVERY & RECYCLING FACILITIES OPERATION

This relates to the costs of operating the glass bottle bank network, community bring centres (5 of which accept green waste), as well as the 2 recycling centres which are located at Ringsend and North Strand.

OBJECTIVES FOR 2017

To ensure that a value for money service is delivered in all aspects of recycling.

E04: PROVISION OF WASTE COLLECTION SERVICES

This relates to the provision of a new bulky household waste collection service to the public via the customer service centre.

E05: LITTER MANAGEMENT

OBJECTIVES FOR 2017

- Continue implementation of the new Litter Management Plan for 2016 - 2018.
- Continue initiatives to combat the issue of dog fouling.
- Continued enforcement of Litter Pollution Acts.
- Implementation of the Bye Laws for the Storage, Presentation and Collection of Household and Commercial Waste.
- Continued enforcement of the Bye-laws for the Prevention and Control of Litter.
- Develop an awareness campaign to combat the issue of cigarette litter.

E06: STREET CLEANING

OBJECTIVES FOR 2017

- Ongoing transformation agenda for a more sustainable Waste Management Service for the next 5 years.
- Ongoing review of fleet operations.
- Focus on continued improvements in Irish Business Against Litter (IBAL) and National Litter Pollution Monitoring System (NLPMS) survey results, specifically in relation to the issue of illegal dumping.
- Utilisation of GPS on fleet to analyse route information.
- Improved power washing of urban villages and key locations.
- Introduce Quick Response (QR) codes on bins for use by members of the public to report issues.
- Continue to implement trials of smart systems in the area of street cleaning.
- Overall objective is to set a high standard of street cleaning and get best value for money for service.

E07: WASTE REGULATIONS, MONITORING & ENFORCEMENT

The National Transfrontier Shipment Office (NTFSO) was established by Dublin City Council (DCC) in 2007 to ensure compliance with the European Waste Shipment Regulation (EWSR). In the Republic of Ireland the Waste Management (Shipments of Waste) Regulations 2007 (WSR) gives effect to the EWSR. DCC is the designated Competent Authority for all wastes imported, exported or transiting the Republic of Ireland.

DCC has also been designated as the national Competent Authority for the implementation of The European Communities (Shipments of Hazardous Waste Exclusively within Ireland) Regulations 2011. The NTFSO is also the national representative at the European Union (EU) Network for the Implementation and Enforcement of Environmental Legislation (IMPEL).

DCC was also nominated in October 2015 as the Waste Enforcement Regional Lead Authority (WERLA) for the Eastern Midlands Region. This is an enforcement and assistance coordinating role financially supported by the Department of Communications, Climate Action and Environment (DCCAE).

OBJECTIVES FOR 2017

- To regulate, monitor and control the shipment of all wastes (both hazardous and non hazardous) transiting, exported from or imported to the country.
- To continue to liaise with other Local Authorities, the Environment Protection Agency, the National Waste Collection Permit Office, An Garda Síochána, Customs and Revenue, Department of Social Protection, the Road Safety Authority, the Health & Safety Authority and other enforcement and Regulatory Bodies to prevent illegal waste activity and to protect the environment and human health.
- To deliver effective, proportionate and dissuasive actions against unauthorised operators and activities through the use of our legislative powers.
- To prevent illegal waste activity by taking a systematic and consistent approach to enforcement against illegal waste activities.
- The prevention of cross border illegal disposal of waste.
- To ensure that enforcement actions by L.A.'s across the region address the National Priorities as set out by the DCCAE.
- To report on activities and performance targets to the DCCAE.

E08: WASTE MANAGEMENT PLANNING

OBJECTIVES FOR 2017

- Complete and publish Annual Waste Report on the activities of the Regional Office and progress towards achievement of Regional Waste Plan targets and objectives.
- Continued operation of the Regional Office to co-ordinate the implementation phase of Eastern and Midlands Regional Waste Management Plan.

E10: SAFETY OF STRUCTURE & PLACES

The Dangerous Buildings Section is included under this heading. This Section has a Statutory Duty to act under the Local Government (Sanitary Services) Act 1964 as follows:

- Identify lands or buildings that are a danger to people.
- Inspect and act on reports of potentially dangerous lands or buildings.
- Instruct building owners (by way of DB notices) to secure buildings or lands deemed dangerous.

Civil Defence provides in each area of the city, well trained and efficient teams to meet emergencies arising in the community and to carry out statutory obligations as laid down by the Department of Defence.

Derelict Sites includes the cost of cleaning up / fencing off sites. Successful enforcement procedures have had effective visible results.

E11: OPERATION OF FIRE SERVICE

Dublin Fire Brigade provides fire, ambulance, emergency and rescue services throughout the Dublin City and County Region. The service operates from 12 full time and 2 retained stations, employing over 1,000 staff.

All full time fire-fighters are fully trained paramedics with retained personnel trained to First Response Level.

The costs are shared between the four Dublin Local Authorities on the basis of commercial valuation, population and numbers of householders.

OBJECTIVES FOR 2017

- The completion of the recruitment and promotion processes to bring staffing up to the agreed levels.

- Implementation of the learning and development management systems, LearnPro and PDRpro.
- Continuation of reform projects under the Haddington Road / Lansdowne Road Agreements.
- Continue to build on the social media achievements in 2016 and the raising of public awareness of fire safety issues.

E12: FIRE PROTECTION

The Fire Prevention Section provides Building Control and Fire Certification and carries out a range of On-Site Inspections on Commercial and Multi-Occupancy Premises.

E13: WATER QUALITY, AIR AND NOISE POLLUTION

Dublin City Council monitors and controls Air, Noise and Water Pollution in accordance with EU Regulations.

OBJECTIVES FOR 2017

- Maintain ISO 9001 – 2008 accreditation for air quality monitoring.
- Continue engagement with rail operators to build on improvements made on acoustic management of rail systems construction and operations.

DIVISION E - ENVIRONMENTAL SERVICES

ADDITIONAL INCOME ANALYSIS

Analysis of Government Grant Income

Government Grant Source	Purpose	2017	2016	2016 Revised
Defence	Civil Defence	385,000	385,000	385,000
Housing, Planning, Community & Local Gov.	Civic Amenity	0	0	53,000
Housing, Planning, Community & Local Gov.	Enforcement	1,002,000	982,000	984,000
Housing, Planning, Community & Local Gov.	Litter Awareness Campaign	56,000	56,000	56,000
Housing, Planning, Community & Local Gov.	Local Agenda 21	29,250	29,250	29,250
Housing, Planning, Community & Local Gov.	Regional Waste Enforcement (WERLA)	300,000	0	300,000
Housing, Planning, Community & Local Gov.	Repatriation of Waste and Major Emergencies	123,000	123,000	123,000
Transport Infrastructure Ireland	Port Tunnel	2,131,000	2,076,000	2,076,000
Total		4,026,250	3,651,250	4,006,250

Analysis of Local Authority Contributions

Local Authority Source	Purpose	2017	2016	2016 Revised
DLR / SDCC	Waste Disposal Charges Re: Landfill Contract	0	95,000	0
DLR / SDCC / Fingal	Air Quality Monitoring	13,200	13,200	13,200
DLR / SDCC / Fingal	CAMP	1,411,000	1,398,000	1,398,000
DLR / SDCC / Fingal	Civil Defence	429,500	327,000	529,500
DLR / SDCC / Fingal	Enforcement	43,000	0	42,602
DLR / SDCC / Fingal	Fire Service	52,177,220	51,615,525	52,432,422
EMR/Limerick/Mayo	Waste Management Plan	312,600	312,600	317,659
Total		54,386,520	53,761,325	54,733,383

Analysis of Other Income

Other Income	2017	2016	2016 Revised
Derelict Sites Levy	125,000	125,000	150,000
Enforcement of Waste Regulations	2,670,000	2,570,000	2,670,000
Fire Courses	250,000	250,000	225,000
FSC, Reports, Insurance, Petrol, Licences	68,000	68,000	134,000
Litter Fines	93,000	100,000	93,000
Miscellaneous	247,600	172,800	1,486,919
Recycling Services	350,000	414,000	371,000
Regulation of Waste Licences	80,000	40,000	81,038
Rental Income	270,000	270,000	277,000
Total	4,153,600	4,009,800	5,487,957

DIVISION F – CULTURE, RECREATION & AMENITY

OBJECTIVE:

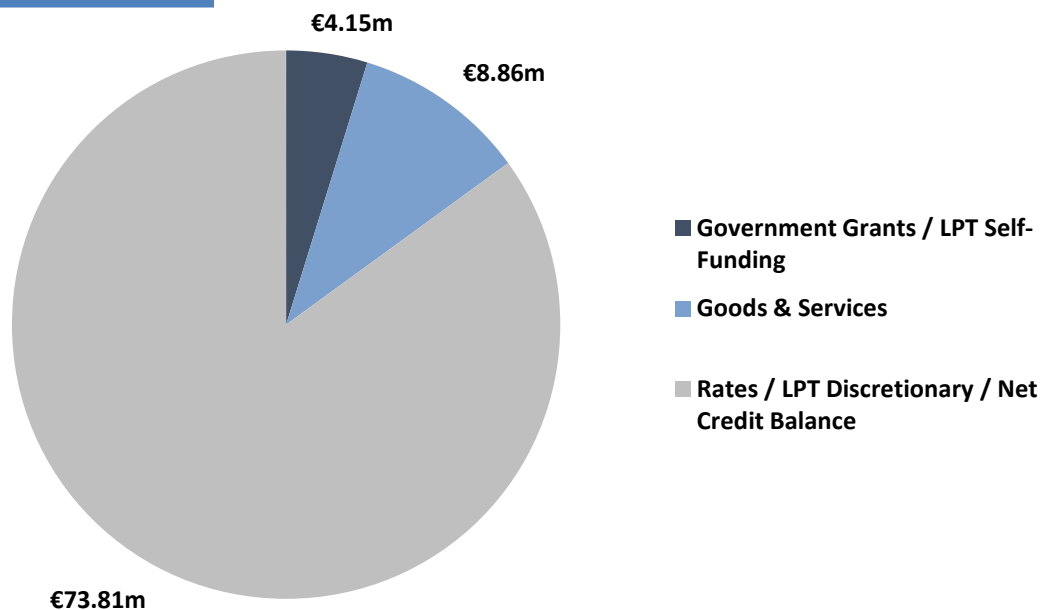
To provide opportunities for better use of leisure by providing recreational facilities.

KEY INDICATORS (2015 YEAR-END ACTIVITY LEVEL):

Area of Parks and Open Spaces (Hectares)	1,267
Playing Pitches – G.A.A / Soccer / Rugby	60 / 153 / 2
All Weather Pitches (Including MUGA's)	63
Disposal of litter/waste from Parks & Open Spaces (tonnes)	2,000
Green Flag Parks	2
Stand Alone Swimming Pools	3
Leisure Centres	5
Courts - Basketball / Tennis	15 / 89
Courses - Golf / Pitch & Putt	2 / 4
Playgrounds	54
Public Library Service Points (City)	
• Premises	22
• Mobile Stops	31
• Prison Libraries	9
Library Membership (Active Borrowers)	
• Active 3 years	163,734
• Active 1 year	90,668
Library Visits	
• Full Time Libs	2,597,982
• Mobiles	21,894
Virtual Library Visits	797,708
Items Loaned	2,379,655
Public Internet Access Sessions Availed of	544,657
Dublin City Gallery Attendance	175,522
City Hall Exhibition Attendance	21,000
Civil Ceremonies	94
Events held in City Hall	64

2017 EXPENDITURE BUDGET: €86,815,743

SOURCES OF FUNDING:



CULTURE, RECREATION & AMENITY					
Expenditure by Service & Sub-Service		2017		2016	
		Adopted by Council	Estimated by Chief Executive	Adopted by Council	Estimated Outturn
Code		€	€	€	€
F0101	Leisure Facilities Operations	8,193,536	8,193,536	7,812,290	7,827,116
F0103	Contribution to External Bodies Leisure Facilities	60,000	60,000	60,000	60,000
F0199	Service Support Costs	2,869,707	2,869,707	2,433,534	2,489,725
	Leisure Facilities Operations	11,123,243	11,123,243	10,305,824	10,376,841
F0201	Library Service Operations	15,560,537	15,560,537	15,542,630	15,301,119
F0202	Archive Service	253,884	253,884	213,826	229,784
F0203	Maintenance of Library Buildings	45,000	45,000	50,000	50,000
F0204	Purchase of Books, CD's etc.	1,659,495	1,659,495	1,582,836	1,588,836
F0205	Contributions to Library Organisations	96,500	96,500	86,500	181,039
F0299	Service Support Costs	6,847,822	6,847,822	6,519,307	6,518,714
	Operation of Library & Archival Service	24,463,238	24,463,238	23,995,099	23,869,492
F0301	Parks, Pitches & Open Spaces	17,818,817	17,818,817	17,293,731	17,372,756
F0302	Playgrounds	550,000	550,000	550,000	550,000
F0303	Beaches	140,000	140,000	140,000	140,000
F0399	Service Support Costs	4,694,023	4,694,023	4,506,530	4,411,704
	Outdoor Leisure Areas Operations	23,202,840	23,202,840	22,490,261	22,474,460
F0401	Community Grants	1,048,500	1,048,500	1,048,500	1,095,000
F0402	Operation of Sports Hall/Stadium	4,176,233	4,176,233	3,926,465	3,976,239
F0403	Community Facilities	2,283,030	2,283,030	2,462,506	2,322,491
F0404	Recreational Development	4,774,444	4,774,444	4,642,032	4,681,885
F0499	Service Support Costs	4,405,169	4,405,169	3,881,970	4,062,504
	Community Sport & Recreational Development	16,687,376	16,687,376	15,961,473	16,138,119
F0501	Administration of the Arts Programme	5,698,194	5,698,194	5,309,979	5,599,114
F0502	Contributions to other Bodies Arts Programme	550,000	550,000	550,000	550,000
F0504	Heritage/Interpretive Facilities Operations	522,365	522,365	80,328	383,485
F0505	Festivals & Events	2,768,691	2,551,191	2,592,051	3,384,997
F0599	Service Support Costs	1,799,796	1,799,796	1,559,899	1,556,532
	Operation of Arts Programme	11,339,046	11,121,546	10,092,257	11,474,128
	Service Division Total	86,815,743	86,598,243	82,844,914	84,333,040

CULTURE, RECREATION & AMENITY				
Income by Source	2017		2016	
	Adopted by Council	Estimated by Chief Executive	Adopted by Council	Estimated Outturn
	€	€	€	€
Government Grants				
Housing, Planning, Community & Local Government	1,700,000	1,700,000	2,000,000	1,807,000
Transport, Tourism & Sport	383,820	383,820	339,500	432,507
Justice & Equality	156,309	156,309	160,391	158,988
Health	70,000	70,000	65,000	70,000
Children & Youth Affairs	1,516,438	1,516,438	1,411,328	1,516,438
Other	325,400	325,400	285,963	391,146
Total Grants & Subsidies (a)	4,151,967	4,151,967	4,262,182	4,376,079
Goods & Services				
- Library Fees/Fines	171,274	171,274	223,500	267,697
- Recreation/Amenity/Culture	5,521,075	5,521,075	5,234,105	4,841,809
- Pension Contributions	1,607,082	1,607,082	1,529,750	1,497,937
- Agency Services & Repayable Works	13,000	13,000	7,500	96,390
- Local Authority Contributions	60,000	60,000	60,000	88,079
- Other Income	1,488,728	1,488,728	1,327,307	1,750,387
Total Goods & Services (b)	8,861,159	8,861,159	8,382,162	8,542,299
Total Income c=(a+b)	13,013,126	13,013,126	12,644,344	12,918,378

DIVISION F – CULTURE, RECREATION & AMENITY

F01: LEISURE FACILITIES OPERATIONS

The proposed budget for 2017 will allow for the continued operation by direct management through Dublin City Council of the Sports and Fitness centres in Ballyfermot, Ballymun, Finglas, Markievicz and by Dublin City Sports and Leisure Services Ltd of the Swan Leisure Centre in Rathmines. The opening hours and the service level of the operations will continue as in 2016, with renewed emphasis on encouraging new visitors, increasing usage and income.

As part of our ongoing marketing strategy we will continue to increase the number of classes and programmes available to our customers and to provide new programmes where there is demand. The increase in the numbers attending children's swimming classes continues to grow.

The proposed budget also provides for the ongoing operation of the three stand-alone swimming pools at Crumlin, Sean McDermott Street and Coolock.

OBJECTIVES FOR 2017

- The objective for 2017 is to maintain our marketing campaigns and to grow the number of visitors to the facilities to ensure that the facilities are well used and that income will continue to grow. This will also involve the provision of new and additional programmes to meet demand.
- The programme of upgrading / refurbishment works in our facilities will continue in 2017. The delay in completing the refurbishment works due to unforeseen problems in Markievicz Sports and Fitness centre has been resolved and the centre will be fully operational from January 2017. A significant marketing campaign will take place to ensure that all our existing customers and new customers will sign up to avail of the newly refurbished facility.
- The works proposed under the new energy performance contract in the Sports and Fitness centres (Markievicz, Ballymun, Finglas) will be completed in 2016 and the new energy management system will provide for a more efficient use of energy and reduce costs in 2017.

F02: OPERATION OF LIBRARY & ARCHIVAL SERVICE

OBJECTIVES FOR 2017

OPERATION OF LIBRARIES

In 2017, we will continue to prioritise sustained 6 day public opening hours to support growing client needs, responding to increasing uptake across all service points in 2016.

We will continue to purchase and make available diverse resources for citizens to enable them to maximise their potential, to participate in decision-making, to access education and to contribute to the cultural life of the city. €1,659,495 has been provided for acquisitions in 2017, which equates to €3 for every citizen, an increase from last year due to rise in population in census 2016. Acquisitions will build on eResources first introduced in 2016.

DCC operates the Prison Library Service on an agency basis: we have budgeted for income of €156,309 from the Irish Prison Service as a contribution to the costs of this service.

NEW CITY LIBRARY

Stakeholder engagement and consultation will continue in 2017. The project team will work closely with the Dublin City Gallery The Hugh Lane team to explore opportunities and potential synergies. The library team and the larger project Culture Group will continue to plan for the new library and facilities with a particular focus on the user experience. Site investigation works will be undertaken with a view to informing the main project contract. The project will be brought to planning in 2017.

KEVIN STREET LIBRARY

In 2017, the extensive refurbishment project for Kevin Street library will be completed, having been delayed during 2016. The library will re-open in the autumn.

NEW LIBRARY MANAGEMENT SYSTEM (LMS)

DCC, in association with the LGMA, is leading the implementation and management of a new national LMS, which began on a phased basis in 2015 and is due to be completed in 2017. In 2017, we will recoup income of approximately €100,000 for our project management of this service.

THE LITERARY CITY

In 2017 we will continue to lead, promote and develop Dublin as a city of literature through the UNESCO Dublin City of Literature programme and festivals such as Dublin One City One Book. The choice for the 12th Dublin: One City, One Book is Echoland by Joe Joyce, published by Liberties Press and set during the Emergency in Dublin 1940. Partners across many organisations in the city have been identified and approached to collaborate in hosting events for the festival programme in April 2017.

The sixth Citywide Reading Campaign for Children will take place from January to March 2017. The aim of the campaign is to promote reading for pleasure among children, with events being held in libraries throughout the campaign and as part of the Big Day Out in Merrion Square during the St. Patrick's Day Festival. The book chosen for 2017

is *Knights of the Borrowed Dark* by Dave Rudden, published by Puffin.

Words on the Street – European Literature Night will take place around the Parnell Square Cultural Quarter on May 18th 2017, with reading of literature from twelve countries.

Letters Live – an event where remarkable letters of historical / social interest are read by a diverse array of performers.

Dublin City Council will continue in its sponsorship and running of the International Dublin Literary Award acknowledging its role in affirming Dublin as a contemporary creative city, a “City of Words”.

PROGRAMMING

Programme Review: The main objective for 2017 is to carry out a review of all aspects of our events programming with a view to ensuring the programme remains relevant to our users.

History: Identifying with the rich history and heritage of our city is popular with Dublin City audiences. The library community network is a focus for the celebration of local and national culture and creativity.

In August, we will host a number of events for Heritage Week. The 2017 Dublin History Festival will take place in September and October.

Commemorations: We will also have a varied programme of activities for the Decade of Commemorations, including a range of history-based activities and initiatives, designed to deepen and broaden our understanding of the period between 1912 and 1922.

Other events: Events will take place throughout the year as part of campaigns and festivals, such as: Seachtain na Gaeilge; Bealtaine; Culture Night; Children's Book Festival and Science Week.

EXHIBITIONS

Exhibition display systems will be upgraded in a number of branch libraries in 2017 – Walkinstown; Raheny; Ballymun; Finglas and Coolock.

Jonathan Swift and Dublin: As part of the Swift 350 commemorations, Dublin City Library & Archive will commission an exhibition relating to Jonathan Swift's life and work in Dublin. The exhibition will be made of printed panels and objects relating to Swift displayed in glass cases.

W&R Jacob & Co.: A major new exhibition, based on the archives of W&R Jacob & Co. will be launched in the second half of 2017. It will trace the evolution of Jacob's biscuits and their iconic place in Dublin's history. A new book by Las Fallon on Dublin Fire Brigade and the 1916 Rising will be published by Dublin City Council.

F03: OUTDOOR LEISURE AREA OPERATIONS

PARKS SERVICES

OBJECTIVES FOR 2017

- The budget for the Parks Service will provide for continuing the high standard of maintenance and presentation of parks, open space, 54 playgrounds, park recreational facilities, beaches, civic and floral decoration. Up to 2,000 tons of litter/waste will be disposed of in the process.
- Ongoing efficiencies will be achieved by the efforts of a flexible workforce and economies achieved through tendering.
- The Green Flag status of St Annes Park, Poppintree Park, Bushy Park, Markievicz Park, Blessington Street Basin will be maintained and applications will be made for other City Parks.
- Parks improvements will again be programmed to address the needs of communities as highlighted by elected representatives. Sports and recreational infrastructure in parks (part funded by sports capital grants) will also be improved.
- The Parks will continue to host an expanding range of events, markets and activities including the City of Dublin Rose Festival at St Anne's Park, which is the largest annual event organised by the City Council.
- The Red Stables at St Anne's Park will continue as a venue for arts activities, exhibitions, music and other public events.
- Support will continue for the UNESCO Dublin Bay Biosphere partnership and the Dublin Mountains Partnership.
- A Parks and Open Space Strategy will be published which will identify priorities for Parks Services into the future in relation to urban parks, recreational facilities, built heritage and visitor facilities. Actions from the City Tree Strategy and the Biodiversity Action Plan will be implemented in 2017.
- Parks Services will continue to support local community and interest groups, Tidy Towns and schools in the upkeep and presentation of local areas and villages.
- The Parks Team will continue to contribute landscape design, natural science, arboriculture and horticultural expertise to public realm and other corporate projects and policy development in the City.

F04: COMMUNITY, SPORT & RECREATIONAL DEVELOPMENT

COMMUNITY GRANTS

This section deals with the allocation of grants to community groups and organisations to enable them to develop miscellaneous community projects and activities throughout the city.

OBJECTIVES FOR 2017

It is intended to bring recommended grants to the March 2017 City Council meeting. The tender for the corporate grants system has been awarded and will be operational by the end of April 2017. This system will facilitate on line applications for DCC grants, earlier payout of the grants to the community groups, and enhanced reporting capabilities.

OPERATION OF SPORTS HALLS/STADIUM

The proposed budget for 2017 provides for the operation of the following City Council owned and managed sports facilities:

- John Paul Park, Cabra
- St. Catherine's, Marrowbone Lane
- Ballybough Community Centre
- Poppintree, Ballymun
- Glin Road, Coolock
- Aughrim Street, Stoneybatter
- Irishtown Stadium
- Municipal Rowing Club
- Clontarf all weather pitches

It also provides for the continued management and staffing of two City of Dublin Education and Training Board (CDETb) owned sports halls at Clogher Road and Inchicore and a community managed sports hall at Gloucester Street.

OBJECTIVES FOR 2017

- The objective for 2017 is to continue to provide the same level of service and opening hours for all the facilities and to increase the number of visitors.
- The construction of the new gym in the Ballybough centre which opened in 2016, alongside its recently resurfaced all weather facility, will ensure that the centre will offer the local community a new and enhanced service in 2017, and will increase visitor levels to the centre.
- The new running track in Irishtown stadium came back into full operation in 2016 and the 6 small sized and the full size all weather pitches have been resurfaced and enhanced in 2016. These will ensure that there will be a significantly better service to the local community and other visitors in 2017.
- The recently refurbished area for a boxing facility in St. Catherine's in Marrowbone Lane will be opened in 2017 and will provide a vital new service to the young people in the area.
- It is intended to review the use of Aughrim Street Hall with a view to extending the facility to ensure that the resident boxing club can continue to provide opportunities to address the growing demand for its services. The refurbishment of the gym in Glin Road Community Hall will also be completed in 2017. The ongoing upgrade of facilities will continue in 2017, with particular attention paid to reducing energy usage.

- General attendance continues to be high in all the facilities, with most peak hours booked. The objective in 2017 is to increase usage (particularly in non-peak times) and to grow income.

COMMUNITY FACILITIES

There are 13 community facilities under this budget:

- Laurence O'Toole
- Hardwicke St
- Blackhall/St. Pauls
- East Wall
- Pearse St
- Georges Place
- Cherry Orchard
- Donore Avenue
- Dominick St
- Bluebell
- Kilmore
- Darndal
- Ventry

The management of these facilities is under the remit of the Sports and Recreation Services.

OBJECTIVES FOR 2017

- All centres will continue to provide the best service possible within the available resources. The aim will be to improve centre usage and income and to improve current programmes and projects.
- The centres will continue to develop new projects and programmes throughout 2017 to encourage greater usage by the local communities.
- It is intended to continue to partner and support ongoing projects such as the Cherry Orchard Mid Summer Festival, Independence Day Celebration in East Wall and the Common Ground Project in partnership with Orlando City, Florida.
- The centres will continue to promote and partner with local community groups and offer seasonal community projects such as Summer Projects, Halloween Projects and Christmas events.
- Investment in physical improvements will be made where practicable and targeted to improve the standard of the buildings.
- The centres will continue to develop and promote new energy management programmes, which has begun in the Kilmore West Recreation Centre, with the intention of reducing energy costs across the service. This includes reduction in electricity, gas and the insulation of older buildings.

BALLYMUN SOCIAL REGENERATION PROGRAMME

€1.7m funding from the Department of Housing, Planning, Community and Local Government will be used to support Ballymun projects under the following thematic headings:

- Child Development and Family Support
- Environment
- Recreation and Sport
- Education, Lifelong Learning and Training
- Health and Wellbeing
- Community Safety
- Arts and Culture

SPORTS & RECREATION

Dublin City Council's Sport and Recreation Section supports, manages and delivers a wide range of sport and recreational programmes and services in the City annually through its facilities and the Dublin City Sport and Wellbeing Partnership.

Currently there are 18 Sports Officers assigned to deliver sport and recreational programmes at local and citywide levels. Their role is to plan, organise and implement sustainable, high quality sport and physical activity programmes for people of all ages and backgrounds. This includes older adults, people with disabilities, young children, women and girls, youth at risk and new communities. The Sport & Recreation Section budget for 2017 will continue to support the wide variety of programmes and services on offer.

Dublin City Council also co-funds 20 Sport Officers across 4 National Governing Bodies:

The 9 'Football in the Community Development Officers' are funded in conjunction with the F.A.I and Department of Children and Youth Affairs. Using soccer as a tool, they engage with local communities, delivering programmes and training courses to all ages and abilities.

The 5 'Boxing in the Community Development Officers' are funded in conjunction with the I.A.B.A and Department of Children and Youth Affairs. The Bronze, Silver and Gold Start Box programme continues to be hugely successful and is rolled out in schools and youth centres across the city.

The 4 'Rugby in the Community Officers' are funded in conjunction with Leinster Rugby and focus in communities where rugby is non-traditional. The number of children engaging and schools participating in this programme continues to grow.

The 'Cricket in the Community Officer' is funded in conjunction with Leinster Cricket. The aim of this programme is to bring the game to a wider audience with a particular emphasis on schools.

The 'Rowing Development Officer' is funded in conjunction with Rowing Ireland and rolls out the Get Going Get Rowing initiative that is also supported by Sport Ireland's Women in Sport Programme and targeted at teenage girls.

OBJECTIVES FOR 2017

- The main objective for 2017 is the implementation of the Dublin City Sport and Wellbeing Partnership strategy. As part of this, Dublin City Council will endeavour to continue

to increase the number of participants in our programmes and initiatives. We will also continue to raise awareness around wellbeing in all our communities by promoting sport and inspiring people to choose healthy and active life styles.

- A special project for the Partnership in 2017 is the Women's Rugby World Cup. The pool stages of the tournament will be hosted in Dublin. The event will be utilised to raise the profile of Dublin City as a great host for international sporting events. It will also be used as a platform to roll out legacy initiatives aimed at women and girls to increase their participation in sport and physical activity.

F05: OPERATION OF ARTS PROGRAMME

HUGH LANE GALLERY

OBJECTIVES FOR 2017

- In 2017, the gallery will continue to deliver on its objective to promote the appreciation, enjoyment and participation in modern and contemporary visual arts practices in Dublin. We will deliver innovative programmes in collections, exhibitions and education which will challenge and excite Dubliners and visitors alike.
- We will expand our engagement with communities by collaborating with the Area Offices, in delivering fun and interesting education projects at a local level, which will be complemented by tours of the gallery, aimed at instilling a lifelong love of the visual arts among participants. We will continue to develop our in-house workshops, classes and courses and devise new projects which nurture new audiences and develop further the concept of the gallery as a civic space to be accessed by all. We will continue to care for and build on the collection, and acquire works which will enhance its vibrancy and relevance for future generations.
- The gallery will work with other museums, organisations and stakeholders to increase visitor numbers to the gallery and Dublin, thereby contributing to Dublin's global competitiveness as a modern city of culture.

CITY HALL

OBJECTIVES FOR 2017

- From January 2017, there will be changes to the permanent exhibition to include a 1916 exhibition.
- To continue to maintain City Hall to existing high standards.
- To continue to promote the Rotunda at City Hall as a prime city centre location for hire by the organisers of corporate and cultural events.
- To promote City Hall as a venue for Civil Marriage / Civil Partnership and Humanist ceremonies.

ARTS OFFICE

The City Arts Office is a developmental unit of Dublin City Council that recognises the transformative role that the Arts plays in the lives of residents and visitors to Dublin.

OBJECTIVES FOR 2017

In 2017 The City Arts Office will continue to develop the Monto Arts Quarter based around The Lab and Dance House in Foley Street.

Working city wide and with other sections in the Culture, Recreation and Economic Services Department, 2017 will see new Public Art Commissions, National Cultural Institutions in City Neighbourhoods, new opportunities in European funding and innovative partnerships with communities and businesses such as The Docklands Arts Fund.

Arts Grants and Bursaries of 550K and Festivals such as Culture Night (110K), the International Literature Festival Dublin (200K) and MusicTown (120K), continue to underpin the Capital City's international artistic reputation.

Key objectives in 2017 include:

- Improve access to Arts provision locally.
- Develop Memorandum of Understanding with the Arts Council under CCMA Agreement.
- Continue Arts in Education Development with key stakeholders.
- Support Artists in gaining new affordable workspaces and housing under the new City Development Plan.
- Continually communicate the transformative role of the Arts in the lives of residents, visitors, families and in the economy.

FESTIVALS & EVENTS

OBJECTIVES FOR 2017

- The 2017 budget for festivals and events will be utilised in the pursuance of our overall objective of working with all city stakeholders and event organisers to deliver an innovative, interesting and accessible programme of festivals and events on public spaces in Dublin City.
- We will continue to develop our partnerships with Fáilte Ireland and other relevant bodies with a view to working with them on festivals and events which showcase our city and embed Dublin as a destination.
- We will ensure that family friendly, mainly free events, are programmed to attract workers, residents and visitors into the city, generating cultural, social and economic benefits for Dublin.

DECADE OF COMMEMORATIONS

The success of the Dublin Remembers 1916/2016 programme has been in no small measure due to the citywide engagement encouraged and supported by Dublin City Council. Harnessing that

sense of real community engagement and participation and delivering continuing programmes and projects of historical and contemporary response will guide the ongoing work of the Commemorations Committee in 2017.

Our aim is to keep Dubliners connected to their own stories and their role in shaping the Ireland of 2017 and coming years up to 2022 when the Decade of Centenaries officially concludes. To that end we have drafted a list of projects and programmes for 2017. These include historians-in-residence who will work with communities in the five DCC areas focusing on connections to historical collections and local areas and looking ahead to the end of World War 1 (WW1) and the War of Independence. The historian will support communities to mark their continuing engagement with Decade of Commemorations events, aided by a commemorations community grants scheme.

We will continue to support the Council's Commemorative Plaques Scheme, including delivery of a plaque location mapping mechanism and database and consideration of further plaques consistent with DCC naming policy.

In 2017 the fifth annual Dublin Festival of History will include a new dedicated family day at Richmond Barracks, bringing history to life for children and families with re-enactors, costume, craft and interactive events.

Dublin City Gallery The Hugh Lane will continue with the successful Artist as Witness programme while the Libraries & Archive Service will explore the role of women in WW1 and the movement for universal suffrage.

We propose to continue to make history come to life through our digitization and publication of key documents relevant to the Decade of Commemorations, including photographs from the archive of W&R Jacobs which charts the social and economic history of many Dubliners who worked in this great factory.

TEMPLE BAR PROJECT TEAM

The Temple Bar Project Team leads and manages the activities of Temple Bar Cultural Trust. The proposed budget provides for the continued operation of cultural and commercial properties, management of Meeting House Square, the markets and related licensing issues.

OBJECTIVES FOR 2017

- To maintain the level of service for the cultural and commercial tenants.
- Aim to increase the usage of Meeting House Square.
- Improve the management of the markets.

DIVISION F - CULTURE, RECREATION & AMENITY

ADDITIONAL INCOME ANALYSIS

Analysis of Government Grant Income

Government Grant Source	Purpose	2017	2016	2016 Revised
Children & Youth Affairs	Sports Development	1,516,438	1,411,328	1,516,438
Health	Sports Development	70,000	65,000	70,000
Housing, Planning, Community & Local Gov.	Ballymun Social Regeneration	1,700,000	2,000,000	1,700,000
Housing, Planning, Community & Local Gov.	Special Projects	0	0	107,000
Justice & Equality	Recoupment for the Prison Library Service	156,309	160,391	158,988
Other	ACE Project	0	0	2,246
Other	City of Dublin Education & Training Board	290,000	255,963	272,500
Other	City of Literature	0	0	15,000
Other	Commerations Grant from Dept. AH&G	30,000	30,000	96,000
Other	Sports & Recreation	5,400	0	5,400
Transport, Tourism & Sport	Arts Office	41,320	36,000	36,320
Transport, Tourism & Sport	City of Literature	0	0	54,687
Transport, Tourism & Sport	Culture Night	15,000	0	15,000
Transport, Tourism & Sport	Dublin Writer's Festival	80,000	60,000	70,000
Transport, Tourism & Sport	Libraries	0	0	6,000
Transport, Tourism & Sport	Music	13,500	13,500	16,500
Transport, Tourism & Sport	Sports & Recreation	234,000	230,000	234,000
Total		4,151,967	4,262,182	4,376,079

Analysis of Local Authority Contributions

Local Authority Source	Purpose	2017	2016	2016 Revised
Fingal/DLR/South Dublin	Libraries	0	0	28,079
Fingal/DLR/South Dublin	Dublin Bay Biosphere	60,000	60,000	60,000
Total		60,000	60,000	88,079

Analysis of Other Income

Other Income	2017	2016	2016 Revised
Area Office Contributions	141,500	85,000	226,076
Contribution from Capital	0	0	85,000
Internal Receipts	193,200	230,000	139,700
Library Council - Recoupment of Library Rent	313,500	313,500	313,500
Miscellaneous	107,063	87,120	249,668
Parking Meters	73,818	72,818	71,268
Public Bodies	659,647	538,869	665,175
Total	1,488,728	1,327,307	1,750,387

DIVISION G – AGRICULTURE, EDUCATION HEALTH & WELFARE

OBJECTIVE:

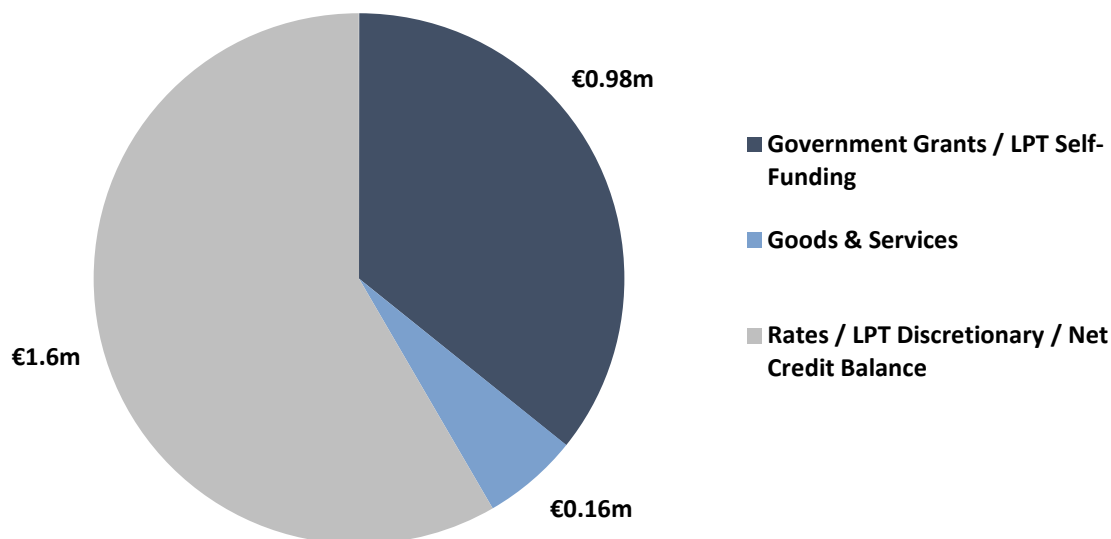
To provide a variety of educational and social services which the City Council has a statutory obligation to meet.

KEY INDICATORS (2015 YEAR-END ACTIVITY LEVEL):

Children in School Meals Scheme	23,928
Number of Higher Education Grants	55

2017 EXPENDITURE BUDGET: €2,740,540

SOURCES OF FUNDING:



AGRICULTURE, EDUCATION, HEALTH & WELFARE					
Expenditure by Service & Sub-Service		2017		2016	
		Adopted by Council	Estimated by Chief Executive	Adopted by Council	Estimated Outturn
Code		€	€	€	€
G0404	Operation of Dog Warden Service	412,290	412,290	412,033	411,876
G0405	Other Animal Welfare Services (incl Horse Control)	265,600	265,600	265,093	261,554
G0499	Service Support Costs	107,905	107,905	105,438	102,963
	Veterinary Service	785,795	785,795	782,564	776,393
G0501	Payment of Higher Education Grants	205,000	205,000	205,000	205,000
G0502	Administration Higher Education Grants	51,000	51,000	90,086	50,000
G0506	Other Educational Services	100,000	100,000	100,000	100,000
G0507	School Meals	1,522,774	1,522,774	1,522,487	1,522,614
G0599	Service Support Costs	75,971	75,971	126,481	122,174
	Educational Support Services	1,954,745	1,954,745	2,044,054	1,999,788
	Service Division Total	2,740,540	2,740,540	2,826,618	2,776,181

AGRICULTURE , EDUCATION, HEALTH & WELFARE				
Income by Source	2017		2016	
	Adopted by Council	Estimated by Chief Executive	Adopted by Council	Estimated Outturn
	€	€	€	€
Government Grants				
Education & Skills	144,100	144,100	144,100	144,100
Social Protection	684,662	684,662	684,662	684,662
Agriculture, Food & The Marine	150,000	150,000	150,000	150,000
Total Grants & Subsidies (a)	978,762	978,762	978,762	978,762
Goods & Services				
- Other Income	155,150	155,150	155,150	155,330
Total Goods & Services (b)	155,150	155,150	155,150	155,330
Total Income c=(a+b)	1,133,912	1,133,912	1,133,912	1,134,092

DIVISION G – AGRICULTURE, EDUCATION, HEALTH & WELFARE

G04: VETINARY SERVICE

OPERATION OF DOG WARDEN SERVICE

This section is responsible for the implementation of Control of Dogs legislation. A private contractor currently operates a combined Dog Warden Service and Pound Service which dealt with 427 stray/unwanted dogs in 2015. This section also promotes responsible dog ownership.

A dog licence can be purchased at any post office or online through the 'Pay On-Line' facility on Dublin City Council's website. 8,917 dog licences were issued during 2015, 1,404 of which were purchased online.

OBJECTIVES FOR 2017

To increase compliance with dog licence regulations and awareness of responsibilities of dog owners through continued assignment of wardens to door to door licence inspections.

CONTROL OF HORSES SERVICE

This section implements the Control of Horses Act 1996 and Control of Horses Bye-Laws 2014. Dublin City Council engages the services of a private contractor for the provision and operation of a combined horse pound and seizure service.

A total of 145 stray horses were seized during 2015.

OBJECTIVES FOR 2017

- To reduce the cost of the service
- To progress the efficiency of the service with the Department of Agriculture, Food and the Marine.

G05: EDUCATION SUPPORT SERVICES

PAYMENT OF HIGHER EDUCATION GRANTS

Higher Education Grants are administered on behalf of the Department of Education and Skills in accordance with the Student Support Act 2011 and annual student grant scheme. Maintenance grants are paid directly to student bank accounts, while registration fees are paid directly to the relevant colleges.

Expenditure on Higher Education Grants is recoupable from the Department of Education and Skills. However, the administrative costs of running the scheme are not recoupable and the cost to Dublin City Council is €50K. The gross cost of the Higher Education Grant scheme is approximately €255K in 2016 and is estimated as €256K in 2017.

The transfer of the Higher Education Grants function from local authorities to the newly established Student Universal Support Ireland (SUSI) came into effect for the 2012/2013 academic year. SUSI will process all new grant applications while Dublin City Council will continue to process renewal applications.

SCHOOL MEALS

The School Meals Section operates three Schemes:

- Urban School Meals Scheme
- Soup Scheme
- Hot Meals Scheme

During 2015 there were 181 national schools in the Urban School Meals Scheme which catered for approximately 24,000 pupils daily. The Soup Scheme catered for approximately 170 pupils in four national schools with each pupil receiving a cup of hot soup on school days between October and April. Under the Hot Meals Scheme a subsidy of €1.27 per pupil was paid towards the cost of providing hot meals in 11 special national schools. On average 716 pupils received a hot meal on school days during 2015.

The total cost of operating the Schemes, excluding administration, in 2015 was €1,327,700 of which 50% was recouped from the Department of Social Protection.

In addition to administering the school meals Schemes, Dublin City Council provided an annual contribution towards the administrative costs of the schools involved in the Schemes in 2015 which amounted to €130,000 in total.

OBJECTIVES FOR 2017

Continue to effectively and efficiently operate the School Meals Schemes.

DIVISION G - AGRICULTURE, EDUCATION, HEALTH & WELFARE**ADDITIONAL INCOME ANALYSIS****Analysis of Government Grant Income**

Government Grant Source	Purpose	2017	2016	2016 Revised
Agriculture, Food & the Marine	Control of Horses Recoupment	150,000	150,000	150,000
Education & Skills	Recoupment of Higher Education Grants	144,100	144,100	144,100
Social Protection	School Meals Recoupment	684,662	684,662	684,662
Total		978,762	978,762	978,762

Analysis of Other Income

Other Income	2017	2016	2016 Revised
Control of Dogs / Horses	155,150	155,150	155,330
Total	155,150	155,150	155,330

DIVISION H – MISCELLANEOUS SERVICES

OBJECTIVE:

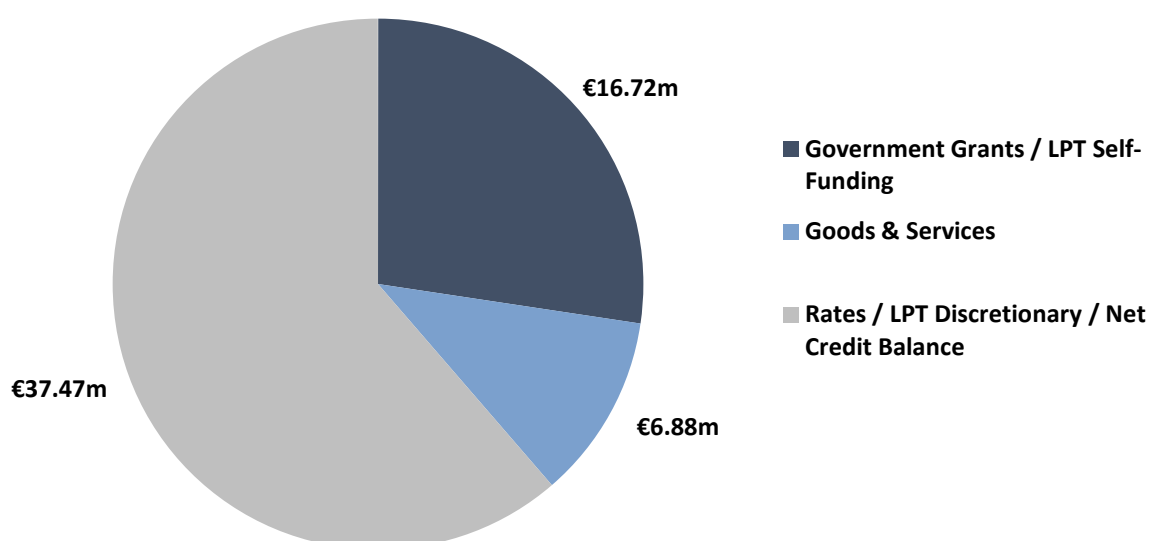
To conduct the operations of the City Council which are of a trading or commercial nature and to provide such other services required or authorised by law.

KEY INDICATORS (2015 YEAR-END ACTIVITY LEVEL):

General Annual Rate on Valuation	0.256
Rates Income	€336.3m
Population in City	527,612
Total Number on Register of Electors	338,999
Revenue of Street Trading Licences	€298,073
Dog Licences Issued	8,917
Number of Coroners Inquests	615
No. of Vehicle Licences (Tax Discs) Issued	222,488
Number of New Vehicles (Dublin only)	54,021
Amount Collected by Motor Tax	€56.1m

2017 EXPENDITURE BUDGET: €61,072,238

SOURCES OF FUNDING:



MISCELLANEOUS SERVICES					
Expenditure by Service & Sub-Service		2017		2016	
		Adopted by Council	Estimated by Chief Executive	Adopted by Council	Estimated Outturn
Code		€	€	€	€
H0301	Administration of Rates Office	2,678,870	2,678,870	2,767,000	2,776,440
H0302	Debt Management Service Rates	1,139,438	1,139,438	818,700	809,050
H0303	Refunds & Irrecoverable Rates	34,950,000	35,600,000	43,600,000	38,600,000
H0399	Service Support Costs	3,144,779	3,144,779	1,653,830	1,710,785
	Administration of Rates	41,913,087	42,563,087	48,839,530	43,896,275
H0401	Register of Elector Costs	698,600	698,600	717,349	623,216
H0402	Local Election Costs	18,000	18,000	158,000	158,000
H0499	Service Support Costs	372,049	372,049	334,826	331,670
	Franchise Costs	1,088,649	1,088,649	1,210,175	1,112,886
H0501	Coroner Fees & Expenses	0	0	273,024	327,426
H0502	Operation of Morgue	2,517,592	2,517,592	2,562,136	2,449,767
H0599	Service Support Costs	587,512	587,512	522,831	524,119
	Operation of Morgue & Coroner Expenses	3,105,104	3,105,104	3,357,991	3,301,312
H0701	Operation of Markets	638,916	638,916	760,246	940,538
H0702	Casual Trading Areas	477,260	477,260	326,542	333,937
H0799	Service Support Costs	318,720	318,720	327,778	322,242
	Operation of Markets & Casual Trading	1,434,896	1,434,896	1,414,566	1,596,717
H0801	Malicious Damage	111,690	111,690	111,690	111,690
H0899	Service Support Costs	3,432	3,432	900	1,013
	Malicious Damage	115,122	115,122	112,590	112,703
H0901	Representational Payments	1,043,595	1,043,595	1,044,729	1,044,729
H0902	Chair/Vice Chair Allowances	55,000	55,000	55,000	55,000
H0904	Expenses LA Members	1,082,657	1,082,657	1,080,137	1,033,986
H0905	Other Expenses	1,257,812	1,257,812	1,099,675	1,060,758
H0908	Contribution to Members Associations	16,000	16,000	16,000	16,000
H0999	Service Support Costs	1,548,243	1,548,243	1,348,022	1,444,321
	Local Representation/Civic Leadership	5,003,307	5,003,307	4,643,563	4,654,794
H1001	Motor Taxation Operation	4,814,355	4,814,355	4,875,734	4,541,000
H1099	Service Support Costs	1,901,850	1,901,850	2,519,608	2,541,188
	Motor Taxation	6,716,205	6,716,205	7,395,342	7,082,188
H1101	Agency & Recoupable Service	1,576,203	1,576,203	1,619,500	833,993
H1199	Service Support Costs	119,665	119,665	114,535	113,079
	Agency & Recoupable Services	1,695,868	1,695,868	1,734,035	947,072
	Service Division Total	61,072,238	61,722,238	68,707,792	62,703,947

MISCELLANEOUS SERVICES				
Income by Source	2017		2016	
	Adopted by Council	Estimated by Chief Executive	Adopted by Council	Estimated Outturn
	€	€	€	€
Government Grants				
Housing, Planning, Community & Local Government Health	16,669,462 45,000	16,669,462 45,000	14,983,283 0	17,969,065 22,500
Total Grants & Subsidies (a)	16,714,462	16,714,462	14,983,283	17,991,565
Goods & Services				
- Pension Contributions	401,771	401,771	483,079	473,033
- Local Authority Contributions	1,000,900	1,000,900	1,180,000	1,156,000
- NPPR	2,500,000	2,500,000	2,500,000	4,900,000
- Other Income	2,977,596	2,977,596	1,449,910	2,779,640
Total Goods & Services (b)	6,880,267	6,880,267	5,612,989	9,308,673
Total Income c=(a+b)	23,594,729	23,594,729	20,596,272	27,300,238

DIVISION H – MISCELLANEOUS SERVICES

H03: ADMINISTRATION OF RATES

Dublin City Council's Rates Office bills and collects rates from 20,615 customers in the city each year. Rates are a property tax levied on the occupiers of all commercial and industrial property. The Valuation Office in accordance with the Valuation Act 2001 determines the valuation of each property. The valuation of each property is multiplied by the annual rate on valuation (ARV) to give the amount of rates payable by each occupier per annum. Dublin City Council sets the annual rate on valuation.

H04: FRANCHISE COSTS

The Franchise Section is responsible for the preparation and publication of the Register of Electors for Dublin City each year and also the compilation of a Supplementary Register for any election or referendum that takes place during the life of each Register of Electors.

H05: OPERATION OF MORGUE & CORONERS EXPENSES

The Dublin District Coroner is an independent official with responsibility for the medico-legal investigation of certain deaths. The Coroner's Office must inquire into the circumstances of all sudden, unexplained, violent and unnatural deaths. Close to 5,000 deaths are reported to the Coroner's Office each year and approximately 660 inquests are held.

Following the enactment of the Civil Law (Miscellaneous Provisions) Act 2011, from the 8th September 2011, the Coroner's Service is operated on a regional basis in the Dublin area (the administrative areas of Dublin City Council and the three County Councils).

H07: OPERATION OF MARKETS & CASUAL TRADING

Includes the operating costs of the Wholesale Food Market.

In 2015 the Licensing Unit processed and issued approximately 1,638 event and 264 designated trading licences. The 2015 cost of operating this Service was €224K, which was part funded by income from Event and Casual Trading Licences.

OBJECTIVES FOR 2017

Continue to licence, monitor and manage casual trading in the city.

H08: MALICIOUS DAMAGE

Claims can be made to Dublin City Council for malicious damage as outlined in the Malicious Injuries Act 1981, and The Malicious Injuries Amendment Act 1986.

The cost of meeting these claims are fully recoupable from the Department of Housing, Planning, Community and Local Government.

H09: LOCAL REPRESENTATION / CIVIC LEADERSHIP

The Chief Executive, together with the Lord Mayor and the City Council, provides the strategic focus, leadership and support necessary to deliver on the goals and objectives set for the City. The City operates in a complex environment, with a wide variety of stakeholders who contribute positively to the life of the City.

The Chief Executive's Department provides administrative support and back-up for meetings of the City Council, the Corporate Policy Group and many others. The Department plays a vital role in co-ordinating both the executive and political dimensions of the City Council's role. It also ensures that the Members of the City Council fulfil their many and varied statutory obligations and functions.

H10: MOTOR TAXATION

Since 2004, the Department of Housing, Planning, Community and Local Government has provided the Motor Tax on Line service to customers provided with a PIN number. By the end of 2016, the number of transactions completed using the Motor Tax on Line system is expected to be approximately 83% of overall motor tax business levels for Dublin.

In 2016 it is anticipated that the Motor Tax office will deal with in excess of 140,000 public customers and over 120,000 postal items.

Dublin City Council provides the Motor Tax service for the 4 Dublin Authorities at the Smithfield Office.

Further information on Motor Tax is available on our website www.dublincity.ie.

DIVISION H - MISCELLANEOUS SERVICES

ADDITIONAL INCOME ANALYSIS

Analysis of Government Grant Income

Government Grant Source	Purpose	2017	2016	2016 Revised
Health	Drugs Payment Grant	45,000	0	22,500
Housing, Planning, Community & Local Gov.	NEIC Task Force	425,000	0	150,000
Housing, Planning, Community & Local Gov.	Payroll Compensation	2,600,000	4,000,000	4,235,760
Housing, Planning, Community & Local Gov.	Property Damage	100,000	100,000	100,000
Housing, Planning, Community & Local Gov.	Rates Grant	13,544,462	10,883,283	13,483,305
Total		16,714,462	14,983,283	17,991,565

Analysis of Local Authority Contributions

Local Authority Source	Purpose	2017	2016	2016 Revised
Fingal/DLR/South Dublin	Coroners Court	950,000	1,100,000	1,100,000
Fingal/DLR/South Dublin	Cost of Management	50,900	80,000	56,000
Total		1,000,900	1,180,000	1,156,000

Analysis of Other Income

Other Income	2017	2016	2016 Revised
BIDS	30,000	30,000	52,500
Casual Trading	327,596	327,596	327,596
Entry Year Levy	1,500,000	0	250,000
IPB Dividend	500,000	500,000	533,169
Markets Income	454,500	462,000	454,500
Miscellaneous	126,500	97,314	1,123,199
Public Bodies	39,000	33,000	38,676
Total	2,977,596	1,449,910	2,779,640

Appendix 1 - Summary of Central Management Charge	
Description	2017
	€
Area Office Overhead	20,814,991
Corporate Buildings Overhead	6,909,284
Corporate Affairs Overhead	7,118,256
IT Services	3,556,446
Postroom Function	541,384
Human Resource Function	6,553,304
Finance Function Overhead	7,126,616
Law Department	4,530,019
Pension & Lump Sum Salaries Overhead	41,323,038
Pension & Lump Sum Wages Overhead	27,357,124
Total Expenditure - Allocated to Services	125,830,462

Appendix 2 - Summary of Local Property Tax Allocation		
	2017	
	€	
Discretionary Local Property Tax - Revenue Budget (Table A)		23,068,969
Local Property Tax Self Funding - Revenue Budget (Table E)		
- Self Funding of Housing Activity	3,000,000	
- Self Funding of Roads Activity	5,780,600	
		8,780,600
Total Local Property Tax - Revenue Budget		31,849,569
Local Property Tax Self Funding - Capital Budget		
- Self Funding of Housing Activity	19,804,338	
Total Local Property Tax - Capital Budget		19,804,338
Total Local Property Tax Allocation (Post Variation)		51,653,907